

Bally's Classic 2024-2025 - Lanes 1-2



Mid County Lanes
****10-Pin Rule Factored in Top of Recap****

Week 20 Date 02/06/25

32-Team 32		Avg=900		Week 20 Lane 1			
Avg	Name	HDCP	1	2	3	H*3	Total
180	VACANT 1	48	201	171			144
180	VACANT 2	48	180	189			144
180	VACANT 3	48	181	203			144
180	VACANT 4	48	196	245			144
180	VACANT 5	48	235	205			144
Total		171	1164	1186			
Handicap		240					
HDCP Total							

7-Tammy's Titans		Avg=1014		Week 20 Lane 2			
Avg	Name	HDCP	1	2	3	H*3	Total
201	Brian Wilson	31					93
183	Tyrone Dallas ①	45	262	252	265	135	719
209	Tyler Wilson ④	24	216	193	223	72	703
202	T J Foltz ②	30	257	211	183	90	713
219	Gary McConlogue ③	16	217	166	228	48	659
189	Tim Bacon	40					120
	Chuck Wallace ⑤	28	239	224	215	84	734
Total			1261	1113	1214		3588
Handicap		146					3588
HDCP Total							

1 5

6 2

Approved: _____

Approved: _____

Please turn in your scoresheets at the desk.

BLS2025b (c)2025 by CDE Software

Team Rosters

32 - Team 32 Lane 1

Name	Gms	Avg	HDCP	Book Avg	True Average	Points Won	Points Lost	-1-	-2-	-3-
VACANT	0	180	48	—			76.0	180	180	180
VACANT	0	180	48	—			76.0	180	180	180
VACANT	0	180	48	—			76.0	180	180	180
VACANT	0	180	48	—			76.0	180	180	180
VACANT	0	180	48	—			76.0	180	180	180

7 - Tammy's Titans Lane 2

Name	Gms	Avg	HDCP	Book Avg	True Average	Points Won	Points Lost	-1-	-2-	-3-
Brian Wilson	48	201	31	211	198.31	36.5	31.5	176	217	148
Tyrone Dallas	57	183	45	193	179.04	37.0	39.0	168	191	178
Tyler Wilson	51	209	24	213	209.92	38.0	30.0	229	167	199
T J Foltz	54	202	30	201	202.65	49.5	26.5	234	160	234
Gary McConlogue	57	219	16	226	219.63	38.0	38.0	239	257	209
Tim Bacon	3	189	40	—	189.00	2.0	2.0			

Bally's Classic 2024-2025 - Lanes 3-4



Mid County Lanes
 10-Pin Rule Factored in Top of Recap

Week 20 Date 02/06/25

1-Savages		Avg=739	Week 20 Lane 3				
Avg	Name	HDCP	1	2	3	H*3	Total
2	123 Josh Hammett	93	108	105	124	279	616
1	172 DJ Butler	54	162	162	162	162	648
3	168 Dilyn Butler	57				171	
4	157 Steve Taylor	66	153	167	166	198	684
5	119 Dave Savage	96	139	110	143	288	676
	162 Dirk Butler	62				186	
3	166 Shawn Blackwell	59	176	141	136	177	633

21-Team 21		Avg=808	Week 20 Lane 4				
Avg	Name	HDCP	1	2	3	H*3	Total
1	133 Kara Olsen	85	167	143	114	255	679
2	191 Ryan Emenheiser	39	181	181	181	117	660
3	139 Bryan Delledonne	80	129	129	129	240	627
4	165 Sami Spence	60	130	119	167	180	606
5	180 Dejuan Belfield	48	214	150	172	144	680

Won 15	Total		734	689	731		
	Handicap	366	368	368	368		1104
Lost 13	HDCP Total		1102	1099	1099		3251

Won 13	Total		821	722	763		
	Handicap	312	312	312	312		936
Lost 15	HDCP Total		1133	1034	1075		3242

Approved: Kara Olsen

Approved: Dejuan Belfield

Please turn in your scoresheets at the desk.

BLS2025b (c)2025 by CDE Software

Team Rosters

1 - Savages Lane 3

Name	Gms	Avg	HDCP	Book Avg	True Average	Points Won	Points Lost	-1-	-2-	-3-
Josh Hammett	57	123	93	119	123.89	29.5	46.5	143	116	128
DJ Butler	42	172	54	---	172.19	30.0	38.0	a162	a162	a162
Dilyn Butler	27	168	57	---	168.70	28.0	20.0			
Steve Taylor	54	157	66	157	157.17	26.0	46.0	174	150	178
Dave Savage	57	119	96	119	119.81	16.5	59.5	101	112	106
Dirk Butler	9	162	62	161	162.33	3.0	9.0			

21 - Team 21 Lane 4

Name	Gms	Avg	HDCP	Book Avg	True Average	Points Won	Points Lost	-1-	-2-	-3-
Kara Olsen	54	133	85	---	133.30	34.0	38.0	132	124	160
Ryan Emenheiser	51	191	39	192	191.31	31.0	37.0	230	230	197
Bryan Delledonne	51	139	80	---	139.86	27.5	44.5	132	153	124
Sami Spence	54	165	60	---	165.15	36.0	40.0	147	170	133
Dejuan Belfield	57	180	48	---	180.79	34.0	42.0	176	225	174

Bally's Classic 2024-2025 - Lanes 5-6



DOVER

Mid County Lanes
 10-Pin Rule Factored in Top of Recap

Week 20 Date 02/06/25

17-Stayin' Alive		Avg=1050	Week 20				Lane 5
Avg	Name	HDCP	1	2	3	H*3	Total
① 205	Larry Hall	28	237	230	278	84	835
② 184	Loren Wozney	44	170	164	191	132	657
③ 208	Jacob Jensen	25	193	159	164	75	591
	221 Noah Wydeven	15	/	/	/	45	/
⑤ 232	Matt Wozney	6	247	222	209	18	696
④ 234	Jordan Busch	4	248	258	245	12	763

13-M.I.L.F.		Avg=984	Week 20				Lane 6
Avg	Name	HDCP	1	2	3	H*3	Total
① 188	Joe Dagg	41	204	235	193	123	755
② 195	John Miller	36	166	198	221	108	693
	183 Rich Lucas	45	/	/	/	135	/
	206 James Bailey Sr	27	/	/	/	81	/
③ 212	Andy Snellings	22	286	177	257	66	786
④ 194	Jim Bailey	36	224	184	202	108	718
⑤	Jordan Sparks	16	205	225	232	48	710

Won 9	Total		1095	1039	1087		3542
	Handicap	118	107	107	107		321
Lost 19	HDCP Total		202	1146	1194		3542

Won 19	Total		1085	1019	1105		3209
	Handicap	171	151	151	151		453
Lost 9	HDCP Total		1236	1170	1256		3662

Approved:

Approved:

Please turn in your scoresheets at the desk.

BLS2025b (c)2025 by CDE Software

Team Rosters

17 - Stayin' Alive Lane 5

Name	Gms	Avg	HDCP	Book Avg	True Average	Points Won	Points Lost	-1-	-2-	-3-
Larry Hall	51	205	28	215	204.24	37.5	34.5	203	247	247
Loren Wozney	33	184	44	194	175.12	23.0	25.0			
Jacob Jensen	57	208	25	218	199.42	37.5	38.5	246	198	189
Noah Wydeven	51	221	15	220	221.65	48.0	24.0	236	202	256
Matt Wozney	48	232	6	238	232.77	47.5	28.5	258	226	223
Jordan Busch	18	234	4	241	234.56	16.0	16.0	278	279	236

13 - M.I.L.F. Lane 6

Name	Gms	Avg	HDCP	Book Avg	True Average	Points Won	Points Lost	-1-	-2-	-3-
Joe Dagg	54	188	41	198	188.85	41.5	30.5	201	192	174
John Miller	30	195	36	205	184.17	17.0	23.0			
Rich Lucas	39	183	45	193	180.08	19.0	33.0	185	167	165
James Bailey Sr	51	206	27	210	206.37	35.5	32.5	192	226	167
Andy Snellings	57	212	22	212	212.26	40.0	36.0	248	235	255
Jim Bailey	42	194	36	---	194.62	24.0	32.0	198	243	184

Bally's Classic 2024-2025 - Lanes 7-8



Mid County Lanes
 10-Pin Rule Factored in Top of Recap

Week 20 Date 02/06/25

30-Counter Strikes		Avg=703		Week 20 Lane 7			
Avg	Name	HDCP	1	2	3	H*3	Total
2	146 Jared Henke	75	138	151	106	225	620
1	BOB HARPER SR.	50	192	222	211	150	775
3	178 Nick Latina	49	184	140	163	147	634
	174 Patty Farmer	52	/	/	/	156	/
5	205 Maurice Simmons	28	/	/	/	84	/
4	ZACH SHOCKLEY	14	223	224	186	42	675
5	201 Marcus Void	31	162	234	189	93	681
	200 Aaron Thomas	32	/	/	/	96	/
Won 10.5		Total	899	971	855		2725
		Handicap	204	219	219		657
Lost 17.5		HDCP Total	1118	1190	1074		3382

15-Storm Products,		Avg=1068		Week 20 Lane 8			
Avg	Name	HDCP	1	2	3	H*3	Total
	214 Dave North	20	239	206	235	60	740
	208 Trey Phillips	25	/	/	/	75	/
	204 Ryan McCusker	28	217	234	184	84	719
	210 Mark Butler	24	197	178	144	72	591
	232 Mike Zanghi	6	224	191	288	18	721
	212 Carter Germano	22	/	/	/	66	/
	155 DYLAN BUTLER	68	186	225	233	204	848
Won 17.5		Total	1063	1034	1084		3181
		Handicap	103	146	146	146	438
Lost 10.5		HDCP Total	1209	1180	1230		3619

1 5 25 2

6 2 4.5 5

Approved: M B

Approved: _____

Please turn in your scoresheets at the desk.

BLS2025b (c)2025 by CDE Software

Team Rosters

30 - Counter Strikes Lane 7

Name	Gms	Avg	HDCP	Book Avg	True Average	Points Won	Points Lost	-1-	-2-	-3-
Jared Henke	46	146	75	139	146.43	31.0	41.0	194	156	148
Nick Latina	57	178	49	181	178.98	39.0	37.0	173	132	244
Patty Farmer	36	174	52	184	172.11	24.0	28.0			
Maurice Simmons	34	205	28	205	205.26	34.5	17.5			
Marcus Void	15	201	31	187	201.47	10.0	10.0			
Aaron Thomas	21	200	32	200	200.00	13.5	14.5			
Zach Shockley	3	222	14	—	222.00	3.0	1.0	234	205	227

15 - Storm Products, Lane 8

Name	Gms	Avg	HDCP	Book Avg	True Average	Points Won	Points Lost	-1-	-2-	-3-
Dave North +17 -29	54	214	20	212	214.96	48.0	24.0	209	189	189
Trey Phillips	30	208	25	195	208.60	23.0	21.0			
Ryan McCusker +12 +85	51	204	28	193	204.76	36.0	32.0	215	190	168
Mark Butler -16 -52	57	210	24	214	210.19	42.0	34.0	249	174	168
Mike Zanghi +37 -31	51	232	6	242	219.29	35.0	33.0	213	195	162
Carter Germano	33	212	22	195	212.30	24.0	20.0	178	211	203

DYLAN BUTLER +41

68
37
21

Bally's Classic 2024-2025 - Lanes 9-10



Mid County Lanes
 10-Pin Rule Factored in Top of Recap

Week 20 Date 02/06/25

28-Jebadie		Avg=1008	Week 20 Lane 9				
Avg	Name	HDCP	1	2	3	H*3	Total
221	Rich Bebber (4)	15	202	169	196	45	612
189	Donny Bebber (1)	40	163	183	209	120	675
201	Dave Giberson	31	220	192	230	93	735
208	Pat Connor (5)	25	208	204	192	75	679
189	Shawn Harter (2)	40	188	202	210	120	720

4-Door Mats		Avg=1030	Week 20 Lane 10				
Avg	Name	HDCP	1	2	3	H*3	Total
219	Mike Anderson	16	179	192	221	48	640
177	Jerry Lowe	50	152	159	188	150	649
188	Mike Brink	41	242	169	171	123	705
226	James Spence (5)	11	248	249	216	33	746
220	Mark Cliniff (4)	16	171	269	267	48	755

Won 14	Total		981	950	1037		2968
	Handicap	151	151	151	151		453
Lost 14	HDCP Total		1132	1101	1188		3421

Won 14	Total						
	Handicap	134	134	134	134		402
Lost 14	HDCP Total		1126	1172	1197		3495

Approved: *Jimmy [Signature]*

Approved: *[Signature]*

Please turn in your scoresheets at the desk.

BLS2025b (c)2025 by CDE Software

Team Rosters

28 - Jebadie Lane 9

Name	Gms	Avg	HDCP	Book Avg	True Average	Points Won	Points Lost	-1-	-2-	-3-
Rich Bebber	51	221	15	231	216.24	32.5	39.5	182	212	188
Donny Bebber	54	189	40	183	189.87	49.0	23.0	168	188	176
Dave Giberson	42	201	31	211	189.50	16.5	43.5	187	149	198
Pat Connor	54	208	25	207	208.24	29.0	43.0	247	206	224
Shawn Harter	57	189	40	199	181.49	35.0	41.0	166	215	215

4 - Door Mats Lane 10

Name	Gms	Avg	HDCP	Book Avg	True Average	Points Won	Points Lost	-1-	-2-	-3-
Mike Anderson	51	219	16	214	219.24	48.5	27.5	225	260	205
Jerry Lowe	57	177	50	183	177.86	33.5	42.5	160	171	159
Mike Brink	53	188	41	198	186.42	31.0	41.0	199	217	156
James Spence	57	226	11	219	226.79	39.5	36.5	277	251	194
Mark Cliniff	57	220	16	230	220.75	44.0	32.0	224	258	247

Bally's Classic 2024-2025 - Lanes 11-12



Mid County Lanes
 10-Pin Rule Factored in Top of Recap


Week 20 Date 02/06/25


5-Jim Wants Jello		Avg=964	Week 20 Lane 11			
Avg	Name	HDCP	1	2	3	H*3 Total
192	Mike Simpson	38	/	/	/	114
178	Jamie Spicer	49	151	177	168	147 496 1
191	Jim Mosuly	39	157	236	201	117 594 3
193	Joe Simpson	37	193	200	221	111 614 3
210	Jake Warwick	24	192	213	210	72 615 1
193	Jay Drummond	37	182	186	214	111 582 1

24-Brickleberry Pol		Avg=976	Week 20 Lane 12			
Avg	Name	HDCP	1	2	3	H*3 Total
137	Jennifer Simms	82	132	155	125	246 412 3
191	Eric Simms	39	190	170	239	117 599 3
221	Troy Lehigh	15	207	233	161	45 601 1
209	Justice Simms	24	/	/	/	72
218	Christion Simms	17	248	185	261	51 694
	GREG PARKER	35	223	176	188	587 1

Won <u>13</u>	Total	875	1012	1012	1014	2901
	Handicap	187	186	186	186	558
Lost <u>15</u>	HDCP Total	1061	1198	1198	1200	3459

Won <u>15</u>	Total		1000	919	974	2893
	Handicap	177	188	188	188	564
Lost <u>15</u>	HDCP Total		1188	1107	1162	341

Approved: 

Approved: 

Please turn in your scoresheets at the desk.

BLS2025b (c)2025 by CDE Software

Team Rosters

5 - Jim Wants Jello Lane 11

Name	Gms	Avg	HDCP	Book Avg	True Average	Points Won	Points Lost	-1-	-2-	-3-
Mike Simpson	28	192	38	196	192.57	30.5	25.5	a182	a182	a182
Jamie Spicer	54	178	49	173	178.74	44.5	27.5	187	173	192
Jim Mosuly	57	191	39	197	191.95	36.5	39.5	212	205	224
Joe Simpson	42	193	37	190	193.90	26.0	38.0	160	151	179
Jake Warwick	51	210	24	219	210.96	35.5	36.5	a200	a200	a200
Jay Drummond	24	193	37	203	193.38	15.0	17.0			

24 - Brickleberry Pol Lane 12

Name	Gms	Avg	HDCP	Book Avg	True Average	Points Won	Points Lost	-1-	-2-	-3-
Jennifer Simms	54	137	82	144	137.85	33.0	39.0	106	119	139
Eric Simms	57	191	39	182	191.79	43.5	32.5	217	187	146
Troy Lehigh	57	221	15	218	221.39	46.0	30.0	259	183	204
Justice Simms	51	209	24	206	209.14	39.0	33.0	255	213	264
Christion Simms	57	218	17	228	216.05	42.0	34.0	232	245	193

Bally's Classic 2024-2025 - Lanes 13-14



DOVER

Mid County Lanes
 10-Pin Rule Factored in Top of Recap

Week 20 Date 02/06/25

26-Team 26		Avg=862		Week 20 Lane 13				
Avg	Name	HDCP	1	2	3	H*3	Total	
170	Dwayne Parker	2	56	162	129	175	168	634
154	Steven McDaniel	1	68	214	150	185	204	753
162	Reggie Ennis	3	62	177	143	175	186	681
180	Daquan Cale	4	48	175	138	191	144	653
196	Mickey Ennis	5	35	203	196	181	105	685
Total			931	756	907		2594	
Won	11	Total	269	269	269	807		
Lost	17	HDCP Total	1200	1025	1191		3416	

10-Why You Mad?		Avg=1058		Week 20 Lane 14				
Avg	Name	HDCP	1	2	3	H*3	Total	
213	Robert Cook	2	21	193	213	172	63	641
201	Rick LaBrake	1	31	195	211	245	93	744
209	Chang Kim	3	24	227	234	201	72	732
218	Shucky Timmons	4	17	246	226	202	51	745
217	Rob LaBrake	5	18	224	211	221	54	710
220	Chris Coble	16					48	
168	Mason LaBrake	57					171	
Total			1085	1075	1041		3201	
Won	17	Total	111	111	111	333		
Lost	11	HDCP Total	1196	1186	1192		3574	

Approved:

Approved:

Please turn in your scoresheets at the desk.

BLS2025b (c)2025 by CDE Software

26 - Team 26 Lane 13

Name	Gms	Avg	HDCP	Book Avg	True Average	Points Won	Points Lost	-1-	-2-	-3-
Dwayne Parker	48	170	56	178	170.13	25.0	43.0	132	213	150
Steven McDaniel	54	154	68	149	154.72	31.5	44.5	136	183	138
Reggie Ennis	57	162	62	159	162.26	37.0	39.0	169	225	144
Daquan Cale	38	180	48	177	180.26	35.0	37.0	214	186	221
Mickey Ennis	54	196	35	191	196.06	38.0	38.0	156	225	182

10 - Why You Mad? Lane 14

Name	Gms	Avg	HDCP	Book Avg	True Average	Points Won	Points Lost	-1-	-2-	-3-
Robert Cook	51	213	21	215	213.92	48.0	24.0	210	184	194
Rick LaBrake	57	201	31	209	201.30	49.0	27.0	235	212	210
Chang Kim	57	209	24	215	209.44	49.0	27.0	223	232	190
Shucky Timmons	39	218	17	217	218.28	35.0	21.0	212	171	194
Rob LaBrake	54	217	18	227	213.39	40.5	31.5	194	198	173
Chris Coble	3	bk220	16	220	191.00		4.0			
Mason LaBrake	6	168	57	—	168.17	4.0	4.0			

Team Rosters

32

Bally's Classic 2024-2025 - Lanes 15-16




Mid County Lanes
****10-Pin Rule Factored in Top of Recap****

Week 20 Date 02/06/25

20-Team 20		Avg=1022		Week 20 Lane 15			
Avg	Name	HDCP	1	2	3	H*3	Total
157	Sydney Delp 1	66	165	168	157	198	688
219	Ethan Driver 2	16	258	223	216	48	745
215	Austin O'Neal 3	20	166	224	212	60	662
220	Matthew Ward 4	16	217	225	202	48	693
211	Cade Williamson 5	23	213	225	201	69	708
229	Jeremy Kokoszka-M	8				24	
Won 10		Total					
Lost 18		Handicap	141				
		HDCP Total	1019	1206	1130		3496

12-Ok We Reloading		Avg=954		Week 20 Lane 16			
Avg	Name	HDCP	1	2	3	H*3	Total
196	Ramon Rodriguez 4	35	190	202	201	105	698
167	Mickey Ortiz 2	58	171	194	222	174	761
194	Jonathan Burek 3	36	213	189	192	108	700
206	Efrain Borges 5	27	213	205	198	81	697
191	Doug Williamson 1	39	224	164	224	117	789
Won 18		Total					
Lost 10		Handicap	195				
		HDCP Total	1201	1149	1282		3582

Approved: 

Approved: 

Please turn in your scoresheets at the desk.

BLS2025b (c)2025 by CDE Software

Team Rosters

20 - Team 20 Lane 15

Name	Gms	Avg	HDCP	Book Avg	True Average	Points Won	Points Lost	-1-	-2-	-3-
Sydney Delp	57	157	66	167	156.35	28.0	48.0	138	149	137
Ethan Driver	54	219	16	222	219.54	48.0	24.0	191	245	221
Austin O'Neal	54	215	20	215	215.70	50.0	22.0	244	237	202
Matthew Ward	54	220	16	228	220.19	40.0	36.0	237	214	182
Cade Williamson	51	211	23	217	211.94	37.0	31.0	242	221	236
Jeremy Kokoszka-Morgan	6	bk229	8	229	238.83	3.5	4.5			

12 - Ok We Reloading Lane 16

Name	Gms	Avg	HDCP	Book Avg	True Average	Points Won	Points Lost	-1-	-2-	-3-
Ramon Rodriguez	54	196	35	191	196.28	38.5	33.5	205	173	257
Mickey Ortiz	51	167	58	169	167.04	42.0	26.0			
Jonathan Burek	54	194	36	204	185.87	37.0	39.0	190	139	137
Efrain Borges	42	206	27	202	206.62	25.0	31.0	213	197	257
Doug Williamson	48	191	39	201	188.33	34.0	30.0	190	223	181

Bally's Classic 2024-2025 - Lanes 17-18



Mid County Lanes
****10-Pin Rule Factored in Top of Recap****

Week 20 Date 02/06/25

16-Team 16		Avg=1043		Week 20 Lane 17			
Avg	Name	HDCP	1	2	3	H*3	Total
203	Morris Jackson	29	214	258	245	87	804
202	Vincent Myers	30	267	211	217	90	785
203	Walt Parker	29	157	187	201	87	632
204	Ranee Jackson	28	181	163	219	84	647
231	Ray Smarsh	7	224	223	204	21	672
198	Dwight Berry	33				99	
198	Joffery Hill	33				99	

27-Just Bowl		Avg=1004		Week 20 Lane 18			
Avg	Name	HDCP	1	2	3	H*3	Total
193	Aaron Wallace	37	230	233	183	111	757
189	Rich Owens	40	158	191	168	120	637
207	Leon Stark	26	215	210	214	78	717
206	Mike Cline	27	212	177	128	81	598
209	Mike Beck	24	193	289	216	72	770
231	Matt Byorick	7				21	

Won <u>16</u>	Total		1043	1042	1080		3171
	Handicap	123	123	123	123		369
Lost	HDCP Total		1166	1165	1209		3540

Won <u>12</u>	Total		1008	1100	909		3017
	Handicap	154	154	154	154		462
Lost	HDCP Total		1162	1254	1063		3479

Approved: [Signature] 4 2 5 5

Approved: [Signature] 3 5 2 2

Please turn in your scoresheets at the desk.

BLS2025b (c)2025 by CDE Software

Team Rosters

16 - Team 16 Lane 17

Name	Gms	Avg	HDCP	Book Avg	True Average	Points Won	Points Lost	-1-	-2-	-3-
Morris Jackson	51	203	29	199	203.94	44.5	23.5	176	224	214
Vincent Myers	54	202	30	212	199.94	37.0	39.0	268	234	222
Walt Parker	48	203	29	212	203.81	39.0	33.0	a193	a193	a193
Ranee Jackson	51	204	28	209	204.47	32.0	36.0	225	199	151
Ray Smarsh	54	231	7	236	231.02	48.5	23.5	264	194	237
Dwight Berry	9	198	33	---	198.33	9.0	3.0			
Joffery Hill	6	198	33	---	198.17	1.0	7.0			

27 - Just Bowl Lane 18

Name	Gms	Avg	HDCP	Book Avg	True Average	Points Won	Points Lost	-1-	-2-	-3-
Aaron Wallace	51	193	37	186	193.76	37.5	30.5	184	231	186
Rich Owens	48	189	40	187	189.92	40.5	27.5	256	180	186
Leon Stark	57	207	26	217	199.79	40.0	36.0	224	217	195
Mike Cline	45	206	27	210	206.02	35.5	24.5	198	235	169
Mike Beck	57	209	24	217	209.95	42.5	33.5	227	238	179
Matt Byorick	9	231	7	---	231.00	6.5	5.5			

Bally's Classic 2024-2025 - Lanes 19-20



Mid County Lanes
 10-Pin Rule Factored in Top of Recap

Week 20 Date 02/06/25

8-Bumper Humpers		Avg=964	Week 20 Lane 19				
Avg	Name	HDCP	1	2	3	H*3	Total
159	Thomas Hoover ①	64	145	167	170	192	674
199	Kurt Hecker ③	32	179	224	199	96	602
188	Alexa Bracale	41				123	
212	Jared Pierce ④	22	212	238	213	66	663
206	Will Isaacs ⑤	27	196	196	196	81	588
160	Dave Hecker ②	64	143	164	103	192	602

29-One Rack Short		Avg=887	Week 20 Lane 20				
Avg	Name	HDCP	1	2	3	H*3	Total
154	Rebekah Taylor ①	68	168	138	174	204	684
170	Alicia Rose ②	56	213	160	167	168	540
171	Stefanie Rose	55				165	
205	Danielle Subda ④	28	223	213	207	84	643
187	Bob Taylor ⑤	42	192	173	166	126	531
	Shawn Bey ⑥	31	187	199	257		643

Won 10.5	Total		875	989	881		2745
	Handicap	186	209	209	209		627
Lost 17.5	HDCP Total		1084	1198	1090		3372

Won 17.5	Total		983	883	971		2837
	Handicap	249	225	225	225		675
Lost 10.5	HDCP Total		1208	1108	1166		3512

Approved: *[Signature]*

Approved: *[Signature]*

Please turn in your scoresheets at the desk.

BLS2025b (c)2025 by CDE Software

Team Rosters

8 - Bumper Humpers Lane 19

Name	Gms	Avg	HDCP	Book Avg	True Average	Points Won	Points Lost	-1-	-2-	-3-
Thomas Hoover	57	159	64	148	159.46	32.0	44.0	171	124	178
Kurt Hecker	57	199	32	193	199.53	42.0	34.0	201	206	202
Alexa Bracale	36	188	41	198	183.58	23.0	25.0	245	207	173
Jared Pierce	54	212	22	218	212.61	34.0	38.0	253	206	264
Will Isaacs	57	206	27	216	203.04	35.0	41.0	224	235	203
Dave Hecker	21	160	64	158	160.33	11.0	17.0			

29 - One Rack Short Lane 20

Name	Gms	Avg	HDCP	Book Avg	True Average	Points Won	Points Lost	-1-	-2-	-3-
Bekkah Taylor	45	154	68	159	154.60	27.0	45.0	160	150	174
Alicia Rose	48	170	56	180	168.48	29.5	42.5	148	170	196
Stefanie Rose	38	171	55	181	164.34	30.0	34.0			
Danielle Subda	46	205	28	215	200.50	34.0	38.0	195	161	191
Bob Taylor	53	187	42	197	185.83	40.0	36.0	169	170	234

Bally's Classic 2024-2025 - Lanes 23-24



Mid County Lanes
****10-Pin Rule Factored in Top of Recap****

Week 20 Date 02/06/25

3-Team 3		Avg=962		Week 20 Lane 23			
Avg	Name	HDCP	1	2	3	H*3	Total
174	Richie Casalvera	52					156
189	Kayla Tam	2	176	168	225	120	689
195	Tom Reis	3	169	244	184	108	705
197	Lynne Dellis	4	151	161	193	102	607
207	Bruce Morris	5	187	212	223	78	700
198	Deena Koontz	1	226	203	172	99	700
			909				

23-Underdogs		Avg=876		Week 20 Lane 24			
Avg	Name	HDCP	1	2	3	H*3	Total
181	Charles Tilghman	47	162	156	171	141	630
154	Celeste Perry	68	166	159	137	204	666
154	Larry Kennedy	68	113	178	154	204	649
188	Jawara Jones	41	193	237	146	123	699
199	Keith Perry	32	208	203	212	96	719

Won 15	Total	169	842 988	997		2854
	Handicap	188				
Lost 13	HDCP Total		1078	1157	1166	3401

Won 13	Total		842	933	820	2595
	Handicap	256				
Lost 15	HDCP Total		1098	1189	1076	3363

Approved: *[Signature]*

Approved: *[Signature]*

Please turn in your scoresheets at the desk.

BLS2025b (c)2025 by CDE Software

Team Rosters

3 - Team 3 Lane 23

Name	Gms	Avg	HDCP	Book Avg	True Average	Points Won	Points Lost	-1-	-2-	-3-
Richie Casalvera	51	174	52	176	174.06	38.0	34.0			
Kayla Tam	51	189	40	188	189.86	35.0	33.0	233	213	187
Tom Reis	51	195	36	193	195.33	40.0	32.0	200	165	211
Lynne Dellis	57	197	34	207	196.35	40.0	36.0	185	227	169
Bruce Morris	48	207	26	212	207.44	34.0	34.0	212	214	217
Deena Koontz	3	bk198	33	198	204.67	1.0	3.0	243	179	192

23 - Underdogs Lane 24

Name	Gms	Avg	HDCP	Book Avg	True Average	Points Won	Points Lost	-1-	-2-	-3-
Charles Tilghman	48	181	47	191	169.35	24.0	48.0	214	166	168
Celeste Perry	54	154	68	155	154.15	35.0	41.0	a144	a144	a144
Larry Kennedy	54	154	68	164	154.39	39.0	37.0	190	163	134
Jawara Jones	42	188	41	198	186.69	17.5	50.5	185	143	156
Keith Perry	57	199	32	197	199.04	42.5	33.5	177	232	207

Bally's Classic 2024-2025 - Lanes 25-26



DOVER

Mid County Lanes
****10-Pin Rule Factored in Top of Recap****

Week 20 Date 02/06/25

6-Carrying Otha		Avg=971	Week 20 Lane 25				
Avg	Name	HDCP	1	2	3	H*3	Total
188	Gerald Dillon	41	178	179	178	123	657
200	Carter Dillon	32	176	190	190	96	652
195	Steve Mckenzie	36	179	190	207	108	774
188	Otha Demby	41	201	226	186	123	736
200	Steve Rucker	32	185	222	179	96	692

22-Team 22		Avg=984	Week 20 Lane 26				
Avg	Name	HDCP	1	2	3	H*3	Total
178	Shane Foskey	49	175	203	192	147	722
180	Rob Teat	48	192	182	199	144	717
202	Jim Bilda	30	199	205	192	90	766
213	John Vickers	21	213	256	238	63	776
211	Ben Thompson	23	200	222	179	69	663
211	Forrest Watson	23				69	

Won	Total		1019	946	946		2911
	Handicap	182	182	182	182	546	513
Lost	HDCP Total		1207	1179	1172		3558

Won	Total		979	1148	998		3125
	Handicap	171	171	171	171	513	513
Lost	HDCP Total		1150	1314	1167		3631

Approved: Otha Demby

Approved: [Signature]

Please turn in your scoresheets at the desk.

BLS2025b (c)2025 by CDE Software

Team Rosters

6 - Carrying Otha Lane 25

Name	Gms	Avg	HDCP	Book Avg	True Average	Points Won	Points Lost	-1-	-2-	-3-
Gerald Dillon	45	188	41	187	188.24	42.0	18.0	191	226	199
Carter Dillon	54	200	32	190	200.65	31.0	41.0			
Steve Mckenzie	33	195	36	205	185.64	16.0	40.0	213	225	123
Otha Demby	51	188	41	198	182.14	29.0	43.0	177	191	168
Steve Rucker	57	200	32	205	200.88	34.5	41.5	179	247	202

22 - Team 22 Lane 26

Name	Gms	Avg	HDCP	Book Avg	True Average	Points Won	Points Lost	-1-	-2-	-3-
Shane Foskey	30	178	49	186	178.63	20.5	19.5	186	174	226
Rob Teat	51	180	48	187	180.59	33.0	35.0	161	152	156
Jim Bilda	53	202	30	212	191.68	20.0	52.0	152	202	224
John Vickers	48	213	21	221	213.38	31.0	33.0	226	213	198
Ben Thompson	51	211	23	219	211.98	32.5	35.5	235	218	257
Forrest Watson	12	211	23	208	211.08	7.0	9.0			

Bally's Classic 2024-2025 - Lanes 27-28



Mid County Lanes
****10-Pin Rule Factored in Top of Recap****

Week 20 Date 02/06/25

14-Living on a Spar		Avg=679		Week 20 Lane 27			
Avg	Name	HDCP	1	2	3	H*3	Total
145	Bernie Connor	76	120	136	146	228	432
165	Cindy Bouwmans	60				180	
182	Will Parker	46	164	223	146	138	533
187	Eric Hamann	42	217	202	234	126	653
120	Chelsea Connor	96	23	133	133	288	389
171	Theo Stewart	55	146	164	143	165	453

19-Do It 4 Mandy		Avg=1044		Week 20 Lane 28			
Avg	Name	HDCP	1	2	3	H*3	Total
179	Kaysie Finch	48	189	180	151	144	520
216	James Johnson	19	217	228	259	57	704
210	Tilani O'Neil	24	224	216	204	72	644
223	Bakare O'Neil	13	154	258	268	39	680
216	CJ Hurst	19				57	
242	Tyler Tardona	0	232	232	232	0	696

Won 7	Total		440	858	832		2460
	Handicap	224	315	315	315		945
Lost 21	HDCP Total		1085	1173	1147		3405

Won 21	Total		1016	1114	1114		3244
	Handicap	123	104	104	104		312
Lost 7	HDCP Total		1120	1218	1218		3556

Approved: Kaysie Finch

Approved: Bernie Connor

Please turn in your scoresheets at the desk.

BLS2025b (c)2025 by CDE Software

Team Rosters

14 - Living on a Spar Lane 27

Name	Gms	Avg	HDCP	Book Avg	True Average	Points Won	Points Lost	-1-	-2-	-3-
Bernie Connor	36	145	76	155	141.69	18.0	30.0	103	157	149
Cindy Bouwmans	45	165	60	166	165.29	26.0	38.0			
Will Parker	57	182	46	181	182.04	39.5	36.5	190	163	195
Eric Hamann	57	187	42	192	187.00	35.0	41.0	159	178	162
Chelsea Connor	33	120	96	—	120.82	17.0	31.0			
Theo Stewart	27	171	55	178	171.74	14.0	22.0			

19 - Do It 4 Mandy Lane 28

Name	Gms	Avg	HDCP	Book Avg	True Average	Points Won	Points Lost	-1-	-2-	-3-
Kaysie Finch	57	179	48	169	179.61	39.5	36.5	188	257	142
James Johnson	57	216	19	211	216.81	51.0	25.0	194	212	241
Tilani O'Neil	50	210	24	209	210.10	45.0	23.0			
Bakare O'Neil	42	223	13	219	223.00	34.0	22.0	218	224	223
CJ Hurst	54	216	19	217	216.19	44.0	28.0	238	228	258
Tyler Tardona	18	242	0	—	242.78	15.5	8.5	244	238	179



Bally's Classic 2024-2025 - Lanes 29-30



DOVER

Mid County Lanes
 10-Pin Rule Factored in Top of Recap

Week 20 Date 02/06/25

11-The Commission		Avg=960		Week 20			Lane 29
Avg	Name	HDCP	1	2	3	H*3	Total
178	Kevin Woodruff	49	171	151	151	147	620
182	Mike Williams	46	194	200	194	138	726
183	Ivy Wallace	45	223	189	204	135	751
201	Nathan Jackson	31	245	279	170	93	787
216	Eugene Wallace	19	206	268	234	57	765
204	Chuck Wallace	28				84	
218	Eric Lindsey	17				51	

18-Good Luck Good G		Avg=1085		Week 20			Lane 30
Avg	Name	HDCP	1	2	3	H*3	Total
223	Brandon Pierson	13	163	222	240	39	634
205	Josh Matthews	28	167	230	246	84	727
211	Tim Foltz	23	257	228	169	69	723
220	Drew Bowerson	16	203	214	242	48	707
226	Mikey Gilman	11	269	279	228	33	809
226	Brian Elder	11				33	

Won 16	Total		1039	1087	953		
	Handicap	190	190	190	190		
Lost 12	HDCP Total		1229	1277	1143		3649

Won 12	Total		1059	1173	1095		
	Handicap	91	91	91	91		
Lost 16	HDCP Total		1150	1264	1186		3600

5 3 3 5

2 4 4 2

Approved:

Approved:

Please turn in your scoresheets at the desk.

BLS2025b (c)2025 by CDE Software

Team Rosters

11 - The Commission Lane 29

Name	Gms	Avg	HDCP	Book Avg	True Average	Points Won	Points Lost	-1-	-2-	-3-
Kevin Woodruff	54	178	49	183	178.56	34.0	42.0	213	169	193
Mike Williams	54	182	46	183	182.91	36.0	36.0	197	191	152
Ivy Wallace	57	183	45	183	183.58	41.5	34.5	173	189	150
Nathan Jackson	48	201	31	200	201.17	28.0	36.0	206	174	180
Eugene Wallace	57	216	19	215	216.79	40.5	35.5	205	192	253
Chuck Wallace	9	204	28	210	204.11	8.0	8.0			
Eric Lindsey	6	bk218	17	218	224.17	6.0	2.0			

18 - Good Luck Good G Lane 30

Name	Gms	Avg	HDCP	Book Avg	True Average	Points Won	Points Lost	-1-	-2-	-3-
Brandon Pierson	45	223	13	221	223.82	33.0	31.0	234	246	216
Josh Matthews	48	205	28	214	205.15	35.0	29.0	194	268	169
Tim Foltz	51	211	23	211	211.41	42.0	26.0	226	190	194
Drew Bowerson	51	220	16	217	220.67	43.0	25.0	186	237	269
Mikey Gilman	51	226	11	227	226.16	33.0	35.0	191	246	212
Brian Elder	24	226	11	236	212.83	15.0	17.0			

Bally's Classic 2024-2025 - Lanes 31-32



Mid County Lanes
 10-Pin Rule Factored in Top of Recap

Week 20 Date 02/06/25

DOVER

210

2-Tree Inc.		Avg=992	Week 20 Lane 31				
Avg	Name	HDCP	1	2	3	H*3	Total
190	Gene Messick	40	192	196	171	120	679
199	Steve Samluk Jr	32	181	189	195	96	661
203	Chris Birch Sr.	29	219	220	217	87	743
199	Steve Samluk Sr	32	204	199	203	96	702
201	Michael Dyer	31	208	235	201	93	737
201	Shawn Bey	31				93	

25-Thrown Together		Avg=983	Week 20 Lane 32				
Avg	Name	HDCP	1	2	3	H*3	Total
174	Sam Diefenbacher	52	201	171	208	156	736
213	Derek Dunn Sr.	21	181	205	173	63	659
205	TJ Ross	28	196	245	165	84	690
203	Thomas Hunt	29	235	205	173	87	700
188	Robin Burton	41	180	189	180	123	678
204	Stefun Hawkins	28				84	

Won	9 1/2	Total					
		Handicap	164				
Lost	8 1/2	HDCP Total	1168	1213	1151	3522	

Won	8 1/2	Total					
		Handicap	171				
Lost	19 1/2	HDCP Total	1164	1186	1113		

Approved: Rolinn
 4 5 5 5 5 1/2

Approved: [Signature]
 3 2 2 2 1 1/2

Please turn in your scoresheets at the desk.

BLS2025b (c)2025 by CDE Software

Team Rosters

2 - Tree Inc. Lane 31

Name	Gms	Avg	HDCP	Book Avg	True Average	Points Won	Points Lost	-1-	-2-	-3-
Gene G. Messick	57	190	40	194	190.82	36.0	40.0	193	162	178
Steve D. Samluk Jr	42	199	32	203	199.83	29.5	26.5	233	206	203
Chris Birch Sr.	54	203	29	199	203.11	51.0	21.0	197	237	169
Steve D. Samluk Sr	54	199	32	209	199.26	42.0	30.0	218	194	225
Michael Dyer	42	201	31	202	201.10	29.0	27.0	138	169	203
Shawn Bey	42	201	31	199	201.62	30.5	25.5	205	257	196

25 - Thrown Together Lane 32

Name	Gms	Avg	HDCP	Book Avg	True Average	Points Won	Points Lost	-1-	-2-	-3-
Sam Diefenbacher	18	174	52	184	171.56	5.0	27.0	174	172	180
Derek Dunn Sr.	51	213	21	223	208.98	32.0	36.0	224	193	197
TJ Ross	39	205	28	205	205.41	25.5	34.5			
Thomas Hunt	38	203	29	197	203.11	39.5	24.5	233	189	197
Robin Burton	51	188	41	198	176.14	27.5	40.5	181	170	214
Stefun Hawkins	6	bk204	28	204	229.17	8.0				