

Bally's Classic 2024-2025 - Lanes 1-2



DOVER

Mid County Lanes
 10-Pin Rule Factored in Top of Recap

Week 6 Date 10/10/24

16-Team 16		Avg=1022		Week 6 Lane 1			
Avg	Name	HDCP	1	2	3	H*3	Total
189	Morris Jackson	40	192	256	255	120	823
202	Vincent Myers	30	224	219	215	90	742
203	Walt Parker	29	171	202	256	87	715
201	Ranee Jackson	31	211	233	196	93	733
227	Ray Smarsh	10	268	217	235	30	750
Won <u>23</u>		Total	1066	1126	1157		3349
Lost <u>5</u>		Handicap	140	140	140		420
		HDCP Total	1206	1266	1297		3769

32-Team 32		Avg=900		Week 6 Lane 2			
Avg	Name	HDCP	1	2	3	H*3	Total
180	VACANT	35	198	198	198	144	609
180	VACANT	47	146	184	149	144	620
180	VACANT	41	234	190	195	144	742
180	VACANT	48	208	245	248	144	725
180	VACANT	48	216	258	226	144	748
Won <u>5</u>		Total	1002	1075	1016		3093
Lost <u>23</u>		Handicap	240	137	137		411
		HDCP Total	1039	1212	1153		3504

Approved: _____

Approved: _____

Please turn in your scoresheets at the desk.

BLS2025b (c)2024 by CDE Software

Team Rosters

16 - Team 16 Lane 1

Name	Gms	Avg	HDCP	Book Avg	True Average	Points Won	Points Lost	-1-	-2-	-3-
Morris Jackson	15	189	40	199	185.00	9.0	11.0	214	192	204
Vincent Myers	12	202	30	212	186.33	9.0	11.0	198	203	145
Walt Parker	15	203	29	212	203.53	11.5	8.5	191	148	208
Ranee Jackson	15	201	31	209	201.53	11.0	9.0	168	200	212
Ray Smarsh	15	227	10	236	227.73	10.0	10.0	198	230	205

32 - Team 32 Lane 2

Name	Gms	Avg	HDCP	Book Avg	True Average	Points Won	Points Lost	-1-	-2-	-3-
VACANT	0	180	48	---			20.0	v180	v180	v180
VACANT	0	180	48	---			20.0	v180	v180	v180
VACANT	0	180	48	---			20.0	v180	v180	v180
VACANT	0	180	48	---			20.0	v180	v180	v180
VACANT	0	180	48	---			20.0	v180	v180	v180

Handwritten calculations for Team 16:
 703 + 658 = 1361
 1361 / 12 = 113.4167
 428 + 87 = 515
 515 / 7 = 73.5714
 440 + 93 = 533
 533 / 7 = 76.1428

Handwritten number: 20

Bally's Classic 2024-2025 - Lanes 3-4



DOVER

Mid County Lanes
 10-Pin Rule Factored in Top of Recap *Living on a Spare*

Week 6 Date 10/10/24

14-Team 14		Avg=861		Week 6 Lane 3			
Avg	Name	HDCP	1	2	3	H*3	Total
145	Bernie Connor	76				228	
165	Cindy Bouwmans	60	189	119	151	180	689
182	Mickey Connor	46				138	
183	Will Parker	45	178	185	125	135	683
186	Eric Hamann	43	200	233	150	129	712
132	Chelsea Connor	86	104	132	87	258	581
	Theo Stewart	57	166	207	172	171	561

30-Counter Strikes		Avg=877		Week 6 Lane 4			
Avg	Name	HDCP	1	2	3	H*3	Total
146	Jared Henke	75	125	111	148	225	609
186	Robert Stellfox	43				129	
171	Nick Latina	55	168	196	156	165	685
174	Patty Farmer	52				156	
200	Maurice Simmons	32	244	181	222	96	743
183	Jamee Boone	45	190	179	194	135	698
	Marcus Vold	142	162	184	171		643

Won	11	Total	291	837	926	685	2448
		Handicap	270	291	291	291	873
Lost	17	HDCP Total		1128	127	976	3321

Won	17	Total	249	889	851	891	
		Handicap	257	249	249	249	
Lost	11	HDCP Total		1138	1160	1140	3378

Approved: *[Signature]*
 2 6 1 2

Approved: *C.J. Bouwmans*
 5 1 6 5

Please turn in your scoresheets at the desk.

BLS2025b (c)2024 by CDE Software

Team Rosters

14 - Team 14 Lane 3

Name	Gms	Avg	HDCP	Book Avg	True Average	Points Won	Points Lost	-1-	-2-	-3-
Bernie Connor	9	145	76	155	138.11	5.0	7.0	120	176	142
Cindy Bouwmans	15	165	60	166	165.53	9.0	11.0	162	137	156
Mickey Connor	0	bk182	46	182		3.0	1.0			
Will Parker	15	183	45	181	183.80	12.0	8.0	155	175	186
Eric Hamann	15	186	43	192	186.00	12.0	8.0	171	155	179
Chelsea Connor	9	132	86		132.33	8.0	4.0			

30 - Counter Strikes Lane 4

Name	Gms	Avg	HDCP	Book Avg	True Average	Points Won	Points Lost	-1-	-2-	-3-
Jared Henke	15	146	75	139	146.93	7.0	13.0	201	125	127
Robert Stellfox	13	186	43	196	183.62	11.0	9.0	207	a176	a176
Nick Latina	15	171	55	181	171.00	13.0	7.0	163	222	138
Patty Farmer	9	174	52	184	161.67	2.0	10.0			
Maurice Simmons	12	200	32	205	200.25	10.5	5.5	234	174	215
Jamee Boone	9	183	45	171	183.78	8.0	4.0	236	166	183

Bally's Classic 2024-2025 - Lanes 5-6



Mid County Lanes
****10-Pin Rule Factored in Top of Recap****


Week 6 Date 10/10/24

26-Team 26		Avg=844		Week 6 Lane 5				
Avg	Name	HDCP	1	2	3	H*3	Total	
173	Dwayne Parker ①	53	179	161	173	159	672	
146	Steven McDaniel ②	75	173	168	120	225	686	
158	Reggie Ennis ③	65	168	180	160	195	703	
176	Daquan Cale ④	51	166	166	166	153	BLOWN	
191	Mickey Ennis ⑤	39	211	196	201	117	725	

9-Take Frank's Mon		Avg=1035		Week 6 Lane 6				
Avg	Name	HDCP	1	2	3	H*3	Total	
178	Terri Sill ①	49	206	187	177	147	717	
201	Jessica Stewart	31				93		
199	Don Steward ③	32	226	257	221	96	800	
232	Frank Jones ⑤	6	199	210	235	18	662	
225	Aaron Mills ④	12	233	182	231	36	682	
197	Tyler Jones ②	34	238	244	201	102	785	

Won 4.5	Total						
Lost 23.5	Handicap	283	283	283	283		
	HDCP Total	1180	1154	1103		3437	

Won 23.5	Total						
Lost 4.5	Handicap	130	133	133	133		399
	HDCP Total	1235	1213	1198		3646	

Approved:  [1] [2] [3] [1]

Approved:  [6] [5] [6] [6]

Please turn in your scoresheets at the desk.

BLS2025b (c)2024 by CDE Software

Team Rosters

26 - Team 26 Lane 5

Name	Gms	Avg	HDCP	Book Avg	True Average	Points Won	Points Lost	-1-	-2-	-3-
Dwayne Parker	9	173	53	178	173.11	6.0	10.0			
Steven McDaniel	15	146	75	149	146.80	6.5	13.5	134	153	122
Reggie Ennis	15	158	65	159	158.93	9.0	11.0	176	149	129
Daquan Cale	12	176	51	177	176.25	9.0	11.0	137	144	185
Mickey Ennis	15	191	39	191	191.87	11.0	9.0	189	212	196

9 - Take Frank's Mon Lane 6

Name	Gms	Avg	HDCP	Book Avg	True Average	Points Won	Points Lost	-1-	-2-	-3-
Terri Sill	9	178	49	188	169.67	6.0	6.0			
Jessica Stewart	15	201	31	210	201.20	8.0	12.0	212	223	268
Don Steward	9	199	32	202	199.11	5.0	7.0	146	181	154
Frank Jones	12	232	6	219	232.17	15.0	1.0	220	257	228
Aaron Mills	15	225	12	211	225.93	13.0	7.0	256	205	255
Tyler Jones	12	197	34	205	197.50	9.0	7.0	192	257	191

Bally's Classic 2024-2025 - Lanes 7-8



Mid County Lanes
****10-Pin Rule Factored in Top of Recap****


Week 6 Date 10/10/24

20-Team 20		Avg=1019		Week 6 Lane 7			
Avg	Name	HDCP	1	2	3	H*3	Total
159	Sydney Delp	64	146	138	170	192	646
212	Ethan Driver	22	235	184	288	66	774
205	Austin O'Neal	28	212	195	190	84	689
225	Matthew Ward	12	255	223	203	36	717
218	Cade Williamson	17	191	181	203	51	626

3-Team 3		Avg=959		Week 6 Lane 8			
Avg	Name	HDCP	1	2	3	H*3	Total
169	Richie Casalvera	56	159	161	141	168	629
187	Kayla Tam	42	192	184	155	126	657
196	Tom Reis	35	200	204	170	105	699
197	Lynne Dellis	34	214	223	205	102	744
210	Bruce Morris	24	232	224	257	72	795

Won	10	Total		1039			
		Handicap	143	143	143		
Lost	18	HDCP Total		1182	1081	1205	3468

Won	18	Total		997			
		Handicap	191	191	191		
Lost	10	HDCP Total		1166	1207	1129	3502

Approved: 

Approved: 

Please turn in your scoresheets at the desk.

BLS2025b (c)2024 by CDE Software

Team Rosters

20 - Team 20 Lane 7

Name	Gms	Avg	HDCP	Book Avg	True Average	Points Won	Points Lost	-1-	-2-	-3-
Sydney Delp	15	159	64	167	159.00	9.0	11.0	179	113	136
Ethan Driver	15	212	22	222	205.00	11.0	9.0	215	243	259
Austin O'Neal	12	205	28	215	200.75	8.0	8.0	256	216	208
Matthew Ward	15	225	12	228	225.13	12.0	8.0	247	197	192
Cade Williamson	12	218	17	217	218.08	10.0	6.0	197	153	195

3 - Team 3 Lane 8

Name	Gms	Avg	HDCP	Book Avg	True Average	Points Won	Points Lost	-1-	-2-	-3-
Richie Casalvera	15	169	56	176	169.53	8.0	12.0	141	127	174
Kayla Tam	15	187	42	188	187.07	9.0	11.0	158	222	126
Tom Reis	15	196	35	193	196.20	11.0	9.0	224	186	227
Lynne Dellis	15	197	34	207	194.40	13.0	7.0	168	223	186
Bruce Morris	9	210	24	212	210.44	8.0	8.0			

Bally's Classic 2024-2025 - Lanes 9-10



Mid County Lanes
 10-Pin Rule Factored in Top of Recap

Week 6 Date 10/10/24

2-Tree Inc.		Avg=999		Week 6 Lane 9			
Avg	Name	HDCP	1	2	3	H*3	Total
196	Gene Messick	35	216	161	170	105	652
203	Steve Samluk Jr	29	220	236	193	87	736
200	Chris Birch Sr.	32	206	208	207	96	717
199	Steve Samluk Sr	32	228	160	233	96	719
201	Michael Dyer	31	178			93	
193	Shawn Bey	37	188	200	227	111	732

17-Stayin' Alive		Avg=1042		Week 6 Lane 10			
Avg	Name	HDCP	1	2	3	H*3	Total
213	Noah Wydeven	21	186	248	225	63	722
205	Larry Hall	28				84	
184	Loren Wozney B	44	174	174	174	132	654
208	Jacob Jensen	25	179	193	192	75	639
232	Matt Wozney B	6	222	222	222	18	684
241	Jordan Busch	0	235	193	258		686

Won	21	Total	
Lost	7	Handicap	159
		HDCP Total	122 136 197 3550

Won	7	Total	
Lost	21	Handicap	124
		HDCP Total	126 129 3385

Approved: [Signature]

Approved: [Signature]

Please turn in your scoresheets at the desk.

BLS2025b (c)2024 by CDE Software

Team Rosters

2 - Tree Inc. Lane 9

Name	Gms	Avg	HDCP	Book Avg	True Average	Points Won	Points Lost	-1-	-2-	-3-
Gene G. Messick	15	196	35	194	196.07	11.0	9.0	243	176	202
Steve D. Samluk Jr	6	bk203	29	203	179.00	2.0	6.0			
Chris Birch Sr.	15	200	32	199	200.87	14.0	6.0	212	200	211
Steve D. Samluk Sr	15	199	32	209	192.33	9.0	11.0	223	163	167
Michael Dyer	12	201	31	202	201.50	12.0	4.0	215	227	170
Shawn Bey	9	193	37	199	193.89	5.0	7.0	217	190	215

17 - Stayin' Alive Lane 10

Name	Gms	Avg	HDCP	Book Avg	True Average	Points Won	Points Lost	-1-	-2-	-3-
Noah Wydeven	12	213	21	220	213.17	11.0	5.0	185	258	187
Larry Hall	15	205	28	215	197.53	7.0	13.0	211	198	183
Loren Wozney	12	184	44	194	158.33	5.0	11.0	189	163	150
Jacob Jensen	15	208	25	218	202.60	10.0	10.0	232	200	206
Matt Wozney	15	232	6	238	232.53	12.0	8.0	233	253	242

Bally's Classic 2024-2025 - Lanes 11-12



DOVER

Mid County Lanes
****10-Pin Rule Factored in Top of Recap****

Week 6 Date 10/10/24

24-Team 24 Avg=961			Week 6 Lane 11				
Avg	Name	HDCP	1	2	3	H*3	Total
134	Jennifer Simms	84			115	252	2
192	Eric Simms	38	172	213	204	114	703
218	Troy Lehigh	17	204	270	258	51	742
199	Justice Simms	32	189	189	189	96	663
218	Christian Simms	17	247	234	145	51	727
182	Kaigen Wheeler	46	168	182	224	138	712
Total			980	1047	1070		347
Handicap		188	150	150	150		450
HDCP Total			113	124	123		359

8-Team 8 Avg=969			Week 6 Lane 12				
Avg	Name	HDCP	1	2	3	H*3	Total
166	Thomas Hoover	59	128	142	183	177	630
201	Kurt Hecker	31	237	211	183	93	724
188	Alexa Bracale	41				123	
208	Jared Pierce	25	175	257	176	75	683
206	Will Isaacs	27	186	175	257	81	699
	Dave Hecker	65	173	151	187	145	706
Total			844	936	986		2821
Handicap		183	207	207	207		621
HDCP Total			106	1143	1143		3442

Won 22.5
 Lost 5.5
 Add Kaitoraster

Won 5.5
 Lost 22.5

Approved: _____ Approved: _____

Please turn in your scoresheets at the desk.

BLS2025b (c)2024 by CDE Software

Team Rosters

24 - Team 24 Lane 11

Name	Gms	Avg	HDCP	Book Avg	True Average	Points Won	Points Lost	-1-	-2-	-3-
Jennifer Simms	15	134	84	144	134.27	10.0	10.0	127	150	116
Eric Simms	15	192	38	182	192.07	13.0	7.0	192	211	199
Troy Lehigh	15	218	17	218	218.53	10.0	10.0	247	194	239
Justice Simms	15	199	32	206	199.13	9.0	11.0	171	188	177
Christian Simms	15	218	17	228	207.87	6.0	14.0	220	212	268

8 - Team 8 Lane 12

Name	Gms	Avg	HDCP	Book Avg	True Average	Points Won	Points Lost	-1-	-2-	-3-
Thomas Hoover	15	166	59	148	166.00	16.0	4.0	161	166	189
Kurt Hecker	15	201	31	193	201.67	14.5	5.5	152	237	191
Alexa Bracale	15	188	41	198	184.33	12.0	8.0	235	213	143
Jared Pierce	15	208	25	218	205.53	8.0	12.0	246	217	238
Will Isaacs	15	206	27	216	194.27	11.0	9.0	191	186	190

Bally's Classic 2024-2025 - Lanes 13-14



Mid County Lanes
****10-Pin Rule Factored in Top of Recap****

Week 6 Date 10/10/24

28-Team 28		Avg=992		Week 6 Lane 13			
Avg	Name	HDCP	1	2	3	H*3	Total
221	Rich Bebber	(4)	15 (254)	225	236	45	(760)
177	Donny Bebber	(1)	50 (226)	182	232	150	(790)
201	Dave Giberson	(3)	31 (189)	207	169	93	658
204	Pat Connor	(5)	28 (238)	213	223	84	758
189	Shawn Harter	(2)	40 (199)	206	180	120	(699)

11-The Commission		Avg=945		Week 6 Lane 14			
Avg	Name	HDCP	1	2	3	H*3	Total
180	Kevin Woodruff	48	150	179	164	144	643
185	Mike Williams	44	175	181	(200)	132	688
173	Ivy Wallace	53	(168)	176	(181)	159	(684)
190	Nathan Jackson	40	228	(208)	192	120	748
217	Eugene Wallace	18	247	(248)	225	54	(774)

Won 21	Total		1100	1035	1040		3173
	Handicap	164	164	164	164		492
Lost 7	HDCP Total		(224)	(197)	(204)		(3665)

Won 7	Total		974	992	962		2928
	Handicap	203	203	203	203		609
Lost 21	HDCP Total		1171	1195	1165		3537

Approved:
 6 5 5 5

Approved:
 1 2 2 2

Please turn in your scoresheets at the desk.

BLS2025b (c)2024 by CDE Software

Team Rosters

28 - Team 28 Lane 13

Name	Gms	Avg	HDCP	Book Avg	True Average	Points Won	Points Lost	-1-	-2-	-3-
Rich Bebber	15	221	15	231	211.80	9.0	11.0	177	155	244
Donny Bebber	15	177	50	183	177.00	13.0	7.0	187	158	130
Dave Giberson	12	201	31	211	192.25	4.0	12.0	214	183	169
Pat Connor	15	204	28	207	204.93	7.0	13.0	165	146	198
Shawn Harter	15	189	40	199	178.33	14.0	6.0	195	179	181

11 - The Commission Lane 14

Name	Gms	Avg	HDCP	Book Avg	True Average	Points Won	Points Lost	-1-	-2-	-3-
Kevin Woodruff	12	180	48	183	180.92	7.0	13.0	199	176	213
Mike Williams	12	185	44	183	185.83	13.0	3.0			
Ivy Wallace	15	173	53	183	172.47	12.0	8.0	156	177	179
Nathan Jackson	12	190	40	200	190.50	6.0	10.0	169	203	172
Eugene Wallace	15	217	18	215	217.87	15.0	5.0	215	245	202

Bally's Classic 2024-2025 - Lanes 15-16





Mid County Lanes
****10-Pin Rule Factored in Top of Recap****

Week 6 Date 10/10/24

6-Carrying Otha		Avg=969	Week 6 Lane 15				
Avg	Name	HDCP	1	2	3	H*3	Total
182	Gerald Dillon	46	191	235	132	138	696
194	Carter Dillon	36	207	179	187	108	681
195	Steve Mckenzie	36				108	
188	Otha Demby	41	151	176	164	123	614
210	Steve Rucker	24	152	192	185	72	601
188	KEVIN ROBERTS	41	181	144	138	123	586
Won 8		Total	882	926	806		
Lost 20		Handicap 183	188	188	188		
		HDCP Total	1070	1114	994		3178

21-Team 21		Avg=811	Week 6 Lane 16				
Avg	Name	HDCP	1	2	3	H*3	Total
125	Kara Olsen	92	107	124	158	276	665
197	Ryan Emenheiser	34	169	201	222	102	694
150	Bryan Delledonne	72	152	126	117	216	611
153	Sami Spence	69	169	143	147	207	666
186	Dejuan Belfield	43	204	180	149	129	662
Won 20		Total	801	774	793		
Lost 8		Handicap 310	310	310	310		
		HDCP Total	1111	1084	1103		3298

Approved: 

Approved: 

Please turn in your scoresheets at the desk.

BLS2025b (c)2024 by CDE Software

Team Rosters

6 - Carrying Otha Lane 15

Name	Gms	Avg	HDCP	Book Avg	True Average	Points Won	Points Lost	-1-	-2-	-3-
Gerald Dillon	15	182	46	187	182.67	13.0	7.0	193	164	181
Carter Dillon	15	194	36	190	194.00	10.0	10.0	167	199	172
Steve Mckenzie	9	195	36	205	173.89	3.0	9.0	179	157	149
Otha Demby	12	188	41	198	176.08	5.0	11.0	184	171	172
Steve Rucker	15	210	24	205	210.33	12.0	8.0	212	300	244

21 - Team 21 Lane 16

Name	Gms	Avg	HDCP	Book Avg	True Average	Points Won	Points Lost	-1-	-2-	-3-
Kara Olsen	15	125	92	—	125.73	11.0	9.0	124	109	106
Ryan Emenheiser	15	197	34	192	197.47	7.0	13.0	200	213	222
Bryan Delledonne	12	150	72	—	150.58	12.0	4.0	252	145	156
Sami Spence	15	153	69	—	153.07	6.0	14.0	129	158	131
Dejuan Belfield	15	186	43	—	186.33	7.0	13.0	211	172	180

Bally's Classic 2024-2025 - Lanes 17-18



Mid County Lanes
****10-Pin Rule Factored in Top of Recap****

Week 6 Date 10/10/24

7-Team 7		Avg=1009		Week 6 Lane 17			
Avg	Name	HDCP	1	2	3	H*3	Total
201	Brian Wilson	31				93	5
183	Tyrone Dallas	45	149	146	168	135	598
211	Tyler Wilson	23	238	227	215	69	743
198	T J Foltz	33	297	200	200	99	798
216	Gary McConlogue	19	201	223	203	57	684
214	Tim Bacon	20	183	176	208	60	627

31-Team 31		Avg=973		Week 6 Lane 18			
Avg	Name	HDCP	1	2	3	H*3	Total
210	Jeff Nelson	24	229	243	202	72	746
180	Curtis Kibler	48	176	191	134	144	645
197	Jimmy Malin	34	177	166	178	102	623
184	Bryce Timmons	44	191	193	200	132	716
202	Brian Timmons	30	190	200	110	90	590

Won	16	Total	1202	1112	1136	3450
Lost	12	Handicap	151			
		HDCP Total				

Won	12	Total	1143	1173	1004	3320
Lost	16	Handicap	180			
		HDCP Total				

Approved: [4] [2] [6] [4]

Approved: [3] [5] [1] [3]

Please turn in your scoresheets at the desk.

BLS2025b (c)2024 by CDE Software

Team Rosters

7 - Team 7 Lane 17

Name	Gms	Avg	HDCP	Book Avg	True Average	Points Won	Points Lost	-1-	-2-	-3-
Brian Wilson	12	201	31	211	189.75	8.0	12.0	253	217	173
Tyrone Dallas	15	183	45	193	153.27	2.0	18.0	154	177	142
Tyler Wilson	12	211	23	213	211.67	10.0	6.0	230	223	234
T J Foltz	15	198	33	201	198.00	12.0	8.0	200	215	234
Gary McConlogue	15	216	19	226	216.80	8.0	12.0	216	206	225

31 - Team 31 Lane 18

Name	Gms	Avg	HDCP	Book Avg	True Average	Points Won	Points Lost	-1-	-2-	-3-
Jeff Nelson	15	210	24	220	206.80	8.0	12.0	194	171	214
Curtis Kibler	15	180	48	190	177.27	6.0	14.0	186	188	126
Jimmy Malin	15	197	34	207	184.60	3.0	17.0	235	164	163
Bryce Timmons	12	184	44	181	184.33	12.0	8.0	a174	a174	a174
Brian Timmons	7	bk202	30	202	166.86	9.0	11.0	148	132	a192

Bally's Classic 2024-2025 - Lanes 19-20



Mid County Lanes
****10-Pin Rule Factored in Top of Recap****

Week 6 Date 10/10/24

29-One Rack Short		Avg=890		Week 6 Lane 19			
Avg	Name	HDCP	1	2	3	H*3	Total
152	Rebekah Taylor	70	105	148	168	210	511 ⁷²¹
175	Alicia Rose	52	191	122	149	156	462 ⁶¹⁸
171	Stefanie Rose	55	156	156	156	165	468 ⁶³³
205	Danielle Subda	28	214	225	222	84	601 ⁷⁴⁵
187	Bob Taylor	42	268	206	224	126	698 ⁸¹⁴

5-Jim Wants Jello		Avg=963		Week 6 Lane 20			
Avg	Name	HDCP	1	2	3	H*3	Total
186	Mike Simpson ①	43	187	233	201	129	621 ⁷⁵⁰
178	Jamie Spicer ②	49	135	193	146	147	474 ⁶²¹
197	Jim Mosuly ③	34	202	180	194	102	576 ⁶⁷⁸
181	Joe Simpson	47				141	
221	Jake Warwick ⑤	15	205	205	156	45	511 ⁶¹¹
203	Jay Drummond ④	29	232	196	203	87	603 ⁷¹⁸

Won <u>16</u>	Total		1624	857	919		2800
	Handicap	247	247	247	247		741
Lost <u>12</u>	HDCP Total		1271	1164	1166		3541

Won <u>12</u>	Total		961	1067	960		2868
	Handicap	188	170	170	170		510
Lost <u>16</u>	HDCP Total		1131	1177	1070		3378

Approved: [5] [2] [5] [4]

Approved: [2] [5] [2] [3]

Please turn in your scoresheets at the desk.

BLS2025b (c)2024 by CDE Software

Team Rosters

29 - One Rack Short Lane 19

Name	Gms	Avg	HDCP	Book Avg	True Average	Points Won	Points Lost	-1-	-2-	-3-
Bekkah Taylor	15	152	70	159	152.67	10.0	10.0	139	158	182
Alicia Rose	12	175	52	180	175.75	11.0	9.0	160	188	162
Stefanie Rose	15	171	55	181	167.07	14.0	6.0	168	169	165
Danielle Subda	9	205	28	215	189.67	8.0	12.0	177	211	175
Bob Taylor	15	187	42	197	170.87	9.0	11.0	162	155	162

5 - Jim Wants Jello Lane 20

Name	Gms	Avg	HDCP	Book Avg	True Average	Points Won	Points Lost	-1-	-2-	-3-
Mike Simpson	9	186	43	196	185.67	7.5	8.5	247	144	195
Jamie Spicer	15	178	49	173	178.80	14.0	6.0	138	206	159
Jim Mosuly	15	197	34	197	197.73	11.0	9.0	203	166	209
Joe Simpson	9	181	47	190	181.00	9.0	11.0	214	190	206
Jake Warwick	15	221	15	219	221.53	14.5	5.5	221	223	236

Bally's Classic 2024-2025 - Lanes 21-22



Mid County Lanes
*10-Pin Rule Factored in Top of Recap**

Week 6 Date 10/10/24

25-T.H.O.W.N. g=989 Together

Avg	Name	HDCP	1	2	3	H*3	Total
190	James Gorham	40	199	190	163	120	678
188	Robin Burton	41	189	168	133	123	610
213	Derek Dunn Sr.	21	190	133	183	63	669
201	TJ Ross	31	265	257	205	93	815
197	Thomas Hunt	34	170	148	185	102	725
Won 17		Total	103	1094	889		
Lost 11		Handicap	167	161	167	167	
		HDCP Total	1181	1262	1057		3497

5 6 2 4

13-M.I.L.F. Avg=990

Avg	Name	HDCP	1	2	3	H*3	Total
188	Joe Dagg	41	183	192	222	123	727
195	John Miller	36	193	222	178	108	696
188	Rich Lucas	41	201	182	214	123	710
203	James Bailey Sr	29	203	192	194	87	680
216	Andy Snellings	19	201	210	181	57	670
Won 11		Total	990	997	992		
Lost 17		Handicap	166	166	166		
		HDCP Total	1156	1163	1158		3477

2 1 5 8

Approved: *[Signature]*

Approved: *[Signature]*

Please turn in your scoresheets at the desk.

BLS2025b (c)2024 by CDE Software

Team Rosters

25 - Team 25 Lane 21

Name	Gms	Avg	HDCP	Book Avg	True Average	Points Won	Points Lost	-1-	-2-	-3-
James Gorham	12	190	40	200	186.25	6.0	10.0	224	177	171
Robin Burton	15	188	41	198	175.40	5.0	15.0	162	168	135
Derek Dunn Sr.	12	213	21	223	195.33	7.0	9.0	202	165	194
TJ Ross	9	201	31	205	201.11	4.0	12.0	a191	a191	a191
Thomas Hunt	5	bk197	34	197	192.60	6.5	9.5	a187	a187	a187

13 - M.I.L.F. Lane 22

Name	Gms	Avg	HDCP	Book Avg	True Average	Points Won	Points Lost	-1-	-2-	-3-
Joe Dagg	15	188	41	198	186.80	11.5	8.5	168	214	194
John Miller	9	195	36	205	185.56	5.0	7.0	147	184	192
Rich Lucas	12	188	41	193	188.25	9.0	7.0	220	195	233
James Bailey Sr	12	203	29	210	203.92	10.0	6.0			
Andy Snellings	15	216	19	212	216.33	13.0	7.0	229	211	235



Bally's Classic 2024-2025 - Lanes 23-24



Mid County Lanes
 10-Pin Rule Factored in Top of Recap

Week 6 Date 10/10/24

15-Storm Products, Inc.		Avg=1075	Week 6			Lane 23	
Avg	Name	HDCP	1	2	3	H*3	Total
214	Dave North	20	244	237	245	60	186
209	Trey Phillips	24	205	205	202	72	684
211	Ryan McCusker	23	187	189	200	69	645
209	Mark Butler	24	212	210	248	72	742
232	Mike Zanghi	6	197	234	245	18	693
Total			1045	1075	1140		3260
Handicap		97	97	97	97		291
HDCP Total			1142	1172	1237		3551

19-Do It 4 Mandy		Avg=1019	Week 6			Lane 24	
Avg	Name	HDCP	1	2	3	H*3	Total
174	Kaysie Finch	52	210	227	138	156	731
204	James Johnson	28	237	211	246	84	778
199	Tilani O'Neil	32	246	289	218	96	849
231	Bakare O'Neil	7	223	223	190	21	657
211	CJ Hurst	23	202	221	143	69	635
Total			1118	1171	935		3224
Handicap		142	142	142	142		426
HDCP Total			1260	1313	1077		3650

Won ~~12~~ 11
 Lost 17
 [2] [1] [5] [3]

Won 17
 Lost 11
 [5] [6] [2] [4]

Approved: *[Signature]*

Approved: _____

Please turn in your scoresheets at the desk.

BLS2025b (c)2024 by CDE Software

Team Rosters

15 - Storm Products, Inc. Lane 23

Name	Gms	Avg	HDCP	Book Avg	True Average	Points Won	Points Lost	-1-	-2-	-3-
Dave North	15	214	20	212	214.33	14.0	6.0	256	224	220
Trey Phillips	12	209	24	195	209.42	11.0	5.0			
Ryan McCusker	15	211	23	193	211.13	14.5	5.5	190	205	205
Mark Butler	15	209	24	214	209.40	13.0	7.0	182	257	247
Mike Zanghi	15	232	6	242	218.40	10.5	9.5	204	209	183

19 - Do It 4 Mandy Lane 24

Name	Gms	Avg	HDCP	Book Avg	True Average	Points Won	Points Lost	-1-	-2-	-3-
Kaysie Finch	15	174	52	169	174.20	10.0	10.0	256	212	140
James Johnson	15	204	28	211	204.80	14.0	6.0	275	150	201
Tilani O'Neil	14	199	32	209	198.00	13.0	7.0	164	162	222
Bakare O'Neil	9	231	7	219	231.11	10.0	2.0	212	279	244
CJ Hurst	15	211	23	217	211.80	12.0	8.0	218	243	241

Bally's Classic 2024-2025 - Lanes 25-26



Mid County Lanes
****10-Pin Rule Factored in Top of Recap****

Week 6 Date 10/10/24

12-Team 12		Avg=938		Week 6 Lane 25				
Avg	Name	HDCP	1	2	3	H*3	Total	
187	Ramon Rodriguez	42	203	163	158	126	650	
163	Mickey Ortiz	61	162	209	162	183	716	
194	Jonathan Burek	36	199	190	203	108	700	
203	Efrain Borges	29	226	205	189	87	707	
191	Doug Williamson	39	165	146	164	117	592	

18-Good Luck Good Game		Avg=1116		Week 6 Lane 26				
Avg	Name	HDCP	1	2	3	H*3	Total	
236	Brandon Pierson	3	213	212	196	9	630	
209	Josh Matthews	24	192	200	226	72	690	
211	Tim Foltz	23	138	197	167	69	571	
223	Drew Bowerson	13	259	256	258	39	812	
237	Mikey Gilman	2	213	279	206	6	704	
236	Brian Elder	3				9		

Won 15	Total	955	913	876	
Lost 13	Handicap	207	207	207	
	HDCP Total	1162	1120	1083	3365

Won 13	Total	1015	1144	1053	
Lost 15	Handicap	65	65	65	
	HDCP Total	1080	1209	1118	3407

Approved: _____

Approved: _____

Please turn in your scoresheets at the desk.

BLS2025b (c)2024 by CDE Software

TEAM NAME

OK WE'RE RELOADING

12 - Team 12 Lane 25

Name	Gms	Avg	HDCP	Book Avg	True Average	Points Won	Points Lost	-1-	-2-	-3-
Ramon Rodriguez	15	187	42	191	187.67	10.5	9.5	223	201	169
Mickey Ortiz	15	163	61	169	163.47	11.5	8.5	160	202	175
Jonathan Burek	15	194	36	204	180.20	6.0	14.0	221	146	152
Efrain Borges	12	203	29	202	203.92	8.0	8.0	216	235	179
Doug Williamson	15	191	39	201	179.00	12.0	8.0	162	180	188

18 - Good Luck Good Game Lane 26

Name	Gms	Avg	HDCP	Book Avg	True Average	Points Won	Points Lost	-1-	-2-	-3-
Brandon Pierson	15	236	3	221	236.60	13.0	7.0	225	238	231
Josh Matthews	15	209	24	214	209.47	11.0	9.0	200	255	222
Tim Foltz	12	211	23	211	211.17	10.0	6.0			
Drew Bowerson	15	223	13	217	223.00	15.0	5.0	219	257	194
Mikey Gilman	12	237	2	227	237.83	8.0	8.0	224	246	231
Brian Elder	6	bk236	3	236	205.67	1.0	7.0	246	225	188

Bally's Classic 2024-2025 - Lanes 27-28



DOVER

Mid County Lanes
****10-Pin Rule Factored in Top of Recap****

Week 6 Date 10/10/24

1-Savages		Avg=735	Week 6 Lane 27				
Avg	Name	HDCP	1	2	3	H*3	Total
122	Josh Hammett	94	117	107	109	282	615
175	DJ Butler	52	138	130	139	156	619
170	Dilyn Butler	56	171	191	174	168	704
152	Steve Taylor	70	167	144	194	210	662
116	Dave Savage	99	95	125	113	297	630

23-Underdogs		Avg=879	Week 6 Lane 28				
Avg	Name	HDCP	1	2	3	H*3	Total
181	Charles Tilghman	47	173	195	192	141	701
152	Celeste Perry	70	148	137	164	210	659
154	Larry Kennedy	68	154	160	147	204	665
195	Jawara Jones	36	254	229	175	108	766
197	Keith Perry	34	220	200	209	102	732

Won 6	Total		685	753	679		
Lost 22	Handicap	371	371	371	371		
	HDCP Total		1056	1124	1050		3230

Won 22	Total		949	922	887		
Lost 6	Handicap	255	255	255	255		
	HDCP Total		1204	1170	1142		3523

Approved:

Approved:

Please turn in your scoresheets at the desk.

BLS2025b (c)2024 by CDE Software

-148

Team Rosters

1 - Savages Lane 27

Name	Gms	Avg	HDCP	Book Avg	True Average	Points Won	Points Lost	-1-	-2-	-3-
Josh Hammett	15	122	94	119	122.53	7.0	13.0	151	115	125
DJ Butler	9	175	52	---	175.44	8.0	8.0	a165	a165	a165
Dilyn Butler	12	170	56	---	170.33	14.0	6.0	a160	a160	a160
Steve Taylor	15	152	70	157	152.73	7.0	13.0	129	169	131
Dave Savage	15	116	99	119	116.47	3.0	17.0	117	152	137

23 - Underdogs Lane 28

Name	Gms	Avg	HDCP	Book Avg	True Average	Points Won	Points Lost	-1-	-2-	-3-
Charles Tilghman	12	181	47	191	173.08	8.5	11.5	a171	a171	a171
Celeste Perry	15	152	70	155	152.00	8.0	12.0	165	132	161
Larry Kennedy	12	154	68	164	148.50	6.0	14.0	148	180	149
Jawara Jones	9	195	36	198	195.22	3.0	17.0	200	200	222
Keith Perry	15	197	34	197	197.00	13.0	7.0	245	235	183

Bally's Classic 2024-2025 - Lanes 29-30



Mid County Lanes
****10-Pin Rule Factored in Top of Recap****

Week 6 Date 10/10/24

10-Why You Mad?		Avg=1050		Week 6 Lane 29			
Avg	Name	HDCP	1	2	3	H*3	Total
205	Robert Cook	1	28	212	235	214	84 (745)
199	Rick LaBrake	2	32	173	137	196	96 (602)
215	Chang Kim	3	20	193	217	170	60 (640)
214	Shucky Timmons	4	20	220	204	227	60 (711)
217	Rob LaBrake	5	18	205	236	189	54 (684)
220	Chris Coble		16				48

27-Just Bowl		Avg=992		Week 6 Lane 30			
Avg	Name	HDCP	1	2	3	H*3	Total
191	Aaron Wallace	1	39	189	164	255	117 (725)
187	Rich Owens	2	42	205	230	226	126 (782)
207	Leon Stark	4	26	195	178	158	78 (609)
200	Mike Cline		32				96
207	Mike Beck	5	26	180	246	203	78 (707)
	Keithlyn	3	33	160	156	160	99 (572)

Won 15	Total		1003	1029	996		3028
	Handicap	118	118	118	118	354	
Lost 13	HDCP Total		1121	1142	1114		3377

Won 13	Total		929	974	1002		2905
	Handicap	165	166	166	166	498	
Lost 15	HDCP Total		1095	1095	1140	1168	3498

Approved: Lu E R

Approved: _____

Please turn in your scoresheets at the desk.

BLS2025b (c)2024 by CDE Software

Team Rosters

10 - Why You Mad? Lane 29

Name	Gms	Avg	HDCP	Book Avg	True Average	Points Won	Points Lost	-1-	-2-	-3-
Robert Cook	12	205	28	215	197.92	11.0	5.0	225	225	195
Rick LaBrake	15	199	32	209	186.47	11.0	9.0	202	172	232
Chang Kim	15	215	20	215	215.93	11.0	9.0	277	190	235
Shucky Timmons	12	214	20	217	214.75	8.0	8.0			
Rob LaBrake	12	217	18	227	213.33	5.5	10.5	245	204	213
Chris Coble	3	bk220	16	220	191.00		4.0			

27 - Just Bowl Lane 30

Name	Gms	Avg	HDCP	Book Avg	True Average	Points Won	Points Lost	-1-	-2-	-3-
Aaron Wallace	15	191	39	186	191.60	10.5	9.5	214	185	163
Rich Owens	6	bk187	42	187	167.00	4.5	7.5	a177	a177	a177
Leon Stark	15	207	26	217	206.13	14.0	6.0	224	216	246
Mike Cline	15	200	32	210	198.33	7.5	12.5	184	185	145
Mike Beck	15	207	26	217	197.40	6.5	13.5	249	212	189

48
 20+33

Bally's Classic 2024-2025 - Lanes 31-32



Mid County Lanes
****10-Pin Rule Factored in Top of Recap****

Week 6 Date 10/10/24

22-Team 22		Avg=989		Week 6 Lane 31				
Avg	Name	HDCP	1	2	3	H*3	Total	
186	Shane Foskey	43					129	
181	Rob Teat	47					141	
202	Jim Bilda	30	155	215	211	90	671	
211	John Vickers	23	214	236	213	69	732	
209	Ben Thompson	24	247	289	259	72	802	
	GEORGE SMITH	34	184	195	209	102	690	
	FORREST WATSON	25	226	220	229	75	750	
Won <u>23</u>	Total		1026	1090	1121		3237	
Lost <u>5</u>	Handicap	167	136	136	136	408		
	HDCP Total		1162	1226	1257		3645	

4-Door Mats		Avg=1026		Week 6 Lane 32				
Avg	Name	HDCP	1	2	3	H*3	Total	
208	Mike Anderson	25	198	198	198	75	669	
181	Jerry Lowe	47	146	184	149	141	620	
188	Mike Brink	41	234	190	195	123	742	
229	James Spence	8	208	245	248	24	725	
220	Mark Cliniff	16	216	258	226	48	748	
							1075	
Won <u>5</u>	Total		1002	775	1016		3093	
Lost <u>23</u>	Handicap	137	137	137	137	411	601	
	HDCP Total		1039	1212	1153		3504	

Approved: Jeung Lane

Approved: Ben Thompson

Please turn in your scoresheets at the desk.

BLS2025b (c)2024 by CDE Software

Team Rosters

22 - Team 22 Lane 31

Name	Gms	Avg	HDCP	Book Avg	True Average	Points Won	Points Lost	-1-	-2-	-3-
Shane Foskey	6	bk186	43	186	178.67	3.5	4.5			
Rob Teat	12	181	47	187	181.17	7.0	9.0	171	197	182
Jim Bilda	15	202	30	212	192.27	4.0	16.0	245	204	147
John Vickers	15	211	23	221	211.73	11.0	9.0	182	256	258
Ben Thompson	12	209	24	219	197.75	3.0	13.0			

4 - Door Mats Lane 32

Name	Gms	Avg	HDCP	Book Avg	True Average	Points Won	Points Lost	-1-	-2-	-3-
Mike Anderson	15	208	25	214	208.93	11.0	9.0	258	219	167
Jerry Lowe	15	181	47	183	181.27	9.0	11.0	165	235	178
Mike Brink	15	188	41	198	183.47	7.0	13.0	177	203	223
James Spence	15	229	8	219	229.67	14.5	5.5	256	234	268
Mark Cliniff	15	220	16	230	210.73	11.0	9.0	203	255	243