

Mid County Lanes  
 \*\*10-Pin Rule Factored in Top of Recap\*\*

Week 32 Date 05/09/24

11-Team 11		Avg=762		Week 32 Lane 1			
Avg	Name	HDCP	1	2	3	H*3	Total
144	Jennifer Simms	73	153	175	104	219	651
181	Eric Simms	41	132	154	212	123	656
206	Justice Simms	20	160	186	169	60	595
231	Christion Simms	0	192	212	156	0	560
Total			657	732	671		2060
Handicap		134	134	134	134		402
HDCP Total			788	866	805		2459

29-Unholy Alliance		Avg=869		Week 32 Lane 2			
Avg	Name	HDCP	1	2	3	H*3	Total
215	Marilyn Alaniz	12					36
220	Noah Wydeven	8	237	207	167	24	635
220	Adam Bruns	8					24
214	Mark Butler	13	295	268	205	39	757
233	Danny Mitchell	0					0
193	Kaiya Wheeler	31					93
	Rob Bryan	6	245	171	192	18	626
	Bakare O'Neill	12	107	182		36	650
Total			924	828	899		2651
Handicap		141	39	39	39		117
HDCP Total			463	867	938		2268

Approved: YM. Bruns

Approved: [Signature]

Please turn in your scoresheets at the desk.

BLS2023b (c)2024 by CDE Software

Bakare June 3! 235

### Team Rosters

#### 11 - Team 11 Lane 1

Name	Gms	Avg	HDCP	Book Avg	True Average	Points Won	Points Lost	-1-	-2-	-3-
Jennifer Simms	90	144	73	—	144.18	52.0	68.0	122	142	125
Eric Simms	90	181	41	—	181.88	53.5	66.5	220	200	198
Justice Simms	72	206	20	—	206.43	51.0	45.0	236	198	194
Christion Simms	87	231	0	225	231.38	57.5	58.5	246	257	221

#### 29 - Unholy Alliance Lane 2

Name	Gms	Avg	HDCP	Book Avg	True Average	Points Won	Points Lost	-1-	-2-	-3-
Marilyn Alaniz	62	215	12	224	215.18	42.0	41.0	183	224	216
Noah Wydeven	69	220	8	220	220.71	49.0	43.0	190	269	214
Adam Bruns	63	220	8	218	220.00	39.0	45.0			
Mark Butler	78	214	13	202	214.37	57.5	46.5	233	257	160
Danny Mitchell	33	233	0	227	233.91	28.0	16.0	210	236	217
Kaiya Wheeler	9	193	31	159	193.22	6.0	6.0			

Mid County Lanes  
**\*\*10-Pin Rule Factored in Top of Recap\*\***

Week 32 Date 05/09/24

22-Strictly Bizness		Avg=800		Week 32			Lane 3
Avg	Name	HDCP	1	2	3	H*3	Total
197	Tim Cambridge	28	192	235	153	84	664
205	Aaron Money	21	181	177	179	63	600
184	Kenny Guy	39	215	216	193	117	741
214	Andrew Timmons	13	245	248	189	39	721
190	Jay Ayers	34					102
<b>Won 16</b>		<b>Total</b>	833	878	878	714	2423
<b>Lost 8</b>		<b>Handicap 101</b>	921				
		<b>HDCP Total</b>	888	977	815		2426

31-Sure 2 Win		Avg=758		Week 32			Lane 4
Avg	Name	HDCP	1	2	3	H*3	Total
192	Charles Tilghman	32	173	176	221	96	666
155	Celeste Perry	63					189
198	Keith Perry	27	169	141	154	81	545
213	Walt Parker	14	268	217	202	42	729
198	Jawara Jones	27	178	192	255	81	706
179	Stephanie Jones	43					129
202	Gwen Washington	23					69
<b>Won 8</b>		<b>Total</b>	788	726	832		2346
<b>Lost 16</b>		<b>Handicap 136</b>					
		<b>HDCP Total</b>	888	826	932		2646

Approved: \_\_\_\_\_

Approved: \_\_\_\_\_

**Please turn in your scoresheets at the desk.**

BLS2023b (c)2024 by CDE Software

### Team Rosters

#### 22 - Strictly Bizness Lane 3

Name	Gms	Avg	HDCP	Book Avg	True Average	Points Won	Points Lost	-1-	-2-	-3-
Tim Cambridge	90	197	28	206	197.34	59.0	61.0	165	230	209
Aaron Money	87	205	21	201	205.62	55.0	61.0	<b>257</b>	<b>239</b>	<b>203</b>
Kenny Guy	69	184	39	186	184.17	42.0	50.0			
Andrew Timmons	66	214	13	212	214.68	36.0	52.0	a204	a204	a204
Jay Ayers	27	190	34	196	190.37	15.0	21.0	<b>231</b>	<b>255</b>	<b>212</b>

#### 31 - Sure 2 Win Lane 4

Name	Gms	Avg	HDCP	Book Avg	True Average	Points Won	Points Lost	-1-	-2-	-3-
Charles Tilghman	90	192	32	188	192.67	58.5	61.5	<b>189</b>	203	184
Celeste Perry	6	bk155	63	155	141.67		8.0			
Keith Perry	90	198	27	193	198.96	49.5	70.5	183	211	<b>279</b>
Walt Parker	68	213	14	207	213.19	57.0	34.0			
Jawara Jones	66	198	27	183	198.24	50.0	38.0	<b>202</b>	181	<b>232</b>
Stephanie Jones	18	179	43		179.50	7.0	17.0			
Gwen Washington	12	202	23	189	202.00	8.0	8.0	172	<b>204</b>	208

Mid County Lanes  
**\*\*10-Pin Rule Factored in Top of Recap\*\***

Week 32 Date 05/09/24

3-Take Frank's Mon		Avg=854	Week 32 Lane 5			
Avg	Name	HDCP	1	2	3	H*3 Total
211	Pete Lefevre	16				48
218	Frank Jones ①	10	238	199	235	30 702
207	Kevin Burchett ③	19	200	202	207	57 606
218	Derrick Stanley ②	10	241	188	184	30 643
188	Terri Sill	35				105
210	Jessica Stewart ④	17	190	201	223	51 615

Won 8.5	Total		809	790	849	2508
Lost 15.5	Handicap	-55	56	56	56	168
	HDCP Total		925	846	905	2676

4.5

19-Why You Mad??		Avg=904	Week 32 Lane 6			
Avg	Name	HDCP	1	2	3	H*3 Total
214	Robert Cook ①	13	235	227	256	39 757
214	Chang Kim ②	13	216	212	300	39 767
228	Rob LaBrake ③	1	204	247	214	3 668
248	Stevie Weber ④	0	225	195	214	0 634
212	Chuck Dixon	15				45

Won 15.5	Total		880	881	984	2745
Lost 9.5	Handicap	27	27	27	27	81
	HDCP Total		907	908	1011	2826

1.5

Approved: \_\_\_\_\_

Approved: \_\_\_\_\_

**Please turn in your scoresheets at the desk.**

### Team Rosters

#### 3 - Take Frank's Mon Lane 5

Name	Gms	Avg	HDCP	Book Avg	True Average	Points Won	Points Lost	-1-	-2-	-3-
Pete Lefevre	27	211	16	—	211.74	21.5	14.5			
Frank Jones	87	218	10	221	218.71	59.5	56.5	215	224	254
Kevin Burchett	45	207	19	—	207.33	38.0	22.0	243	193	178
Derrick Stanley	81	218	10	—	218.68	67.5	40.5	264	213	203
Terri Sill	44	188	35	186	188.16	27.0	32.0	186	203	202
Jessica Stewart	66	210	17	211	210.20	39.0	49.0			

#### 19 - Why You Mad?? Lane 6

Name	Gms	Avg	HDCP	Book Avg	True Average	Points Won	Points Lost	-1-	-2-	-3-
Robert Cook	87	214	13	218	214.06	71.0	45.0	257	225	189
Chang Kim	93	214	13	221	214.19	57.0	67.0	246	181	210
Rob LaBrake	92	228	1	232	228.15	76.5	46.5	266	266	288
Stevie Weber	75	248	0	237	248.17	78.0	22.0	a238	a238	a238
Chuck Dixon	21	212	15	214	212.71	16.0	12.0			

# Bally's Classic - Lanes 7-8



Mid County Lanes  
**\*\*10-Pin Rule Factored in Top of Recap\*\***

Week 32 Date 05/09/24

6-Thumb & Dumber		Avg=865	Week 32 Lane 7				
Avg	Name	HDCP	1	2	3	H*3	Total
215	Larry Hall	12				36	
194	Loren Wozney	30				90	
217	Jacob Jensen	11	216	243	213	33	672
239	Matt Wozney	0	246	189	209	0	644
216	Troy Lehigh	11	194	259	233	33	688
	Brandon Fridley	17	266	279	192	51	737

14-A\$\$HOLES		Avg=841	Week 32 Lane 8				
Avg	Name	HDCP	1	2	3	H*3	Total
178	Kateri Elder	44				132	
212	Tim Foltz	15	207	195	215	45	617
214	Drew Bowerson	13	278	232	236	39	746
237	Brian Elder	0	248	230	216	0	694
229	Jim Briggs	0				0	
	Olivia Laird	10	277	223	196	30	696

Won 9	Total		922	970	849		2741
	Handicap	53	39	39	39		117
Lost 15	HDCP Total		961	1009	888		2858

Won 15	Total		1010	880			2753
	Handicap	72	38	38	38		114
Lost 9	HDCP Total		1048	948	901		2867

Approved: 0 4 5 2 2

Approved: 6 1 4 4

Please turn in your scoresheets at the desk.

BLS2023b (c)2024 by CDE Software

## Team Rosters

### 6 - Thumb & Dumber Lane 7

Name	Gms	Avg	HDCP	Book Avg	True Average	Points Won	Points Lost	-1-	-2-	-3-
Larry Hall	84	215	12	213	215.83	64.5	47.5			
Loren Wozney	63	194	30	189	194.67	44.5	39.5	175	181	231
Jacob Jensen	90	217	11	205	217.33	60.0	60.0	190	201	246
Matt Wozney	87	239	0	229	239.03	71.0	45.0	267	255	202

### 14 - A\$\$HOLES Lane 8

Name	Gms	Avg	HDCP	Book Avg	True Average	Points Won	Points Lost	-1-	-2-	-3-
Kateri Elder	50	178	44	185	178.14	30.0	37.0			
Tim Foltz	90	212	15	210	212.02	56.5	63.5	202	186	182
Drew Bowerson	90	214	13	222	214.30	69.0	51.0	254	201	243
Brian Elder	84	237	0	232	237.05	61.0	51.0	246	212	227
Jim Briggs	15	229	0	212	229.40	15.0	5.0			

# Bally's Classic - Lanes 9-10



DOVER

Mid County Lanes  
**\*\*10-Pin Rule Factored in Top of Recap\*\***

Week 32 Date 05/09/24

18-Tree Inc.		Avg=803	Week 32 Lane 9			
Avg	Name	HDCP	1	2	3	H*3 Total
193	Gene Messick	31	187	191	169	93 (690)
198	Chris Birch Sr.	27	232	206	215	81 (731)
203	Michael Dyer	22	212	194	200	66 (681)
209	Steve Samluk Sr	17	190	187	206	51 (634)
203	Steve Samluk Jr	22				66

16-Probably Maybe		Avg=802	Week 32 Lane 10			
Avg	Name	HDCP	1	2	3	H*3 Total
171	Alyssa Gray	50	159	148	125	150 (582)
199	Shawn Rutter	26	166	185	223	78 (652)
209	Rodney Smith	17	178	235	247	51 (712)
223	Chad Whiteman	5	235	190	201	15 (641)

Won <b>19</b>	Total		876	778		
Lost <b>5</b>	Handicap	97	97	97	97	291
	HDCP Total		923	895	896	2714

Won <b>5</b>	Total		739	758		
Lost <b>19</b>	Handicap	98	98	98	98	294
	HDCP Total		837	856	894	2587

Approved:

Approved:

Please turn in your scoresheets at the desk.

BLS2023b (c)2024 by CDE Software

## Team Rosters

### 18 - Tree Inc. Lane 9

Name	Gms	Avg	HDCP	Book Avg	True Average	Points Won	Points Lost	-1-	-2-	-3-
Gene G. Messick	87	193	31	194	193.77	66.0	50.0	225	222	167
Chris Birch Sr.	72	198	27	201	198.14	54.5	41.5			
Michael Dyer	72	203	22	211	203.13	49.0	47.0	208	235	166
Steve D. Samluk Sr	90	209	17	205	209.09	67.5	52.5	236	248	244
Steve D. Samluk Jr	42	203	22	192	203.07	34.0	22.0	174	199	213

### 16 - Probably Maybe Lane 10

Name	Gms	Avg	HDCP	Book Avg	True Average	Points Won	Points Lost	-1-	-2-	-3-
Alyssa Gray	84	171	50	170	171.08	55.5	56.5	179	199	169
Shawn Rutter	93	199	26	198	199.05	63.5	60.5	223	192	203
Rodney Smith	84	209	17	212	209.12	72.0	40.0	a199	a199	a199
Chad Whiteman	81	223	5	222	223.74	58.0	50.0	236	234	217

Mid County Lanes  
**\*\*10-Pin Rule Factored in Top of Recap\*\***

Week 32 Date 05/09/24

27-Livin' On A Spar		Avg=709		Week 32 Lane 11			
Avg	Name	HDCP	1	2	3	H*3	Total
1	153 Bernie Connor	65	150	157	213	195	715
2	182 Mickey Connor	40	259	191	179	120	749
3	181 Will Parker	41	125	217	173	123	638
4	193 Eric Hamann	31	163	154	126	93	536
	179 Clint Welch	43				129	

25-Team 25		Avg=805		Week 32 Lane 12			
Avg	Name	HDCP	1	2	3	H*3	Total
	197 Deena Koontz	28				84	
	190 Kayla Tam	34	177	176	199	102	654
	207 Lynne Dellis	19	202	200	174	57	633
	211 Bruce Morris	16	196	196	196	48	636
	176 Richie Casalvera	45	173	216	145	135	669

Won <b>14</b>	Total						
	Handicap	177	177	177	177	531	
Lost	HDCP Total		874	896	868		3118

Won <b>10</b>	Total						
	Handicap	114	97	114	114	114	342
Lost	HDCP Total		862	902	828		2934

Approved: *[Signature]*

Approved: *Bernie Connor*

Please turn in your scoresheets at the desk.

### Team Rosters

#### 27 - Livin' On A Spar Lane 11

Name	Gms	Avg	HDCP	Book Avg	True Average	Points Won	Points Lost	-1-	-2-	-3-
Bernie Connor	78	153	65	152	153.95	53.5	50.5	153	142	149
Mickey Connor	90	182	40	172	182.43	64.5	55.5	160	182	192
Will Parker	78	181	41	187	181.44	47.0	57.0	185	157	157
Eric Hamann	81	193	31	194	193.83	51.0	57.0	205	203	247
Clint Welch	30	179	43	185	179.87	23.0	17.0			

#### 25 - Team 25 Lane 12

Name	Gms	Avg	HDCP	Book Avg	True Average	Points Won	Points Lost	-1-	-2-	-3-
Deena Koontz	21	197	28	190	197.95	16.5	11.5	216	158	192
Kayla Tam	72	190	34	189	190.33	43.0	53.0	192	166	171
Lynne Dellis	87	207	19	200	207.15	70.5	45.5	245	192	217
Bruce Morris	81	211	16	203	211.90	53.5	54.5			
Richie Casalvera	75	176	45	178	176.39	52.0	48.0			

# Bally's Classic - Lanes 13-14



Mid County Lanes  
 \*\*10-Pin Rule Factored in Top of Recap\*\*

Week 32 Date 05/09/24

8-Door Mats		Avg=801	Week 32 Lane 13				
Avg	Name	HDCP	1	2	3	H*3	Total
215	Mike Anderson	12	219	203	223	36	681
183	Jerry Lowe	39	210	167	223	117	717
198	Mike Brink	27	202	188	211	81	687
205	Matthew Bitler	21	237	247	177	63	724
232	Mark Cliniff	0				0	
	Chuck Gatrell	0					

2-Pocket Pounders		Avg=791	Week 32 Lane 14				
Avg	Name	HDCP	1	2	3	H*3	Total
190	Carter Dillon #2	34	172	168	187	102	631
190	Gerald Dillon #1	34	199	204	196	102	701
199	Otha Demby 3	26	157	188	174	78	597
212	Steve Rucker 4	15	246	181	227	45	702
190	Kevin Roberts	34				102	

Won	19	Total	868	805	834	2507
		Handicap	99	99	99	297
Lost	5	HDCP Total	967	904	933	2804

Won	5	Total	774	744	786	2304
		Handicap	109	109	109	327
Lost	19	HDCP Total	883	853	895	2631

Approved: Bill [4] [5] [5] [5]

Approved: Jerry Lane [2] [1] [1] [1]

Please turn in your scoresheets at the desk.

BLS2023b (c)2024 by CDE Software

## Team Rosters

### 8 - Door Mats Lane 13

Name	Gms	Avg	HDCP	Book Avg	True Average	Points Won	Points Lost	-1-	-2-	-3-
Mike Anderson	84	215	12	202	215.27	67.5	44.5	205	242	177
Jerry Lowe	84	183	39	180	183.46	57.0	55.0	171	197	160
Mike Brink	84	198	27	195	198.49	56.5	55.5	229	244	214
Matthew Bitler	93	205	21	206	205.92	68.5	55.5	174	289	210
Mark Cliniff	27	232	0	---	232.56	22.0	14.0			
Chuck Gatrell	0	0	0	---						

### 2 - Pocket Pounders Lane 14

Name	Gms	Avg	HDCP	Book Avg	True Average	Points Won	Points Lost	-1-	-2-	-3-
Carter Dillon	81	190	34	199	190.23	48.0	60.0	181	123	178
Gerald Dillon	45	190	34	200	184.67	21.0	39.0	235	194	181
Otha Demby	78	199	26	201	199.24	36.0	68.0			
Steve Rucker	93	212	15	222	206.94	45.0	79.0	248	184	176
Kevin Roberts	30	190	34	200	188.30	15.0	25.0			

Mid County Lanes  
**\*\*10-Pin Rule Factored in Top of Recap\*\***

Week 32 Date 05/09/24

23-NutButton.com		Avg=836		Week 32 Lane 15			
Avg	Name	HDCP	1	2	3	H*3	Total
167	Sydney Delp	53	156	180	180	159	675
230	Matthew Ward	0	241	195	228	0	664
222	Ethan Driver	6	204	278	187	18	687
217	Cade Williamson	11	203	206	210	33	652

9-Just Bowl		Avg=799		Week 32 Lane 16			
Avg	Name	HDCP	1	2	3	H*3	Total
184	Aaron Wallace 1	39	222	212	211	117	762
187	Rich Owens 2	36	210	204	170	108	692
211	Mike Cline 3	16	206	236	160	48	650
217	Mike Beck 4	11	214	216	246	33	709
219	Leon Stark	9					27

Won <u>4</u>	Total		804	859	805		<del>2468</del>
	Handicap	70	70	70	70		210
Lost <u>20</u>	HDCP Total		874	929	875		<del>2468</del>

Won <u>20</u>	Total		852	868	787		2507
	Handicap	102	102	102	102		306
Lost <u>4</u>	HDCP Total		954	970	889		2813

Approved: Michael Ock  
 [0] [1] [2] [1]

Approved: pro bowl  
 [6] [5] [4] [5]

Please turn in your scoresheets at the desk.

### Team Rosters

#### 23 - NutButton.com Lane 15

Name	Gms	Avg	HDCP	Book Avg	True Average	Points Won	Points Lost	-1-	-2-	-3-
Sydney Delp	90	167	53	—	167.98	61.0	59.0	134	211	159
Matthew Ward	90	230	0	221	230.32	65.5	54.5	215	236	227
Ethan Driver	90	222	6	225	222.56	66.0	54.0	192	213	246
Cade Williamson	84	217	11	226	217.86	62.5	49.5	211	240	220

#### 9 - Just Bowl Lane 16

Name	Gms	Avg	HDCP	Book Avg	True Average	Points Won	Points Lost	-1-	-2-	-3-
Aaron Wallace	90	184	39	176	184.50	58.5	61.5	136	157	211
Rich Owens	57	187	36	159	187.98	45.0	31.0	215	182	202
Mike Cline	90	211	16	211	211.22	56.0	64.0	192	178	126
Mike Beck	90	217	11	207	217.16	57.0	63.0	220	169	207
Leon Stark	36	219	9	216	219.97	20.0	28.0			



Mid County Lanes  
**\*\*10-Pin Rule Factored in Top of Recap\*\***

Week 32 -Date 05/09/24

10-We Don't Care		Avg=664		Week 32 Lane 17			
Avg	Name	HDCP	1	2	3	H*3	Total
190	Jay Truby	34	183	150	193	102	628
128	Lynne Reiter-Truby	86	130	125	89	258	602
150	Dan Muirhead	68				204	
196	Ganob Carter	28	172	182	212	84	650
214	Danielle Subda	13				39	
183	Amos Alston	39				117	
212	Rachel Hirst	15	223	202	158	45	628

Won <b>4</b>	Total	143	708	659	652		
	Handicap	216	163	163	163		
Lost <b>20</b>	HDCP Total		871	822	815		2508

**1 1 1 1**

Approved: \_\_\_\_\_

21-AARP		Avg=761		Week 32 Lane 18			
Avg	Name	HDCP	1	2	3	H*3	Total
148	Thea Stewart	69				207	
202	Kenny Armstrong	23	209	233	168	69	679
202	Stefun Hawkins	23	243	249	209	69	762
209	Juston Yelverton	17	251	208	236	51	746
194	Ernest Anderson	30	149	153	144	90	536

Won <b>20</b>	Total	93	852		753		
	Handicap	132	93	93	93		
Lost <b>7</b>	HDCP Total		945	932	846		2723

**5 5 5 5**

Approved: *J. Truby*

Please turn in your scoresheets at the desk.

### Team Rosters

#### 10 - We Don't Care Lane 17

Name	Gms	Avg	HDCP	Book Avg	True Average	Points Won	Points Lost	-1-	-2-	-3-
Jay Truby	90	190	34	189	190.40	61.5	58.5	221	234	195
Lynne Reiter-Truby	87	128	86	113	128.59	38.5	77.5	180	122	127
Dan Muirhead	63	150	68	145	150.48	31.0	53.0	103	100	141
Ganob Carter	93	196	28	194	196.94	60.0	64.0	143	228	238
Danielle Subda	18	214	13	202	214.11	17.5	6.5			
Amos Alston	6	bk183	39	183	194.83	4.0	4.0			
Rachel Hirst	3	bk212	15	212	188.67		4.0			

#### 21 - AARP Lane 18

Name	Gms	Avg	HDCP	Book Avg	True Average	Points Won	Points Lost	-1-	-2-	-3-
Thea Stewart	66	148	69	130	148.70	39.0	49.0	125	109	171
Kenny Armstrong	74	202	23	205	202.99	45.0	54.0	a192	a192	a192
Stefun Hawkins	93	202	23	210	202.90	56.0	68.0	227	216	182
Juston Yelverton	81	209	17	213	209.19	54.0	54.0	224	248	215
Ernest Anderson	24	194	30	182	194.58	19.0	13.0			

Mid County Lanes  
**\*\*10-Pin Rule Factored in Top of Recap\*\***

Week 32 Date 05/09/24

28-Jugs and Sticks		Avg=757		Week 32		Lane 19	
Avg	Name	HDCP	1	2	3	H*3	Total
157	Rebekah Taylor <i>ABS</i>	62	147	147	147	186	621
194	Brian Holmes <i>ABS</i>	30	184	184	184	90	642
182	Stefanie Rose	40	218	184	157	120	679
224	Keith Campbell	5				15	
196	Bob Taylor	28	215	222	170	84	690

17-The Commission		Avg=783		Week 32		Lane 20	
Avg	Name	HDCP	1	2	3	H*3	Total
183	Kevin Woodruff	39	201	178	177	117	673
183	Mike Williams	39	170	230	138	117	655
201	Nathan Jackson	24	192	164	162	72	590
216	Eugene Wallace	11	161	214	182	33	590
184	Ivy Wallace	39				117	

Won <u>16</u>	Total	160	724	736	658	2158
Lost <u>8</u>	Handicap	137	160	160	160	480
	HDCP Total		924	896	818	2638

Won <u>8</u>	Total	113	724	786	659	2169
Lost <u>16</u>	Handicap	113	113	113	113	339
	HDCP Total		837	899	772	2508

Approved: Kevin Woodruff

Approved: [Signature]

Please turn in your scoresheets at the desk.

### Team Rosters

#### 28 - Jugs and Sticks Lane 19

Name	Gms	Avg	HDCP	Book Avg	True Average	Points Won	Points Lost	-1-	-2-	-3-
Bekkah Taylor	81	157	62	147	157.04	52.0	56.0	166	124	173
Brian Holmes	72	194	30	184	194.01	51.0	45.0	a184	a184	a184
Stefanie Rose	57	182	40	189	182.07	37.5	38.5	230	202	202
Keith Campbell	50	224	5	207	224.54	42.5	24.5			
Bob Taylor	90	196	28	192	196.63	66.0	54.0	217	192	220

#### 17 - The Commission Lane 20

Name	Gms	Avg	HDCP	Book Avg	True Average	Points Won	Points Lost	-1-	-2-	-3-
Kevin Woodruff	84	183	39	176	183.57	59.0	53.0	146	232	215
Mike Williams	90	183	39	178	183.50	59.5	60.5	177	192	176
Nathan Jackson	90	201	24	196	201.24	52.0	68.0	153	194	267
Eugene Wallace	93	216	11	210	216.59	59.0	65.0	213	234	237
Ivy Wallace	18	184	39	190	184.67	14.5	9.5			

Mid County Lanes  
**\*\*10-Pin Rule Factored in Top of Recap\*\***


Week 32 Date 05/09/24


15-Team 15		Avg=809	Week 32 Lane 21				
Avg	Name	HDCP	1	2	3	H*3	Total
2	212 James Bailey Sr	15	184	150	130	45	509
1	199 Joe Dagg	26	183	204	180	78	645
	<del>193 Rich Lucas</del>	31				93	
	205 John Miller	21				63	
3	213 Andy Snellings	14	190	185	143	42	560
	200 Tom Hirst	25				75	
4	Chuck Dixon	15	221	25	191	45	714

Won	5	Total	778	716	644		2218
		Handicap	93	70	70	70	210
Lost	19	HDCP Total	848	866	714		2428

24-Knuckles Deep		Avg=778	Week 32 Lane 22				
Avg	Name	HDCP	1	2	3	H*3	Total
	186 Matt Hammond	37					111
4	203 Pat Hogan	22	203	220	247	66	736
2	190 Scott Howard	34	168	145	170	102	585
3	199 Shawn Bey	26	221	195	223	78	717
1	184 Shaqueal Rouse	39	254	163	188	117	722

Won	19	Total	846	823	828		2317
		Handicap	119	121	121	121	363
Lost	5	HDCP Total	967	844	949		2760

Approved: 

Approved: 

1 Please turn in your scoresheets at the desk.

### Team Rosters

#### 15 - Team 15 Lane 21

Name	Gms	Avg	HDCP	Book Avg	True Average	Points Won	Points Lost	-1-	-2-	-3-
James Bailey Sr	78	212	15	214	212.19	58.5	45.5	189	204	229
Joe Dagg	75	199	26	198	199.21	45.5	54.5	193	211	173
Rich Lucas	60	193	31	192	193.77	39.0	41.0	204	196	213
John Miller	51	205	21	184	205.08	45.5	22.5	176	210	234
Andy Snellings	75	213	14	197	213.53	59.5	40.5			
Tom Hirst	12	200	25	195	200.00	7.0	9.0			

#### 24 - Knuckles Deep Lane 22

Name	Gms	Avg	HDCP	Book Avg	True Average	Points Won	Points Lost	-1-	-2-	-3-
Matt Hammond	48	186	37	181	186.60	36.5	27.5			
Pat Hogan	87	203	22	210	203.26	54.0	62.0	201	217	244
Scott Howard	93	190	34	187	190.03	57.0	67.0	167	187	145
Shawn Bey	90	199	26	189	199.36	58.0	62.0	176	191	187
Shaqueal Rouse	45	184	39	193	184.09	29.0	31.0	a174	a174	a174

Mid County Lanes  
**\*\*10-Pin Rule Factored in Top of Recap\*\***

Week 32 Date 05/09/24

4-We Hate Each Other		Avg=799	Week 32 Lane 23				
Avg	Name	HDCP	1	2	3	H*3	Total
195	Mike Simpson ①	29	211	237	221	87	756
197	Jim Mosuly ②	28	183	160	268	84	645
216	Jake Warwick ③	11	188	276	300	33	797
191	Joe Simpson ④	33	139	171	189	99	
172	Jamie Spicer	49	—	—	—	147	—

5-Bad Company		Avg=679	Week 32 Lane 24				
Avg	Name	HDCP	1	2	3	H*3	Total
162	Matt Hecker ①	57	166	198	179	171	714
158	Dave Hecker ②	61	139	202	172	183	696
166	Anthony Ball ③	54	181	156	170	162	669
193	Kurt Hecker ④	31	159	164	268	93	684
164	Hayden Wyttenbach	56	—	—	—	168	—

Won 16	Total		721	844	978		
	Handicap	101	101	101	101		
Lost 8	HDCP Total		322	448	1070		2846

Won 8	Total		645	720	789		
	Handicap	203	203	203	203		
Lost 16	HDCP Total		848	927	992		2763

Approved: *CEL*

Approved: *Michael*

Please turn in your scoresheets at the desk.

### Team Rosters

#### 4 - We Hate Each Other Lane 23

Name	Gms	Avg	HDCP	Book Avg	True Average	Points Won	Points Lost	-1-	-2-	-3-
Mike Simpson	81	195	29	194	195.23	53.0	55.0	175	163	222
Jim Mosuly	90	197	28	199	197.03	70.0	50.0	207	162	185
Jake Warwick	72	216	11	204	216.33	50.0	46.0	245	208	167
Joe Simpson	72	191	33	184	191.51	52.0	44.0			
Jamie Spicer	51	172	49	—	172.49	34.0	34.0	201	141	178

#### 5 - Bad Company Lane 24

Name	Gms	Avg	HDCP	Book Avg	True Average	Points Won	Points Lost	-1-	-2-	-3-
Matt Hecker	81	162	57	159	162.86	54.5	53.5			
Dave Hecker	81	158	61	152	158.02	53.5	54.5			
Anthony Ball	78	166	54	156	166.38	45.0	59.0			
Kurt Hecker	90	193	31	195	193.00	57.0	63.0	164	180	165
Hayden Wyttenbach	18	164	56	166	164.56	12.0	12.0	205	204	162

Mid County Lanes  
**\*\*10-Pin Rule Factored in Top of Recap\*\***

Week 32 Date 05/09/24

26-Chuck in Charge		Avg=833	Week 32 Lane 25			
Avg	Name	HDCP	1	2	3	H*3 Total
211	Chuck Wallace ①	16	197	222	240	48 707
188	Lisa Carr ②	35	195	205	181	105 686
217	CJ Hurst ③	11	205	225	199	33 662
<del>217</del>	<del>Ethan Gray</del>	<del>11</del>	<del></del>	<del></del>	<del></del>	<del>33</del>
<del>224</del>	<del>John Wallace</del>	<del>5</del>	<del></del>	<del></del>	<del></del>	<del>15</del>
	James Johnson ④	17	174	263	247	684

7-Lucky Strikes		Avg=690	Week 32 Lane 26			
Avg	Name	HDCP	1	2	3	H*3 Total
153	Hermond Walker ①	65	154	162	138	195 649
<del>166</del>	<del>Cindy Bouwmans</del>	<del>54</del>	<del></del>	<del></del>	<del></del>	<del>162</del>
180	Fran Duphily ③	42	160	179	178	126 643
191	Tom Reis ④	33	212	198	207	99 716
137	Maggie Beattie ②	79	132	145	118	237 632

Won 19	Total		771	915	867	2553
	Handicap	73	79	79	79	237
Lost 5	HDCP Total		850	994	946	2790

Won 5	Total		658	684	641	1983
	Handicap	<del>79</del>	219	219	219	657
Lost 19	HDCP Total		877	903	860	2640

Approved: *[Signature]* 2 6 5 6

Approved: *[Signature]* 4 0 1

Please turn in your scoresheets at the desk.

BLS2023b (c)2024 by CDE Software

### Team Rosters

#### 26 - Chuck in Charge Lane 25

Name	Gms	Avg	HDCP	Book Avg	True Average	Points Won	Points Lost	-1-	-2-	-3-
Chuck Wallace	69	211	16	212	211.22	56.5	35.5	234	237	196
Lisa Carr	84	188	35	186	188.31	57.5	54.5	245	182	158
CJ Hurst	84	217	11	224	217.71	52.5	59.5	180	202	180
Ethan Gray	75	217	11	219	217.15	47.0	53.0			
John Wallace	18	224	5	218	224.67	12.0	12.0			

#### 7 - Lucky Strikes Lane 26

Name	Gms	Avg	HDCP	Book Avg	True Average	Points Won	Points Lost	-1-	-2-	-3-
Hermond Walker	90	153	65	146	153.47	47.5	72.5	128	156	129
Cindy Bouwmans	81	166	54	166	166.96	47.0	61.0	153	200	151
Fran Duphily	90	180	42	190	170.72	33.5	86.5	195	204	206
Tom Reis	90	191	33	190	191.90	52.0	68.0			
Maggie Beattie	15	137	79	126	137.00	7.0	13.0	189	147	149

Mid County Lanes  
**\*\*10-Pin Rule Factored in Top of Recap\*\***

Week 32 Date 05/09/24


32-Mickey's 4 Sale		Avg=763		Week 32 Lane 27			
Avg	Name	HDCP	1	2	3	H*3	Total
190	Ramon Rodriguez	34	239	157	180	102	678
169	Mickey Ortiz	51	160	160	159	153	632
202	Efrain Borges	23	246	227	197	69	739
202	Doug Williamson	23	199	221	219	69	708
214	Austin O'Neal	13				39	

20-Team 20		Avg=743		Week 32 Lane 28			
Avg	Name	HDCP	1	2	3	H*3	Total
171	James Farley	50	189	253	164	150	756
192	Tyrone Dallas	32	231	205	198	96	730
202	T J Foltz	23	/	/	/	69	/
178	Vergenus Baker	44	/	/	/	132	/
206	Bobby Maxwell	20	206	178	178	60	622
172	Hunter Foltz	49	/	/	/	147	/
155	NICK LATINA	63	169	174	238	189	770

Won 10 1/2	Total		844	765	755		
	Handicap	131	131	131	131		
Lost 13 1/2	HDCP Total		975	896	886	2757	

Won 13 1/2	Total		795	810	778		
	Handicap	149	165	165	165		
Lost 10 1/2	HDCP Total		960	975	943	2878	

Approved: 

Approved: 

**Please turn in your scoresheets at the desk.**

### Team Rosters

#### 32 - Mickey's 4 Sale Lane 27

Name	Gms	Avg	HDCP	Book Avg	True Average	Points Won	Points Lost	-1-	-2-	-3-
Ramon Rodriguez	81	190	34	190	190.06	63.5	44.5	190	190	177
Mickey Ortiz	90	169	51	167	169.77	51.5	68.5	143	171	184
Efrain Borges	75	202	23	202	202.47	59.0	41.0	165	189	183
Doug Williamson	81	202	23	205	202.51	59.0	49.0	172	209	201
Austin O'Neal	69	214	13	214	214.75	52.5	39.5			

#### 20 - Team 20 Lane 28

Name	Gms	Avg	HDCP	Book Avg	True Average	Points Won	Points Lost	-1-	-2-	-3-
James Farley	51	171	50	—	171.88	41.5	26.5			
Tyrone Dallas	90	192	32	184	192.63	54.5	65.5	131	205	190
T J Foltz	87	202	23	193	202.60	51.5	64.5	175	180	165
Vergenus Baker	33	178	44	—	178.88	30.0	14.0			
Bobby Maxwell	51	206	20	188	206.06	37.0	32.0	203	188	164
Hunter Foltz	6	172	49	—	172.50	2.0	6.0	142	192	140

Mid County Lanes

\*\*10-Pin Rule Factored in Top of Recap\*\*

Week 32 Date 05/09/24

1-BG N FATT		Avg=682	Week 32 Lane 29				
Avg	Name	HDCP	1	2	3	H*3	Total
164	Reggie Ennis ①	56	147	143	136	168	
148	Steven McDaniel ②	69	155	160	169	207	
178	Dwayne Parker	44				132	
192	Micey Ennis ④	32	215	169	145	96	
184	DAQUAN CALE ③	39	133	182	112		

12-Team 12		Avg=857	Week 32 Lane 30				
Avg	Name	HDCP	1	2	3	H*3	Total
200	Morris Jackson	25	191	202	174	75	
213	Vincent Myers	14	191	192	211	42	
208	Ranee Jackson	18	226	220	218	54	
236	Ray Smarsh	0	224	224	248	0	
197	Arthur Singleton	28				84	

Won <u>5</u>	Total						
	Handicap	201					
Lost	HDCP Total		846	850	752		2454

Won <u>19</u>	Total						
	Handicap	57					
Lost	HDCP Total		887	895	908		2690

Approved: RS [2] [1] [1] [1]

Approved: [Signature] [4] [5] [5] [5]

Please turn in your scoresheets at the desk.

### Team Rosters

#### 1 - BG N FATT Lane 29

Name	Gms	Avg	HDCP	Book Avg	True Average	Points Won	Points Lost	-1-	-2-	-3-
Reggie Ennis	87	164	56	174	160.62	45.5	70.5	138	140	175
Steven McDaniel	84	148	69	144	148.07	60.5	51.5	147	180	161
Dwayne Parker	87	178	44	170	178.36	61.5	54.5	176	146	166
Micey Ennis	87	192	32	185	192.59	56.0	60.0	267	216	181

#### 12 - Team 12 Lane 30

Name	Gms	Avg	HDCP	Book Avg	True Average	Points Won	Points Lost	-1-	-2-	-3-
Morris Jackson	78	200	25	199	200.35	55.0	49.0	212	176	166
Vincent Myers	90	213	14	204	213.62	68.5	51.5	279	177	251
Ranee Jackson	90	208	18	206	208.40	71.0	49.0	188	235	194
Ray Smarsh	78	236	0	235	236.67	67.0	37.0	279	202	194
Arthur Singleton	18	197	28	—	197.50	14.0	10.0			

Mid County Lanes  
 \*\*10-Pin Rule Factored in Top of Recap\*\*

Week 32 Date 05/09/24

30-Underdogs		Avg=545	Week 32 Lane 31				
Avg	Name	HDCP	1	2	3	H*3	Total
117	Josh Hammett	96	146	117	101	288	652
157	Steve Taylor	62	126	144	206	186	662
153	Shawn Blackburn	65	143	143	143	195	624
118	Dave Savage	95	167	101	144	285	697

13-Lucky 13		Avg=838	Week 32 Lane 32				
Avg	Name	HDCP	1	2	3	H*3	Total
188	Rob Teat	35	157	186	192	105	640
223	John Vickers	5				15	
207	Forrest Watson	19	179	189	238	57	663
220	Ben Thompson	8	191	215	217	24	647
191	Shane Foskey	33	227	168	192	99	686
228	Ken Mitchell	1				3	

Won <u>9 1/2</u>	Total		582	505	594		
	Handicap	318	318	318	318		954
Lost <u>14 1/2</u>	HDCP Total		900	823	912		2635

Won <u>14 1/2</u>	Total		754	758	839		
	Handicap	95	95	95	95		285
Lost <u>9 1/2</u>	HDCP Total		849	853	934		2636

4 1 1/2 2 2

2 4 1/2 4 4

Approved: 

Approved: 

Please turn in your scoresheets at the desk.

### Team Rosters

#### 30 - Underdogs Lane 31

Name	Gms	Avg	HDCP	Book Avg	True Average	Points Won	Points Lost	-1-	-2-	-3-
Josh Hammett	51	117	96	—	117.71	36.0	32.0	116	162	108
Steve Taylor	93	157	62	139	157.14	50.0	74.0	143	161	135
Shawn Blackburn	27	153	65	157	153.93	16.5	19.5	a143	a143	a143
Dave Savage	93	118	95	120	118.88	42.5	81.5	109	123	116

#### 13 - Lucky 13 Lane 32

Name	Gms	Avg	HDCP	Book Avg	True Average	Points Won	Points Lost	-1-	-2-	-3-
Rob Teat	72	188	35	190	188.68	49.0	51.0	190	142	179
John Vickers	15	223	5	217	223.27	11.0	9.0			
Forrest Watson	75	207	19	198	207.19	48.0	56.0	229	186	160
Ben Thompson	72	220	8	216	220.36	45.0	51.0	180	198	253
Shane Foskey	63	191	33	201	186.24	32.5	55.5	178	134	200
Ken Mitchell	3	bk228	1	228	211.67	1.0	7.0			