

# Bally's Classic - Lanes 1-2



DOVER

Mid County Lanes  
 \*\*10-Pin Rule Factored in Top of Recap\*\*

Week 31 Date 05/02/24

31-Sure 2 Win		Avg=758	Week 31 Lane 1			
Avg	Name	HDCP	1	2	3	H*3 Total
192	Charles Tilghman (1)	32	189	183	184	96 (187)
155	Celeste Perry	63				189
198	Keith Perry (4)	27	183	211	279	81 (754)
213	Walt Parker	14				42
197	Jawara Jones (3)	28	202	181	232	84 (699)
179	Stephanie Jones	43				129
204	Gwen Washington (2)	22	172	204	208	66 (650)

6-Thumb & Dumber		Avg=864	Week 31 Lane 2			
Avg	Name	HDCP	1	2	3	H*3 Total
215	Larry Hall	12				36
194	Loren Wozney (2)	30	175	181	231	90 (677)
217	Jacob Jensen (3)	11	190	201	246	33 (670)
238	Matt Wozney (4)	0	267	255	202	0 (724)
216	Troy Lettigh (1)	21	168	278	222	33 (701)

Won 13	Total	746	831	903	2280
Lost 11	Handicap	109	109	109	327
	HDCP Total	855	940	1012	2807

Won 11	Total	800	915	901	2712
Lost 13	Handicap	52	52	52	156
	HDCP Total	852	967	953	2772

Approved: *[Signature]*

Approved: *[Signature]*

Please turn in your scoresheets at the desk.

BLS2023b (c)2024 by CDE Software

## Team Rosters

### 31 - Sure 2 Win Lane 1

Name	Gms	Avg	HDCP	Book Avg	True Average	Points Won	Points Lost	-1-	-2-	-3-
Charles Tilghman	87	192	32	188	192.69	57.5	58.5	213	182	203
Celeste Perry	6	bk155	63	155	141.67		8.0			
Keith Perry	87	198	27	193	198.08	47.5	68.5	202	157	205
Walt Parker	68	213	14	207	213.19	57.0	34.0	189	194	222
Jawara Jones	63	197	28	183	197.92	47.0	37.0	243	210	223
Stephanie Jones	18	179	43		179.50	7.0	17.0			
Gwen Washington	9	204	22	189	204.44	7.0	5.0			

### 6 - Thumb & Dumber Lane 2

Name	Gms	Avg	HDCP	Book Avg	True Average	Points Won	Points Lost	-1-	-2-	-3-
Larry Hall	84	215	12	213	215.83	64.5	47.5			
Loren Wozney	60	194	30	189	194.62	41.5	38.5	a184	a184	a184
Jacob Jensen	87	217	11	205	217.51	59.0	57.0	196	245	196
Matt Wozney	84	238	0	229	238.95	69.0	43.0	245	277	257

Mid County Lanes  
**\*\*10-Pin Rule Factored in Top of Recap\*\***

Week 31 Date 05/02/24

11-Team 11		Avg=762		Week 31 Lane 3			
Avg	Name	HDCP	1	2	3	H*3	Total
144	Jennifer Simms	73	122	142	125	219	608
181	Eric Simms	41	220	200	198	123	746
206	Justice Simms	20	236	198	144	60	688
231	Christion Simms	0	246	257	221	0	724
Total			824	797	738		2359
Handicap		134	134	134	134		402
HDCP Total			958	931	872		2761

16-Probably Maybe		Avg=800		Week 31 Lane 4			
Avg	Name	HDCP	1	2	3	H*3	Total
170	Alyssa Gray	51	179	199	169	153	700
198	Shawn Rutter	27	223	192	203	81	699
209	Rodney Smith	17	149	144	149	51	648
223	Chad Whiteman	5	236	234	217	15	702
Total			837	824	788		2449
Handicap		100	100	100	100		300
HDCP Total			937	924	888		2749

Won 16  
 Lost 8  
 Approved:

Won 8  
 Lost 16  
 Approved: \_\_\_\_\_

Please turn in your scoresheets at the desk.

### Team Rosters

#### 11 - Team 11 Lane 3

Name	Gms	Avg	HDCP	Book Avg	True Average	Points Won	Points Lost	-1-	-2-	-3-
Jennifer Simms	87	144	73	---	144.68	52.0	64.0	151	161	146
Eric Simms	87	181	41	---	181.05	49.5	66.5	166	193	216
Justice Simms	69	206	20	---	206.30	48.0	44.0	178	165	183
Christion Simms	84	231	0	225	231.02	54.5	57.5	179	199	255

#### 16 - Probably Maybe Lane 4

Name	Gms	Avg	HDCP	Book Avg	True Average	Points Won	Points Lost	-1-	-2-	-3-
Alyssa Gray	81	170	51	170	170.67	51.5	56.5	200	176	209
Shawn Rutter	90	198	27	198	198.82	63.5	56.5	216	201	266
Rodney Smith	84	209	17	212	209.12	72.0	40.0	179	174	213
Chad Whiteman	78	223	5	222	223.54	57.0	47.0	a213	a213	a213

Mid County Lanes  
**\*\*10-Pin Rule Factored in Top of Recap\*\***

Week 31 Date 05/02/24

2-Pocket Pounders		Avg=792		Week 31			Lane 5
Avg	Name	HDCP	1	2	3	H*3	Total
191	Carter Dillon	2	33	181	123	178	99 581
190	Gerald Dillon	1	34	235	194	181	102 712
<del>199</del>	<del>Otha Demby</del>	<del>26</del>					<del>78</del>
212	Steve Rucker	4	15	248	184	176	45 653
<del>190</del>	<del>Kevin Roberts</del>	<del>34</del>					<del>102</del>
	Steve Wheeler	3	30	189	194	234	90 707

Won	11	Total	853	695	769	
		Handicap	108	112	112	112
Lost	13	HDCP Total	965	807	881	2653

**5 2 2 2**

Approved: *Bernie Connor*

27-Livin' On A Spar		Avg=710		Week 31			Lane 6
Avg	Name	HDCP	1	2	3	H*3	Total
154	Bernie Connor	64	153	142	149	192	636
182	Mickey Connor	40	160	182	192	120	654
182	Will Parker	40	185	157	157	120	619
192	Eric Hamann	32	205	203	247	96	751
<del>179</del>	<del>Clint Welch</del>	<del>43</del>					<del>129</del>

Won	13	Total	703	684	745	
		Handicap	176	176	176	176
Lost	11	HDCP Total	879	860	921	2660

**1 4 4 4**

Approved: *Paul Dill*

**Please turn in your scoresheets at the desk.**

### Team Rosters

#### 2 - Pocket Pounders Lane 5

Name	Gms	Avg	HDCP	Book Avg	True Average	Points Won	Points Lost	-1-	-2-	-3-
Carter Dillon	78	191	33	199	191.37	47.0	57.0	143	188	190
Gerald Dillon	42	190	34	200	183.33	17.0	39.0	223	158	196
Otha Demby	78	199	26	201	199.24	36.0	68.0			
Steve Rucker	90	212	15	222	207.08	44.0	76.0	170	182	242
Kevin Roberts	30	190	34	200	188.30	15.0	25.0			

#### 27 - Livin' On A Spar Lane 6

Name	Gms	Avg	HDCP	Book Avg	True Average	Points Won	Points Lost	-1-	-2-	-3-
Bernie Connor	75	154	64	152	154.19	53.5	46.5	145	174	175
Mickey Connor	87	182	40	172	182.59	61.5	54.5	140	224	149
Will Parker	75	182	40	187	182.04	46.0	54.0	a172	a172	a172
Eric Hamann	78	192	32	194	192.88	48.0	56.0	184	248	182
Clint Welch	30	179	43	185	179.87	23.0	17.0			

Mid County Lanes  
**\*\*10-Pin Rule Factored in Top of Recap\*\***

Week 31 Date 05/02/24

29-Unholy Alliance		Avg=869		Week 31			Lane 7
Avg	Name	HDCP	1	2	3	H*3	Total
3	215 Marilyn Alaniz	12	183	224	216	36	659
2	220 Noah Wydeven	8	190	269	214	24	697
	220 Adam Bruns	8				24	
1	214 Mark Butler	13	233	257	160	39	689
4	235 Danny Mitchell	0	210	236	217	0	663
	193 Kaiya Wheeler	31				93	

23-NutButton.com		Avg=836		Week 31			Lane 8
Avg	Name	HDCP	1	2	3	H*3	Total
	167 Sydney Delp	53	134	211	159	159	663
	230 Matthew Ward	0	215	236	227	0	678
	222 Ethan Driver	6	192	213	246	18	669
	217 Cade Williamson	11	211	240	220	33	704

Won 10	Total		816	986	807		2609
	Handicap	41	33	33	33		99
Lost 14	HDCP Total		849	1019	540		2708

Won 14	Total		752	900	852		2504
	Handicap	70	70	70	70		210
Lost 10	HDCP Total		822	970	922		2714

Approved: \_\_\_\_\_

Approved: \_\_\_\_\_

**Please turn in your scoresheets at the desk.**

BLS2023b (c)2024 by CDE Software

### Team Rosters

#### 29 - Unholy Alliance Lane 7

Name	Gms	Avg	HDCP	Book Avg	True Average	Points Won	Points Lost	-1-	-2-	-3-
Marilyn Alaniz	59	215	12	224	215.56	41.0	38.0	230	225	216
Noah Wydeven	66	220	8	220	220.55	47.0	41.0	222	221	206
Adam Bruns	63	220	8	218	220.00	39.0	45.0			
Mark Butler	75	214	13	202	214.28	54.5	45.5	229	204	220
Danny Mitchell	30	235	0	227	235.20	28.0	12.0	194	149	205
Kaiya Wheeler	9	193	31	159	193.22	6.0	6.0			

#### 23 - NutButton.com Lane 8

Name	Gms	Avg	HDCP	Book Avg	True Average	Points Won	Points Lost	-1-	-2-	-3-
Sydney Delp	87	167	53		167.98	60.0	56.0	214	194	167
Matthew Ward	87	230	0	221	230.47	63.5	52.5	211	279	178
Ethan Driver	87	222	6	225	222.75	63.0	53.0	225	213	203
Cade Williamson	81	217	11	226	217.64	58.5	49.5	255	204	229

Mid County Lanes  
**\*\*10-Pin Rule Factored in Top of Recap\*\***

Week 31 Date 05/02/24

22-Strictly Bizness		Avg=799		Week 31 Lane 9			
Avg	Name	HDCP	1	2	3	H*3	Total
32	197 Tim Cambridge	28	165	230	209	84	624
23	204 Aaron Money	22	257	239	203	66	699
4	<del>184 Kenny Guy</del>	39				117	
4	214 Andrew Timmons	13	204	204	204	39	612
1	186 Jay Ayers	37	231	255	212	111	698
Won 15		Total	857	928	828		2613
Lost 9		Handicap	102				
		HDCP Total	957	1028	928		2913

8-Door Mats		Avg=800		Week 31 Lane 10			
Avg	Name	HDCP	1	2	3	H*3	Total
	215 Mike Anderson	12	205	242	177	36	624
	183 Jerry Lowe	39	171	197	160	117	528
	197 Mike Brink	28	229	244	214	84	687
	205 Matthew Bitler	21	174	259	210	63	613
	<del>232 Mark Cliniff</del>	0				0	
	Chuck Gatrell	0					
Won 9		Total	779	972	761		2512
Lost 15		Handicap	100				
		HDCP Total	879	1072	861		2812

5 2 4 4

1 4 2 2

Approved: Jerry Timmons

Approved: [Signature]

**Please turn in your scoresheets at the desk.**

BLS2023b (c)2024 by CDE Software

### Team Rosters

#### 22 - Strictly Bizness Lane 9

Name	Gms	Avg	HDCP	Book Avg	True Average	Points Won	Points Lost	-1-	-2-	-3-
Tim Cambridge	87	197	28	206	197.21	59.0	57.0	189	183	225
Aaron Money	84	204	22	201	204.64	51.0	61.0	221	156	244
Kenny Guy	69	184	39	186	184.17	42.0	50.0	215	161	162
Andrew Timmons	66	214	13	212	214.68	36.0	52.0	a204	a204	a204
Jay Ayers	24	186	37	196	185.08	11.0	21.0			

#### 8 - Door Mats Lane 10

Name	Gms	Avg	HDCP	Book Avg	True Average	Points Won	Points Lost	-1-	-2-	-3-
Mike Anderson	81	215	12	202	215.54	67.5	40.5	217	187	234
Jerry Lowe	81	183	39	180	183.74	57.0	51.0	171	167	209
Mike Brink	81	197	28	195	197.36	52.5	55.5			
Matthew Bitler	90	205	21	206	205.31	65.5	54.5	173	256	143
Mark Cliniff	27	232	0	—	232.56	22.0	14.0	219	217	234
Chuck Gatrell	0	0	0	—						

Mid County Lanes  
**\*\*10-Pin Rule Factored in Top of Recap\*\***

Week 31 Date 05/02/24

3-Take Frank's Mon		Avg=854	Week 31 Lane 11				
Avg	Name	HDCP	1	2	3	H*3	Total
211	Pete Lefevre	16				48	
218	Frank Jones ②	10	215	224	254	30	713
207	Kevin Burchett ③	19	243	193	178	57	671
218	Derrick Stanley ④	10	264	213	203	30	710
187	Terri Sill ①	36	186	203	202	108	699
210	Jessica Stewart	17				51	

9-Just Bowl		Avg=801	Week 31 Lane 12				
Avg	Name	HDCP	1	2	3	H*3	Total
185	Aaron Wallace ①	38	136	157	211	114	686
187	Rich Owens ②	36	215	182	202	108	707
212	Mike Cline ③	15	192	178	126	45	541
217	Mike Beck ④	11	220	169	207	33	629
219	Leon Stark	9				27	

Won <u>21</u>	Total						
Lost <u>3</u>	Handicap	55	75	75	75		225
	HDCP Total		283	708	912		2863
			5	6	4		6

Won <u>3</u>	Total		763	686	746		
Lost <u>21</u>	Handicap	100	100	100	100		300
	HDCP Total		863	786	846		2395
			1	0	2		0

Approved: \_\_\_\_\_ Approved: \_\_\_\_\_

**Please turn in your scoresheets at the desk.**

BLS2023b (c)2024 by CDE Software

### Team Rosters

#### 3 - Take Frank's Mon Lane 11

Name	Gms	Avg	HDCP	Book Avg	True Average	Points Won	Points Lost	-1-	-2-	-3-
Pete Lefevre	27	211	16	—	211.74	21.5	14.5			
Frank Jones	84	218	10	221	218.27	56.5	55.5	164	244	178
Kevin Burchett	42	207	19	—	207.52	34.0	22.0	215	195	183
Derrick Stanley	78	218	10	—	218.37	64.5	39.5	209	212	212
Terri Sill	41	187	36	186	187.51	24.0	31.0			
Jessica Stewart	66	210	17	211	210.20	39.0	49.0	172	207	236

#### 9 - Just Bowl Lane 12

Name	Gms	Avg	HDCP	Book Avg	True Average	Points Won	Points Lost	-1-	-2-	-3-
Aaron Wallace	87	185	38	176	185.07	57.5	58.5			
Rich Owens	54	187	36	159	187.33	44.0	28.0	214	187	192
Mike Cline	87	212	15	211	212.80	56.0	60.0	238	202	214
Mike Beck	87	217	11	207	217.79	56.0	60.0	189	206	259
Leon Stark	36	219	9	216	219.97	20.0	28.0	214	245	257

Mid County Lanes  
**\*\*10-Pin Rule Factored in Top of Recap\*\***

Week 31 Date 05/02/24

18-Tree Inc.		Avg=801	Week 31 Lane 13				
Avg	Name	HDCP	1	2	3	H*3	Total
193	Gene Messick	31	225	222	167	93	707
198	Chris Birch Sr.	27				81	
203	Michael Dyer	22	208	233	166	66	675
207	Steve Samluk Sr	19	236	248	244	57	785
203	Steve Samluk Jr	22	174	199	213	66	652

19-Why You Mad??		Avg=901	Week 31 Lane 14				
Avg	Name	HDCP	1	2	3	H*3	Total
213	Robert Cook	14	257	225	189	42	713
214	Chang Kim	13	210	181	210	39	676
226	Rob LaBrake	3	266	240	288	9	829
248	Stevie Weber	0	233	233	233	0	699
212	Chuck Dixon	15				45	

Won 6	Total		843				
	Handicap	99	94	94	94		282
Lost 18	HDCP Total		937	998	884		2819

Won 18	Total		1002				
	Handicap	30	30	30	30		90
Lost 6	HDCP Total		1032	935	950		2917

Approved: [Signature]

Approved: [Signature]

Please turn in your scoresheets at the desk.

### Team Rosters

#### 18 - Tree Inc. Lane 13

Name	Gms	Avg	HDCP	Book Avg	True Average	Points Won	Points Lost	-1-	-2-	-3-
Gene G. Messick	84	193	31	194	193.38	65.0	47.0	190	242	178
Chris Birch Sr.	72	198	27	201	198.14	54.5	41.5	181	245	175
Michael Dyer	69	203	22	211	203.13	48.0	44.0	179	263	191
Steve D. Samluk Sr	87	207	19	205	207.93	67.5	48.5	246	204	223
Steve D. Samluk Jr	39	203	22	192	203.67	32.0	20.0			

#### 19 - Why You Mad?? Lane 14

Name	Gms	Avg	HDCP	Book Avg	True Average	Points Won	Points Lost	-1-	-2-	-3-
Robert Cook	84	213	14	218	213.71	68.0	44.0	234	194	247
Chang Kim	90	214	13	221	214.26	55.0	65.0	220	255	214
Rob LaBrake	89	226	3	232	226.63	72.5	46.5	265	269	234
Stevie Weber	75	248	0	237	248.17	78.0	22.0	258	279	268
Chuck Dixon	21	212	15	214	212.71	16.0	12.0			

Mid County Lanes  
**\*\*10-Pin Rule Factored in Top of Recap\*\***

Week 31 Date 05/02/24

25-Team 25		Avg=806		Week 31 Lane 15			
Avg	Name	HDCP	1	2	3	H*3	Total
199	Deena Koontz	3	26	216	158	192	78 644
190	Kayla Tam	2	34	192	166	171	102 631
206	Lynne Dellis	4	20	245	192	217	60 714
211	Bruce Morris		16				48
176	Richie Casalvera		45				135
	Pat Conner	1	25	233	196	233	75 739

14-A\$\$HOLES		Avg=840		Week 31 Lane 16			
Avg	Name	HDCP	1	2	3	H*3	Total
178	Kateri Elder		44				132
212	Tim Foltz	2	15	202	186	182	45 615
213	Drew Bowerson	3	14	254	201	243	42 748
237	Brian Elder	4	0	246	212	227	0 685
229	Jim Briggs		0				0
	MiKay Gilman	1	0	268	217	230	0 715

Won 11 1/2	Total	105	886	712	813		241
	Handicap		-96				
Lost 12 1/2	HDCP Total		991	817	918		2726

Won 12 1/2	Total	29	970	816	882		2688
	Handicap		73				
Lost 11 1/2	HDCP Total		999	845	911		2735

Approved: [2] [1 1/2] [5] [3]

Approved: [4] [4 1/2] [1] [3]

Please turn in your scoresheets at the desk.

### Team Rosters

#### 25 - Team 25 Lane 15

Name	Gms	Avg	HDCP	Book Avg	True Average	Points Won	Points Lost	-1-	-2-	-3-
Deena Koontz	18	199	26	190	199.50	16.5	7.5			
Kayla Tam	69	190	34	189	190.94	40.0	52.0	227	201	152
Lynne Dellis	84	206	20	200	206.76	67.0	45.0	190	224	177
Bruce Morris	81	211	16	203	211.90	53.5	54.5			
Richie Casalvera	75	176	45	178	176.39	52.0	48.0			

#### 14 - A\$\$HOLES Lane 16

Name	Gms	Avg	HDCP	Book Avg	True Average	Points Won	Points Lost	-1-	-2-	-3-
Kateri Elder	50	178	44	185	178.14	30.0	37.0			
Tim Foltz	87	212	15	210	212.78	55.5	60.5	247	184	202
Drew Bowerson	87	213	14	222	213.67	65.0	51.0	207	215	246
Brian Elder	81	237	0	232	237.37	60.5	47.5	238	228	228
Jim Briggs	15	229	0	212	229.40	15.0	5.0			



Mid County Lanes  
 \*\*10-Pin Rule Factored in Top of Recap\*\*

Week 31 Date 05/02/24

4-We Hate Each Other		Avg=799	Week 31 Lane 17				
Avg	Name	HDCP	1	2	3	H*3	Total
195	Mike Simpson (1)	29	175	163	222	87	647
197	Jim Mosuly (3)	28	202	162	185	84	638
216	Jake Warwick (4)	11	245	209	167	33	653
191	Joe Simpson	33	—	—	—	99	—
172	Jamie Spicer (2)	49	201	141	178	147	667

17-The Commission		Avg=783	Week 31 Lane 18				
Avg	Name	HDCP	1	2	3	H*3	Total
183	Kevin Woodruff (1)	39	146	232	215	117	710
183	Mike Williams (2)	39	177	192	176	117	662
201	Nathan Jackson (3)	24	153	194	267	72	686
216	Eugene Wallace (4)	11	213	234	237	33	717
184	Ivy Wallace	39	—	—	—	117	—

Won 8	Total	828	674	752	
	Handicap	101	117	117	117
Lost 16	HDCP Total	545	791	869	2605

Won 16	Total	689	852	898	
	Handicap	113	113	113	339
Lost 8	HDCP Total	802	965	1008	2775

Approved: Kevin Woodruff

Approved: Michelle

Please turn in your scoresheets at the desk.

### Team Rosters

#### 4 - We Hate Each Other Lane 17

Name	Gms	Avg	HDCP	Book Avg	True Average	Points Won	Points Lost	-1-	-2-	-3-
Mike Simpson	78	195	29	194	195.56	52.0	52.0	145	219	168
Jim Mosuly	87	197	28	199	197.46	69.0	47.0	212	172	245
Jake Warwick	69	216	11	204	216.75	49.0	43.0	266	205	201
Joe Simpson	72	191	33	184	191.51	52.0	44.0			
Jamie Spicer	48	172	49	—	172.44	31.0	33.0	156	127	158

#### 17 - The Commission Lane 18

Name	Gms	Avg	HDCP	Book Avg	True Average	Points Won	Points Lost	-1-	-2-	-3-
Kevin Woodruff	81	183	39	176	183.05	56.0	52.0	235	197	151
Mike Williams	87	183	39	178	183.56	58.5	57.5	218	212	185
Nathan Jackson	87	201	24	196	201.13	49.0	67.0	231	204	213
Eugene Wallace	90	216	11	210	216.21	56.0	64.0	216	215	169
Ivy Wallace	18	184	39	190	184.67	14.5	9.5			

# Bally's Classic - Lanes 19-20



DOVER

Mid County Lanes  
 \*\*10-Pin Rule Factored in Top of Recap\*\*

Week 31 Date 05/02/24

7-Lucky Strikes		Avg=691	Week 31 Lane 19				
Avg	Name	HDCP	1	2	3	H*3	Total
154	Hermond Walker	64	128	150	129	192	605
166	Cindy Bouwmans	54	153	200	151	162	666
180	Fran Duphily	42	195	204	206	126	731
191	Tom Reis	33				99	
130	Maggie Beattie	85	189	147	149	255	740

10-We Don't Care		Avg=665	Week 31 Lane 20				
Avg	Name	HDCP	1	2	3	H*3	Total
189	Jay Truby	34	221	234	195	102	752
128	Lynne Reiter-Truby	86	180	122	127	258	687
152	Dan Muirhead	66	103	100	141	198	542
196	Ganob Carter	28	143	228	238	84	693
214	Danielle Subda	13				39	
183	Amos Alston	39				117	
212	Rachel Hirst	15				45	

Won 15	Total	665	707		
Lost 9	Handicap	193	245	245	245
	HDCP Total	910	952	880	274
		5	4	1	5

Won 9	Total	647	684	701	
Lost 15	Handicap	214	214	214	
	HDCP Total	861	898	915	2674
		1	2	5	1

Approved: \_\_\_\_\_ Approved: \_\_\_\_\_

Please turn in your scoresheets at the desk.

BLS2023b (c)2024 by CDE Software

Hermond  
 Maggie  
 Cindy  
 Fran

Dan  
 Lynne  
 Jay  
 Ganob

### Team Rosters

#### 7 - Lucky Strikes Lane 19

Name	Gms	Avg	HDCP	Book Avg	True Average	Points Won	Points Lost	-1-	-2-	-3-
Hermond Walker	87	154	64	146	154.01	44.5	71.5	145	159	153
Cindy Bouwmans	78	166	54	166	166.92	47.0	57.0	152	193	191
Fran Duphily	87	180	42	190	169.66	31.5	84.5	190	161	176
Tom Reis	90	191	33	190	191.90	52.0	68.0	172	194	234
Maggie Beattie	12	130	85	126	130.83	3.0	13.0			

#### 10 - We Don't Care Lane 20

Name	Gms	Avg	HDCP	Book Avg	True Average	Points Won	Points Lost	-1-	-2-	-3-
Jay Truby	87	189	34	189	189.49	57.5	58.5	184	215	189
Lynne Reiter-Truby	84	128	86	113	128.07	38.5	73.5	114	125	126
Dan Muirhead	60	152	66	145	152.27	30.0	50.0	141	128	143
Ganob Carter	90	196	28	194	196.73	58.0	62.0	179	237	179
Danielle Subda	18	214	13	202	214.11	17.5	6.5			
Amos Alston	6	bk183	39	183	194.83	4.0	4.0			
Rachel Hirst	3	bk212	15	212	188.67		4.0			

Mid County Lanes  
**\*\*10-Pin Rule Factored in Top of Recap\*\***

Week 31 Date 05/02/24

32-Mickey's 4 Sale		Avg=764	Week 31 Lane 21				
Avg	Name	HDCP	1	2	3	H*3	Total
190	Ramon Rodriguez	34	190	(190)	(177)	102	(659)
169	Mickey Ortiz	51	143	(171)	184	153	651
203	Efrain Borges	22	165	189	183	66	603
202	Doug Williamson	23	172	(209)	(201)	69	651
214	Austin O'Neal	13	/	/	/	39	/

12-Team 12		Avg=857	Week 31 Lane 22				
Avg	Name	HDCP	1	2	3	H*3	Total
200	Morris Jackson	25	(212)	176	166	75	(629)
212	Vincent Myers	15	(279)	177	(251)	45	(752)
208	Ranee Jackson	18	(188)	(235)	(194)	54	(671)
237	Ray Smarsh	0	(279)	202	194	0	(675)
197	Arthur Singleton	28	/	/	/	84	/

Won <u>10</u>	Total		670	759	745	
<u>14</u>	Handicap	130	130	130	130	
Lost	HDCP Total		800	(889)	(875)	2504

Won <u>14</u>	Total		958	790	805	
	Handicap	58	58	58	58	
Lost <u>10</u>	HDCP Total		(1016)	(848)	(863)	(2727)

Approved: RS

Approved: [Signature]

**Please turn in your scoresheets at the desk.**

### Team Rosters

#### 32 - Mickey's 4 Sale Lane 21

Name	Gms	Avg	HDCP	Book Avg	True Average	Points Won	Points Lost	-1-	-2-	-3-
Ramon Rodriguez	78	190	34	190	190.23	60.5	43.5	214	258	216
Mickey Ortiz	87	169	51	167	169.90	50.5	65.5	176	156	204
Efrain Borges	72	203	22	202	203.44	59.0	37.0	257	203	184
Doug Williamson	78	202	23	205	202.83	57.0	47.0	178	217	226
Austin O'Neal	69	214	13	214	214.75	52.5	39.5	202	213	239

#### 12 - Team 12 Lane 22

Name	Gms	Avg	HDCP	Book Avg	True Average	Points Won	Points Lost	-1-	-2-	-3-
Morris Jackson	75	200	25	199	200.97	54.0	46.0	193	243	221
Vincent Myers	87	212	15	204	212.86	65.5	50.5	155	175	160
Ranee Jackson	87	208	18	206	208.49	67.0	49.0	225	247	219
Ray Smarsh	75	237	0	235	237.13	65.0	35.0	246	245	248
Arthur Singleton	18	197	28	---	197.50	14.0	10.0			

# Bally's Classic - Lanes 23-24



Mid County Lanes  
**\*\*10-Pin Rule Factored in Top of Recap\*\***

Week 31 Date 05/02/24

30-Underdogs		Avg=545	Week 31 Lane 23				
Avg	Name	HDCP	1	2	3	H*3	Total
2	117 Josh Hammett	96	116	162	108	288	584
1	157 Steve Taylor	62	143	161	135	186	625
3	153 Shawn Blackburn	65	143	143	143	195	624
4	118 Dave Savage	95	109	123	116	285	633

21-AARP		Avg=761	Week 31 Lane 24				
Avg	Name	HDCP	1	2	3	H*3	Total
2	149 Thea Stewart	68	125	109	171	204	609
1	202 Kenny Armstrong	23	192	192	192	69	645
4	202 Stefun Hawkins	23	202	216	215	69	727
3	208 Juston Yelverton	18	224	248	182	54	708
	194 Ernest Anderson	30				90	

Won	6	Total		511	589	502	
		Handicap	318	318	318	318	
Lost	18	HDCP Total		829	907	820	2556

Won	18	Total		768	765	760	
		Handicap	132	132	132	132	
Lost	6	HDCP Total		900	897	892	2689

Approved:

Approved:

Please turn in your scoresheets at the desk.

BLS2023b (c)2024 by CDE Software

## Team Rosters

### 30 - Underdogs Lane 23

Name	Gms	Avg	HDCP	Book Avg	True Average	Points Won	Points Lost	-1-	-2-	-3-
Josh Hammett	48	117	96	—	117.02	33.0	31.0	108	108	122
Steve Taylor	90	157	62	139	157.50	49.0	71.0	133	159	152
Shawn Blackburn	27	153	65	157	153.93	16.5	19.5	a143	a143	a143
Dave Savage	90	118	95	120	118.98	41.5	78.5	135	145	124

### 21 - AARP Lane 24

Name	Gms	Avg	HDCP	Book Avg	True Average	Points Won	Points Lost	-1-	-2-	-3-
Thea Stewart	63	149	68	130	149.35	38.0	46.0	194	159	147
Kenny Armstrong	74	202	23	205	202.99	45.0	54.0	207	198	191
Stefun Hawkins	90	202	23	210	202.72	53.0	67.0	217	191	192
Juston Yelverton	78	208	18	213	208.42	50.0	54.0	184	248	225
Ernest Anderson	24	194	30	182	194.58	19.0	13.0			

Mid County Lanes  
**\*\*10-Pin Rule Factored in Top of Recap\*\***


Week 31 Date 05/02/24


1-BG N FATT		Avg=680	Week 31 Lane 25				
Avg	Name	HDCP	1	2	3	H*3	Total
164	Reggie Ennis	56	138	140	175	168	631
147	Steven McDaniel	70	147	180	161	210	698
178	Dwayne Parker	44	176	146	166	132	620
191	Mickey Ennis	33	167	216	181	99	663

28-Jugs and Sticks		Avg=755	Week 31 Lane 26				
Avg	Name	HDCP	1	2	3	H*3	Total
157	Rebekah Taylor	62	166	174	173	186	699
194	Brian Holmes	30	184	184	184	90	642
180	Stefanie Rose	42	230	202	202	126	760
<del>224</del>	<del>Keith Campbell</del>	<del>5</del>	<del>-</del>	<del>-</del>	<del>-</del>	<del>15</del>	<del>-</del>
196	Bob Taylor	28	217	152	220	84	713

Won	Total		228	682	683		2093
	Handicap	203	203	203	203		609
Lost	HDCP Total		131	885	886		2702

Won	Total		797	702	683		2182
	Handicap	139	162	162	162		486
Lost	HDCP Total		159	864	864		2787

Approved: 

Approved: 

Please turn in your scoresheets at the desk.

### Team Rosters

#### 1 - BG N FATT Lane 25

Name	Gms	Avg	HDCP	Book Avg	True Average	Points Won	Points Lost	-1-	-2-	-3-
Reggie Ennis	84	164	56	174	160.96	44.5	67.5	186	165	149
Steven McDaniel	81	147	70	144	147.53	56.5	51.5	142	178	134
Dwayne Parker	84	178	44	170	178.92	61.5	50.5	162	187	144
Mickey Ennis	84	191	33	185	191.56	53.0	59.0			

#### 28 - Jugs and Sticks Lane 26

Name	Gms	Avg	HDCP	Book Avg	True Average	Points Won	Points Lost	-1-	-2-	-3-
Bekkah Taylor	78	157	62	147	157.14	49.0	55.0	145	154	116
Brian Holmes	72	194	30	184	194.01	51.0	45.0			
Stefanie Rose	54	180	42	189	180.44	33.5	38.5	a170	a170	a170
Keith Campbell	50	224	5	207	224.54	42.5	24.5			
Bob Taylor	87	196	28	192	196.18	65.0	51.0	185	207	190

Mid County Lanes  
**\*\*10-Pin Rule Factored in Top of Recap\*\***

Week 31 Date 05/02/24

13-Lucky 13		Avg=839	Week 31 Lane 27				
Avg	Name	HDCP	1	2	3	H*3	Total
189	Rob Teat 2	34	190	142	179	102	511
<del>223</del>	<del>John Vickers</del>	<del>5</del>				<del>15</del>	
207	Forrest Watson 3	19	229	186	160	57	575
220	Ben Thompson 4	8	180	198	253	24	631
191	Shane Foskey 1	33	178	134	200	99	512
<del>228</del>	<del>Ken Mitchell</del>	<del>3</del>				<del>3</del>	

15-Team 15		Avg=808	Week 31 Lane 28				
Avg	Name	HDCP	1	2	3	H*3	Total
212	James Bailey Sr 4	15	189	204	229	45	622
199	Joe Dagg 2	26	193	211	173	78	527
193	Rich Lucas 3	31	204	196	231	93	613
204	John Miller 1	22	176	210	234	66	620
<del>213</del>	<del>Andy Snellings</del>	<del>14</del>				<del>42</del>	
<del>200</del>	<del>Tom Hirst</del>	<del>25</del>				<del>75</del>	

Won 1	Total		777	660	792		2229
	Handicap	94	94	94	94		282
Lost 17	HDCP Total		871	754	886		2511

Won 17	Total		762	821	849		2432
	Handicap	94	94	94	94		282
Lost 7	HDCP Total		856	915	943		2714

5 0 2 0

1 10 4 6

Approved: Ben Thompson

Approved: John Miller

Please turn in your scoresheets at the desk.

### Team Rosters

#### 13 - Lucky 13 Lane 27

Name	Gms	Avg	HDCP	Book Avg	True Average	Points Won	Points Lost	-1-	-2-	-3-
Rob Teat	69	189	34	190	189.48	47.0	49.0	215	185	244
John Vickers	15	223	5	217	223.27	11.0	9.0	234	195	224
Forrest Watson	72	207	19	198	207.83	47.0	53.0	237	192	195
Ben Thompson	69	220	8	216	220.80	44.0	48.0			
Shane Foskey	60	191	33	201	187.02	31.5	52.5	182	201	244
Ken Mitchell	3	bk228	1	228	211.67	1.0	7.0			

#### 15 - Team 15 Lane 28


Name	Gms	Avg	HDCP	Book Avg	True Average	Points Won	Points Lost	-1-	-2-	-3-
James Bailey Sr	75	212	15	214	212.39	55.5	44.5	183	179	279
Joe Dagg	72	199	26	198	199.50	43.5	52.5	204	200	210
Rich Lucas	57	193	31	192	193.21	37.0	39.0	175	183	209
John Miller	48	204	22	184	204.98	42.5	21.5			
Andy Snellings	75	213	14	197	213.53	60.5	39.5	233	211	156
Tom Hirst	12	200	25	195	200.00	7.0	9.0			


Mid County Lanes  
 \*\*10-Pin Rule Factored in Top of Recap\*\*

Week 31 Date 05/02/24

26-Chuck in Charge		Avg=833	Week 31 Lane 29			
Avg	Name	HDCP	1	2	3 1/2	H*3 Total
210	Chuck Wallace ①	17	234	237	196	51 718
188	Lisa Carr ②	35	245	182	158	105 690
218	CJ Hurst ④	10	180	202	180	30 592
217	Ethan Gray	11				33
224	John Wallace	5				15
	James Johnson ③	17	256	207	158	51 672
Won 13 1/2		Total	915	828	692	2435
Lost		Handicap	73	79	79	
		HDCP Total	994	907	774	2672

24-Knuckles Deep		Avg=777	Week 31 Lane 30			
Avg	Name	HDCP	1	2	3	H*3 Total
186	<del>Matt Hammond</del>	37				111
202	Pat Hogan ③	23	201	217	244	69 731
190	Scott Howard ②	34	167	187	145	102 601
199	Shawn Bey ④	26	176	191	187	78 632
184	Shaqueal Rouse ①	39	174	174	174	117 639
				1 1/2		
Won 10 1/2		Total	718	769	750	2237
Lost		Handicap	120	122	122	366
		HDCP Total	840	891	872	2603

Approved:  1 1/2 4

Approved:  3 4 1/2 2

Please turn in your scoresheets at the desk.

### Team Rosters

#### 26 - Chuck in Charge Lane 29

Name	Gms	Avg	HDCP	Book Avg	True Average	Points Won	Points Lost	-1-	-2-	-3-
Chuck Wallace	66	210	17	212	210.71	53.0	35.0	215	210	233
Lisa Carr	81	188	35	186	188.06	54.5	53.5	211	192	212
CJ Hurst	81	218	10	224	218.84	52.5	55.5	259	207	192
Ethan Gray	75	217	11	219	217.15	47.0	53.0	235	217	193
John Wallace	18	224	5	218	224.67	12.0	12.0			

#### 24 - Knuckles Deep Lane 30

Name	Gms	Avg	HDCP	Book Avg	True Average	Points Won	Points Lost	-1-	-2-	-3-
Matt Hammond	48	186	37	181	186.60	36.5	27.5			
Pat Hogan	84	202	23	210	202.64	51.0	61.0	260	222	212
Scott Howard	90	190	34	187	190.82	56.0	64.0	218	194	227
Shawn Bey	87	199	26	189	199.86	54.0	62.0	226	187	213
Shaqueal Rouse	45	184	39	193	184.09	29.0	31.0	243	209	159

Mid County Lanes  
 \*\*10-Pin Rule Factored in Top of Recap\*\*

Week 31 Date 05/02/24

5-Bad Company		Avg=679	Week 31 Lane 31				
Avg	Name	HDCP	1	2	3	H*3	Total
162	HAYDEN	60	205	204	162	171	742
158	HUNTER	36	142	192	140	183	657
166	KURT	31	164	180	165	162	671
193	WILL	82	234	245	226	93	798
159		60				180	

20-Team 20		Avg=745	Week 31 Lane 32				
Avg	Name	HDCP	1	2	3	H*3	Total
171	James Farley	50					150
193	Tyrone Dallas	31	131	205	190	93	619
203	T J Foltz	22	175	180	165	66	586
178	Vergenus Baker	44					132
207	Bobby Maxwell	19	203	188	164	57	612
	Niek Latina	52	161	140	104	156	561

Won	20	Total	745			
		Handicap	139	139		
Lost	4	HDCP Total	884	960	832	2676

Won	4	Total	670			
		Handicap	124	124		
Lost	20	HDCP Total	794	873	747	2378

5 5 4 6

1 1 2 0

Approved:

Approved:

Please turn in your scoresheets at the desk.

### Team Rosters

#### 5 - Bad Company Lane 31

Name	Gms	Avg	HDCP	Book Avg	True Average	Points Won	Points Lost	-1-	-2-	-3-
Matt Hecker	81	162	57	159	162.86	54.5	53.5			
Dave Hecker	81	158	61	152	158.02	53.5	54.5	192	112	171
Anthony Ball	78	166	54	156	166.38	45.0	59.0			
Kurt Hecker	87	193	31	195	193.80	56.0	60.0	189	190	214
Hayden Wyttenbach	15	159	60	166	159.40	8.0	12.0	164	178	184

#### 20 - Team 20 Lane 32

Name	Gms	Avg	HDCP	Book Avg	True Average	Points Won	Points Lost	-1-	-2-	-3-
James Farley	51	171	50	—	171.88	41.5	26.5			
Tyrone Dallas	87	193	31	184	193.23	51.5	64.5	163	166	199
T J Foltz	84	203	22	193	203.64	51.5	60.5			
Vergenus Baker	33	178	44	—	178.88	30.0	14.0	244	192	193
Bobby Maxwell	48	207	19	188	207.38	34.0	31.0			