

# Bally's Classic - Lanes 1-2



Mid County Lanes  
 \*\*10-Pin Rule Factored in Top of Recap\*\*

Week 29 Date 04/18/24

17-The Commission		Avg=780		Week 29 Lane 1			
Avg	Name	HDCP	1	2	3	H*3	Total
182	Kevin Woodruff	40	176	182	193	120	671
182	Mike Williams	40	171	181	198	120	670
200	Nathan Jackson	25				75	
216	Eugene Wallace	11	233	203	235	33	704
186	Ivy Wallace	37	188	167	170	111	636

1-BG N FATT		Avg=684		Week 29 Lane 2			
Avg	Name	HDCP	1	2	3	H*3	Total
164	Reggie Ennis	56	178	137	172	168	655
148	Steven McDaniel	69	125	143	117	207	592
180	Dwayne Parker	42	164	168	156	126	614
192	Mickey Ennis	32	182	187	156	96	621

Won <u>21</u>	Total		768	733	796		
	Handicap	116	128	128	128		
Lost	HDCP Total		898	861	924		2683

Won <u>3</u>	Total		649	635	601		
	Handicap	199	199	199	199		
Lost	HDCP Total		848	834	800		2482

Approved: \_\_\_\_\_

Approved: Kevin Woodruff

Please turn in your scoresheets at the desk.

BLS2023b (c)2024 by CDE Software

## Team Rosters

### 17 - The Commission Lane 1

Name	Gms	Avg	HDCP	Book Avg	True Average	Points Won	Points Lost	-1-	-2-	-3-
Kevin Woodruff	75	182	40	176	182.57	50.0	50.0	178	168	170
Mike Williams	81	182	40	178	182.78	51.5	56.5	188	211	139
Nathan Jackson	84	200	25	196	200.60	47.0	65.0	181	165	203
Eugene Wallace	84	216	11	210	216.52	52.0	60.0	245	300	215
Ivy Wallace	15	186	37	190	186.60	11.5	8.5			

### 1 - BG N FATT Lane 2

Name	Gms	Avg	HDCP	Book Avg	True Average	Points Won	Points Lost	-1-	-2-	-3-
Reggie Ennis	78	164	56	174	160.69	41.5	62.5	136	167	199
Steven McDaniel	75	148	69	144	148.15	54.5	45.5	160	160	159
Dwayne Parker	78	180	42	170	180.10	59.5	44.5	141	147	157
Mickey Ennis	81	192	32	185	192.17	52.0	56.0	145	194	193

Ivy | 37 | 188 | 167 | 170 | 636  
 Eugene | 11 | 233 | 203 | 235 | 704

Dwayne | 42 | 164 | 168 | 156 | 614  
 Mickey | 32 | 182 | 187 | 156 | 621

# Bally's Classic - Lanes 3-4



DOVER

Mid County Lanes  
 \*\*10-Pin Rule Factored in Top of Recap\*\*

Week 29 Date 04/18/24

30-Underdogs		Avg=544	Week 29 Lane 3				
Avg	Name	HDCP	1	2	3	H*3	Total
115	Josh Hammett	97	132	124	147	291	699
157	Steve Taylor	62	166	132	173	186	657
153	Shawn Blackburn 1/2	65	143	143	143	195	624
119	Dave Savage	94	113	95	95	282	585

28-Jugs and Sticks		Avg=755	Week 29 Lane 4				
Avg	Name	HDCP	1	2	3	H*3	Total
157	Rebekah Taylor	62	135	179	199	186	699
194	Brian Holmes	30				90	
180	Stefanie Rose 1/2	42	166	194	199	126	685
224	Keith Campbell	5				15	
197	Bob Taylor	28	199	150	145	84	578
	Bob Hupre	30	186	159	170	90	605

Won 12.5	Total	559	494	558	
	Handicap	318	318	318	
Lost 11.5	HDCP Total	877	812	876	2565

Won 11.5	Total	686	682	713	
	Handicap	139	162	162	
Lost 12.5	HDCP Total	848	844	875	2567

Approved: *[Signature]*  
 4 5 2 4 2

Approved: *[Signature]*  
 5 1.5 4 2 4

Please turn in your scoresheets at the desk.

BLS2023b (c)2024 by CDE Software

## 30 - Underdogs Lane 3

Name	Gms	Avg	HDCP	Book Avg	True Average	Points Won	Points Lost	-1-	-2-	-3-
Josh Hammett	42	115	97	—	115.98	27.5	28.5	107	117	139
Steve Taylor	84	157	62	139	157.86	48.0	64.0	153	163	165
Shawn Blackburn	27	153	65	157	153.93	16.5	19.5	178	155	140
Dave Savage	84	119	94	120	119.06	41.0	71.0	138	119	131

## 28 - Jugs and Sticks Lane 4

Name	Gms	Avg	HDCP	Book Avg	True Average	Points Won	Points Lost	-1-	-2-	-3-
Bekkah Taylor	72	157	62	147	157.35	46.5	49.5	148	126	169
Brian Holmes	72	194	30	184	194.01	51.0	45.0			
Stefanie Rose	51	180	42	189	180.10	30.5	37.5	234	212	193
Keith Campbell	50	224	5	207	224.54	42.5	24.5	235	247	236
Bob Taylor	81	197	28	192	197.43	62.0	46.0	211	186	184

## Team Rosters

+32

29

# Bally's Classic - Lanes 5-6



Mid County Lanes  
**\*\*10-Pin Rule Factored in Top of Recap\*\***

Week 29 Date 04/18/24

32-Mickey's 4 Sale		Avg=760		Week 29 Lane 5			
Avg	Name	HDCP	1	2	3	H*3	Total
189	Ramon Rodriguez	34	168	130	222	102	520
168	Mickey Ortiz	52	201	242	163	156	606
202	Efrain Borges	23	236	246	175	69	657
201	Doug Williamson	24	232	236	194	72	662
214	Austin O'Neal	13	/	/	/	39	/

5-Bad Company		Avg=678		Week 29 Lane 6			
Avg	Name	HDCP	1	2	3	H*3	Total
163	Matt Hecker	56	153	140	158	168	453
156	Dave Hecker	62	212	187	156	186	555
166	Anthony Ball	54	/	/	/	162	/
193	Kurt Hecker	31	231	180	194	93	605
156	Hayden Wyttenbach	62	/	/	/	186	/
218	WILL ISAACS	10	236	196	203	30	635

Won <b>15</b>	Total		837	854	754	
	Handicap	133	133	133	133	
Lost <b>9</b>	HDCP Total		970	987	887	2844

Won <b>9</b>	Total		834	703	711	
	Handicap	203	159	159	159	
Lost <b>15</b>	HDCP Total		993	862	870	2725

Approved: \_\_\_\_\_

Approved: \_\_\_\_\_

Please turn in your scoresheets at the desk.

BLS2023b (c)2024 by CDE Software

## Team Rosters

### 32 - Mickey's 4 Sale Lane 5

Name	Gms	Avg	HDCP	Book Avg	True Average	Points Won	Points Lost	-1-	-2-	-3-
Ramon Rodriguez	72	189	34	190	189.31	55.5	40.5	191	122	220
Mickey Ortiz	81	168	52	167	168.38	46.5	61.5	179	182	155
Efrain Borges	66	202	23	202	202.23	54.0	34.0			
Doug Williamson	72	201	24	205	201.92	52.0	44.0	174	227	195
Austin O'Neal	66	214	13	214	214.61	49.5	38.5	215	182	238

### 5 - Bad Company Lane 6

Name	Gms	Avg	HDCP	Book Avg	True Average	Points Won	Points Lost	-1-	-2-	-3-
Matt Hecker	78	163	56	159	163.32	52.5	51.5	123	163	224
Dave Hecker	75	156	62	152	156.93	50.5	49.5	150	171	163
Anthony Ball	78	166	54	156	166.38	45.0	59.0	173	181	173
Kurt Hecker	81	193	31	195	193.37	53.0	55.0	164	191	187
Hayden Wyttenbach	12	156	62	166	155.42	6.0	10.0			





Mid County Lanes  
**\*\*10-Pin Rule Factored in Top of Recap\*\***

Week 29 Date 04/18/24

21-AARP		Avg=762		Week 29 Lane 9			
Avg	Name	HDCP	1	2	3	H*3	Total
148	Thea Stewart	69					207
204	Kenny Armstrong	22	189	193	153	66	601
202	Stefun Hawkins	23	192	222	181	69	664
208	Juston Yelverton	18	215	196	192	54	652
195	Ernest Anderson	29	152	168	235	87	642
				179			

13-Lucky 13		Avg=834		Week 29 Lane 10			
Avg	Name	HDCP	1	2	3	H*3	Total
188	Rob Teat	35	193	197	181	105	670
218	John Vickers	10	214	255	258	30	757
207	Forrest Watson	19					57
221	Ben Thompson	7	177	224	233	21	655
191	Shane Foskey	33	159	157	157	99	473
228	Ken Mitchell	1				3	522
				324			

Won <u>2</u>	Total		748	<del>811</del>	761		2288
	Handicap	<del>132</del>	92	92	92		276
Lost <u>17</u>	HDCP Total		840	843	853		2564

Won <u>17</u>	Total		743	<del>812</del>	829		2399
	Handicap	<del>71</del>	85	85	85		255
Lost <u>7</u>	HDCP Total		828	<del>812</del>	914		2654

Approved: *[Signature]* 3 1 1 2

Approved: *[Signature]* 3 5 5 4

Please turn in your scoresheets at the desk.

### Team Rosters

#### 21 - AARP Lane 9

Name	Gms	Avg	HDCP	Book Avg	True Average	Points Won	Points Lost	-1-	-2-	-3-
Thea Stewart	60	148	69	130	148.48	37.0	43.0	a138	a138	a138
Kenny Armstrong	68	204	22	205	204.26	43.0	48.0	207	223	243
Stefun Hawkins	84	202	23	210	202.98	52.0	60.0	197	175	215
Juston Yelverton	72	208	18	213	208.29	45.0	51.0	232	202	249
Ernest Anderson	21	195	29	182	195.95	16.0	12.0			

#### 13 - Lucky 13 Lane 10

Name	Gms	Avg	HDCP	Book Avg	True Average	Points Won	Points Lost	-1-	-2-	-3-
Rob Teat	63	188	35	190	188.33	42.0	46.0	194	152	126
John Vickers	9	218	10	217	218.78	7.0	5.0			
Forrest Watson	69	207	19	198	207.83	46.0	50.0	209	258	217
Ben Thompson	66	221	7	216	221.23	42.0	46.0	196	246	222
Shane Foskey	54	191	33	201	187.43	29.5	46.5	142	157	201
Ken Mitchell	3	bk228	1	228	211.67	1.0	7.0			

Mid County Lanes  
**\*\*10-Pin Rule Factored in Top of Recap\*\***

Week 29 Date 04/18/24

26-Chuck in Charge		Avg=831	Week 29 Lane 11				
Avg	Name	HDCP	1	2	3	H*3	Total
209	Chuck Wallace ①	17	219	248	194	51	601
186	Lisa Carr ②	37	234	162	201	111	602
219	CJ Hurst ③	9	174	204	211	27	589
217	Ethan Gray ④	11	216	231	169	33	616
<del>224</del>	<del>John Wallace</del>	<del>5</del>	<del>---</del>	<del>---</del>	<del>---</del>	<del>15</del>	<del>---</del>

20-Team 20		Avg=743	Week 29 Lane 12				
Avg	Name	HDCP	1	2	3	H*3	Total
171	<del>James Farley</del>	<del>50</del>	<del>---</del>	<del>---</del>	<del>---</del>	<del>---</del>	<del>150</del>
193	Tyrone Dallas ③	31	147	213	227	93	587
203	T J Foltz ④	22	225	209	165	66	597
176	Vergenus Baker ①	45	141	174	193	135	508
206	Bobby Maxwell ②	20	257	239	154	60	650

Won 10	Total		848	845	775		2468
	Handicap	74	74	74	74		222
Lost 14	HDCP Total		922	919	849		2690

Won 14	Total		770	833	739		2342
	Handicap	148	118	118	118		354
Lost 10	HDCP Total		888	951	857		2696

Approved: 4  2  1  5

Approved: 2  4  5  3

Please turn in your scoresheets at the desk.

### Team Rosters

#### 26 - Chuck in Charge Lane 11

Name	Gms	Avg	HDCP	Book Avg	True Average	Points Won	Points Lost	-1-	-2-	-3-
Chuck Wallace	60	209	17	212	209.80	46.0	34.0	226	193	216
Lisa Carr	75	186	37	186	186.88	47.5	52.5	194	190	177
CJ Hurst	75	219	9	224	219.72	50.5	49.5	201	257	212
Ethan Gray	69	217	11	219	217.75	45.0	47.0	193	257	238
John Wallace	18	224	5	218	224.67	12.0	12.0			

#### 20 - Team 20 Lane 12

Name	Gms	Avg	HDCP	Book Avg	True Average	Points Won	Points Lost	-1-	-2-	-3-
James Farley	51	171	50	---	171.88	41.5	26.5	204	155	223
Tyrone Dallas	81	193	31	184	193.78	49.5	58.5	258	169	138
T J Foltz	81	203	22	193	203.81	50.5	57.5	172	173	239
Vergenus Baker	27	176	45	---	176.52	22.0	14.0			
Bobby Maxwell	45	206	20	188	206.76	31.0	30.0	226	225	190

Mid County Lanes  
**\*\*10-Pin Rule Factored in Top of Recap\*\***

Week 29 Date 04/18/24

4-We Hate Each Other		Avg=801		Week 29 Lane 13		
Avg	Name	HDCP	1	2	3	H*3 Total
196	Mike Simpson	28	187	186	227	84 684
196	Jim Mosuly	28	215	164	225	84 688
217	Jake Warwick	11	160	213	199	33 605
192	Joe Simpson	32	157	211	166	96 630
<del>174</del>	<del>Jamie Spicer</del>	<del>47</del>				<del>141</del>

15-Team 15		Avg=808		Week 29 Lane 14		
Avg	Name	HDCP	1	2	3	H*3 Total
212	James Bailey Sr	15	—	—	—	45 —
199	Joe Dagg	26	—	—	—	78 —
193	Rich Lucas	31	—	—	—	93 —
204	John Miller (2)	22	206	217	213	66 702
214	Andy Snellings (2)	13	188	151	218	39 636
206	Tom Hirst (1)	20	169	209	160	60 598
248	Gary McLonogue (3)	0	243	215	191	649

Won 12	Total	719	774	817	
	Handicap	99	99	99	
Lost 12	HDCP Total	318	873	916	2607

Won 12	Total	806	832	596	
	Handicap	94	55	55	
Lost 12	HDCP Total	861	887	624	2585

Approved:

Approved:

Please turn in your scoresheets at the desk.

### Team Rosters

#### 4 - We Hate Each Other Lane 13

Name	Gms	Avg	HDCP	Book Avg	True Average	Points Won	Points Lost	-1-	-2-	-3-
Mike Simpson	72	196	28	194	196.14	51.0	45.0	193	202	181
Jim Mosuly	81	196	28	199	196.86	63.0	45.0	201	195	191
Jake Warwick	63	217	11	204	217.65	43.0	41.0	236	200	253
Joe Simpson	69	192	32	184	192.10	50.0	42.0	183	185	208
Jamie Spicer	45	174	47	—	174.13	31.0	29.0			

#### 15 - Team 15 Lane 14

Name	Gms	Avg	HDCP	Book Avg	True Average	Points Won	Points Lost	-1-	-2-	-3-
James Bailey Sr	72	212	15	214	212.33	52.5	43.5	232	184	155
Joe Dagg	69	199	26	198	199.28	43.5	48.5	216	166	172
Rich Lucas	54	193	31	192	193.44	35.0	37.0	171	222	141
John Miller	45	204	22	184	204.51	39.5	20.5			
Andy Snellings	69	214	13	197	214.75	57.5	34.5	172	225	209
Tom Hirst	9	206	20	195	206.89	5.0	7.0			



# Bally's Classic - Lanes 15-16



DOVER

Mid County Lanes  
 \*\*10-Pin Rule Factored in Top of Recap\*\*

Week 29 Date 04/18/24

24-Knuckles Deep		Avg=778	Week 29 Lane 15			
Avg	Name	HDCP	1	2	3	H*3 Total
187	Matt Hammond ①	36	192	193	145	108 638
201	Pat Hogan ③	24	171	180	214	72 665
190	Scott Howard ②	34	181	139	184	102 605
200	Shawn Bey ④	25	183	174	173	75 630
183	Shaqueal Rouse	39				117

7-Lucky Strikes		Avg=689	Week 29 Lane 16			
Avg	Name	HDCP	1	2	3	H*3 Total
153	Hermond Walker ①	65	139	153	183	195 675
165	Cindy Bouwmans ②	55	194	170	182	165 646
180	Fran Duphily ③	42	195	168	182	126 631
191	Tom Reis ④	33	222	181	172	99 675
130	Maggie Beattie	85				255

Won 4	Total		711	716		2154
Lost 20	Handicap	119	119	119	119	2357
	HDCP Total		346	830	633	2511

Won 20	Total		750	677	719	2148
Lost 24	Handicap	195	195	195	196	585
	HDCP Total		945	867	914	2726

Approved: *CJ Bouwmans*

Approved: *[Signature]*

Please turn in your scoresheets at the desk.

BLS2023b (c)2024 by CDE Software

### Team Rosters

#### 24 - Knuckles Deep Lane 15

Name	Gms	Avg	HDCP	Book Avg	True Average	Points Won	Points Lost	-1-	-2-	-3-
Matt Hammond	45	187	36	181	187.27	34.5	25.5			
Pat Hogan	78	201	24	210	201.77	47.0	57.0	175	208	217
Scott Howard	84	190	34	187	190.85	52.0	60.0	154	198	170
Shawn Bey	81	200	25	189	200.40	51.0	57.0	213	179	210
Shaqueal Rouse	42	183	39	193	182.69	26.0	30.0	133	195	163

#### 7 - Lucky Strikes Lane 16

Name	Gms	Avg	HDCP	Book Avg	True Average	Points Won	Points Lost	-1-	-2-	-3-
Hermond Walker	81	153	65	146	153.91	40.5	67.5	151	158	147
Cindy Bouwmans	72	165	55	166	165.71	42.0	54.0	160	171	173
Fran Duphily	81	180	42	190	168.99	24.5	83.5	236	184	161
Tom Reis	84	191	33	190	191.62	45.0	67.0	177	211	225
Maggie Beattie	12	130	85	126	130.83	3.0	13.0			



# Bally's Classic - Lanes 17-18



DOVER

Mid County Lanes  
 \*\*10-Pin Rule Factored in Top of Recap\*\*

Week 29 Date 04/18/24

31-Sure 2 Win		Avg=759		Week 29 Lane 17			
Avg	Name	HDCP	1	2	3	H*3	Total
192	Charles Tilghman <sup>1</sup>	32	203	222	38	96	659
155	Celeste Perry	63	/	/	/	189	/
199	Keith Perry <sup>4</sup>	26	194	183	177	78	629
213	Walt Parker	14	/	/	/	42	/
196	Jawara Jones <sup>3</sup>	28	202	179	227	84	692
179	Stephanie Jones	43	/	/	/	129	/
189	Gwen Washington <sup>2</sup>	34	198	174	207	102	681

8-Door Mats		Avg=802		Week 29 Lane 18			
Avg	Name	HDCP	1	2	3	H*3	Total
216	Mike Anderson	11	187	227	153	33	600
184	Jerry Lowe	39	158	190	169	117	634
197	Mike Brink	28	194	208	178	84	664
205	Matthew Bitler	21	244	143	277	63	727
233	Mark Cliniff	0				0	
	Chuck Gatrell	0					

Won	17	Total		793	758	749	2300
		Handicap	135	120	120	120	360
Lost	7	HDCP Total		913	878	869	2660

Won	7	Total		783	768	777	2328
		Handicap	99	99	99	99	297
Lost	17	HDCP Total		882	867	876	2625

5 4 3 5

1 2 0 1

Approved: Jerry Lowe

Approved: [Signature]

Please turn in your scoresheets at the desk.

BLS2023b (c)2024 by CDE Software

## Team Rosters

### 31 - Sure 2 Win Lane 17

Name	Gms	Avg	HDCP	Book Avg	True Average	Points Won	Points Lost	-1-	-2-	-3-
Charles Tilghman	81	192	32	188	192.63	50.5	57.5	147	191	233
Celeste Perry	6	bk155	63	155	141.67		8.0			
Keith Perry	81	199	26	193	199.00	45.5	62.5	252	170	154
Walt Parker	65	213	14	207	213.72	56.0	31.0	217	253	244
Jawara Jones	57	196	28	183	196.23	41.0	35.0	157	247	173
Stephanie Jones	18	179	43	—	179.50	7.0	17.0			
Gwen Washington	6	bk189	34	189	210.17	6.0	2.0			

### 8 - Door Mats Lane 18

Name	Gms	Avg	HDCP	Book Avg	True Average	Points Won	Points Lost	-1-	-2-	-3-
Mike Anderson	75	216	11	202	216.72	67.5	32.5	244	258	226
Jerry Lowe	75	184	39	180	184.25	54.0	46.0	195	179	146
Mike Brink	78	197	28	195	197.51	51.5	52.5	221	205	205
Matthew Bitler	84	205	21	206	205.26	60.5	51.5	242	240	203
Mark Cliniff	24	233	0	—	233.71	19.0	13.0			
Chuck Gatrell	0	0	0	—						

Mid County Lanes  
**\*\*10-Pin Rule Factored in Top of Recap\*\***

Week 29 Date 04/18/24

23-NutButton.com		Avg=836	Week 29 Lane 19				
Avg	Name	HDCP	1	2	3	H*3	Total
166	Sydney Delp	54	171	196	214	162	743
231	Matthew Ward	0	216	247	196	0	659
223	Ethan Driver	5	189	228	217	15	649
216	Cade Williamson	11	289	224	226	33	779

22-Strictly Bizness		Avg=799	Week 29 Lane 20				
Avg	Name	HDCP	1	2	3	H*3	Total
196	Tim Cambridge 2	28	192	237	246	84	759
203	Aaron Money 3	22	246	206	217	66	735
184	Kenny Guy 1	39	226	167	179	117	689
216	Andrew Timmons 4	11	143	205	203	33	584
186	Jay Ayers	37					111

Won 14	Total		865	895	853		2613
	Handicap	70	70	70	70		210
Lost 10	HDCP Total		935	965	923		2823

Won 10	Total		807	815	845		2467
	Handicap	100	100	100	100		300
Lost 14	HDCP Total		907	915	945		2767

Approved: \_\_\_\_\_

Approved: *[Signature]*

**Please turn in your scoresheets at the desk.**

### Team Rosters

#### 23 - NutButton.com Lane 19

Name	Gms	Avg	HDCP	Book Avg	True Average	Points Won	Points Lost	-1-	-2-	-3-
Sydney Delp	81	166	54	---	166.15	54.0	54.0	170	175	177
Matthew Ward	81	231	0	221	231.16	62.5	45.5	213	245	279
Ethan Driver	81	223	5	225	223.51	59.0	49.0	167	155	248
Cade Williamson	75	216	11	226	216.03	51.0	49.0	246	191	211

#### 22 - Strictly Bizness Lane 20

Name	Gms	Avg	HDCP	Book Avg	True Average	Points Won	Points Lost	-1-	-2-	-3-
Tim Cambridge	81	196	28	206	196.11	54.0	54.0	172	195	172
Aaron Money	78	203	22	201	203.85	45.0	59.0	204	195	192
Kenny Guy	63	184	39	186	184.10	40.0	44.0	165	171	190
Andrew Timmons	63	216	11	212	216.16	36.0	48.0	202	200	231
Jay Ayers	24	186	37	196	185.08	11.0	21.0			

Mid County Lanes  
**\*\*10-Pin Rule Factored in Top of Recap\*\***

Week 29 Date 04/18/24

27-Livin' On A Spar		Avg=709	Week 29 Lane 21			
Avg	Name	HDCP	1	2	3	H*3 Total
153	Bernie Connor	65	198	139	157	195 689
182	Mickey Connor	40	214	197	173	120 704
182	Will Parker	40	191	161	161	120 633
192	Eric Hamann	32	189	202	192	96 679
179	Clint Welch	43				129

14-A\$\$HOLES		Avg=841	Week 29 Lane 22			
Avg	Name	HDCP	1	2	3	H*3 Total
178	<del>Olivia Laird</del> Kateri Elder	44	201	256	200	332 690
213	Tim Foltz	14	234	175	141	42 612
212	Drew Bowerson	15	248	226	229	45 748
238	Brian Elder	0	223	184	246	0 653
229	Jim Briggs	0				0
	<del>Olivia Laird</del>					35

Won <b>13</b>	Total					
	Handicap	177	177	177	177	531
Lost	HDCP Total		969	816	860	2705

Won <b>11</b>	Total					
	Handicap	40	40	40	40	160
Lost	HDCP Total		966	889	855	2710

Approved: 

Approved: *Bernie Connor*

Please turn in your scoresheets at the desk.

BLS2023b (c)2024 by CDE Software

### Team Rosters

#### 27 - Livin' On A Spar Lane 21

Name	Gms	Avg	HDCP	Book Avg	True Average	Points Won	Points Lost	-1-	-2-	-3-
Bernie Connor	69	153	65	152	153.28	48.5	43.5	149	150	117
Mickey Connor	81	182	40	172	182.57	60.5	47.5	183	<b>185</b>	<b>212</b>
Will Parker	72	182	40	187	182.50	44.0	52.0	189	184	178
Eric Hamann	72	192	32	194	192.33	42.0	54.0			
Clint Welch	30	179	43	185	179.87	23.0	17.0	166	148	<b>196</b>

#### 14 - A\$\$HOLES Lane 22

Name	Gms	Avg	HDCP	Book Avg	True Average	Points Won	Points Lost	-1-	-2-	-3-
Kateri Elder	50	178	44	185	178.14	30.0	37.0			
Tim Foltz	81	213	14	210	213.69	53.5	54.5	<b>213</b>	<b>200</b>	<b>206</b>
Drew Bowerson	81	212	15	222	212.57	58.0	50.0	<b>225</b>	173	<b>248</b>
Brian Elder	75	238	0	232	238.40	55.5	44.5	<b>265</b>	279	203
Jim Briggs	15	229	0	212	229.40	15.0	5.0			

Mid County Lanes

**\*\*10-Pin Rule Factored in Top of Recap\*\***

Week 29 Date 04/18/24

11-Team 11		Avg=759		Week 29 Lane 23				
Avg	Name	HDCP	1	2	3	H*3	Total	
144	Jennifer Simms	73	(115)	106	(161)	219	(651)	
178	Eric Simms	44	(256)	(256)	(176)	132	(820)	
206	Justice Simms	20	(217)	(242)	(180)	60	(729)	
231	Christion Simms	0	(257)	(194)	(231)	0	(692)	

2-Pocket Pounders		Avg=793		Week 29 Lane 24				
Avg	Name	HDCP	1	2	3	H*3	Total	
192	Carter Dillon (2)	32	196	211	169	96	672	
190	Gerald Dillon (3)	34	191	154	(180)	102	627	
199	Otha Demby	26				78		
212	Steve Rucker (4)	15	233	152	182	45	612	
190	Kevin Roberts	34				102		
172	Chase Dillon (1)	49	135	(142)	167	147	641	

Won 22	Total		885	848	748		2481
	Handicap	137	137	137	137		411
Lost 2	HDCP Total		(1022)	(985)	(883)		(2892)

Won 2	Total		755	709	648		2160
	Handicap	<del>107</del>	130	130	130		390
Lost 22	HDCP Total		885	839	828		2552

Approved: Paul Ode

Approved: [Signature]

**Please turn in your scoresheets at the desk.**

### Team Rosters

#### 11 - Team 11 Lane 23

Name	Gms	Avg	HDCP	Book Avg	True Average	Points Won	Points Lost	-1-	-2-	-3-
Jennifer Simms	81	144	73	—	144.41	47.0	61.0	a134	a134	a134
Eric Simms	81	178	44	—	178.86	42.5	65.5			
Justice Simms	63	206	20	—	206.98	44.0	40.0	213	176	190
Christion Simms	78	231	0	225	231.81	51.5	52.5	237	244	155

#### 2 - Pocket Pounders Lane 24

Name	Gms	Avg	HDCP	Book Avg	True Average	Points Won	Points Lost	-1-	-2-	-3-
Carter Dillon	72	192	32	199	192.08	43.0	53.0	193	148	160
Gerald Dillon	36	190	34	200	183.28	14.0	34.0	196	184	169
Otha Demby	78	199	26	201	199.24	36.0	68.0	178	178	217
Steve Rucker	84	212	15	222	208.05	43.0	69.0	191	214	152
Kevin Roberts	30	190	34	200	188.30	15.0	25.0			





Mid County Lanes  
**\*\*10-Pin Rule Factored in Top of Recap\*\***

Week 29 Date 04/18/24


25-Team 25		Avg=808	Week 29 Lane 27				
Avg	Name	HDCP	1	2	3	H*3	Total
1	200 Deena Koontz	25	203	195	180	75	653
	190 Kayla Tam	34				102	
3	207 Lynne Dellis	19	228	196	194	57	675
4	211 Bruce Morris	16	248	223	163	48	682
	176 Richie Casalvera	45				135	
2	211 Pat Connor	16	161	189	215	48	613

18-Tree Inc.		Avg=800	Week 29 Lane 28				
Avg	Name	HDCP	1	2	3	H*3	Total
1	193 Gene Messick	31	257	147	156	93	653
2	198 Chris Birch Sr.	27	219	169	185	81	654
4	202 Michael Dyer	23	157	256	194	69	676
3	207 Steve Samluk Sr	19	206	218	167	57	648
	203 Steve Samluk Jr	22				66	

Won 11 1/2	Total	76	840	803	752		2395
	Handicap	.94					
Lost 12 1/2	HDCP Total		916	879	828		2623

Won 12 1/2	Total		839	790	702		2331
	Handicap	100					
Lost 11 1/2	HDCP Total		939	890	802		2631

Approved:  [2] [2] [5] [34]

Approved:  [4] [4] [1] [37]

Please turn in your scoresheets at the desk.

### Team Rosters

#### 25 - Team 25 Lane 27

Name	Gms	Avg	HDCP	Book Avg	True Average	Points Won	Points Lost	-1-	-2-	-3-
Deena Koontz	15	200	25	190	200.87	14.0	6.0			
Kayla Tam	66	190	34	189	190.83	38.0	50.0	188	141	181
Lynne Dellis	78	207	19	200	207.17	61.0	43.0	219	221	214
Bruce Morris	78	211	16	203	211.92	51.5	52.5	201	220	188
Richie Casalvera	75	176	45	178	176.39	52.0	48.0			

#### 18 - Tree Inc. Lane 28

Name	Gms	Avg	HDCP	Book Avg	True Average	Points Won	Points Lost	-1-	-2-	-3-
Gene G. Messick	78	193	31	194	193.26	60.5	43.5	208	163	204
Chris Birch Sr.	66	198	27	201	198.36	53.5	34.5	175	186	185
Michael Dyer	63	202	23	211	202.79	43.0	41.0			
Steve D. Samluk Sr	81	207	19	205	207.73	60.5	47.5	219	193	258
Steve D. Samluk Jr	39	203	22	192	203.67	32.0	20.0	221	242	178

Mid County Lanes  
 \*\*10-Pin Rule Factored in Top of Recap\*\*


Week 29 Date 04/18/24


6-Thumb & Dumber		Avg=867	Week 29 Lane 29				
Avg	Name	HDCP	1	2	3	H*3	Total
215	Larry Hall ①	12	204	226	224	36	690
196	Loren Wozney ②	28	156	188	158	84	586
218	Jacob Jensen ③	10	161	159	252	30	610
238	Matt Wozney ④	0	190	224	267	0	683

3-Take Frank's Mon		Avg=855	Week 29 Lane 30				
Avg	Name	HDCP	1	2	3	H*3	Total
211	Pete Lefevre	16					48
219	Frank Jones ①	9	243	208	173	27	651
205	Kevin Burchett ②	21	259	238	237	63	797
220	Derrick Stanley ④	8	178	181	199	24	582
187	Terri Sill	36					108
210	Jessica Stewart ③	17	219	189	225	51	684

Won 10	Total		719	799	901		2569
Lost 14	Handicap	50	50	50	50		
	HDCP Total		769	849	951		2569

Won 14	Total		899	816	834		2714
Lost 10	Handicap	55	55	55	55		
	HDCP Total		954	871	889		2714

Approved:    
 Please turn in your scoresheets at the desk.

Approved:    
 BLS2023b (c) 2024 by CDE Software

### Team Rosters

#### 6 - Thumb & Dumber Lane 29

Name	Gms	Avg	HDCP	Book Avg	True Average	Points Won	Points Lost	-1-	-2-	-3-
Larry Hall	81	215	12	213	215.75	61.5	46.5	179	247	268
Loren Wozney	57	196	28	189	196.05	41.5	34.5	182	181	147
Jacob Jensen	81	218	10	205	218.59	56.0	52.0	265	265	244
Matt Wozney	78	238	0	229	238.59	63.0	41.0	246	243	217

#### 3 - Take Frank's Mon Lane 30

Name	Gms	Avg	HDCP	Book Avg	True Average	Points Won	Points Lost	-1-	-2-	-3-
Pete Lefevre	27	211	16	—	211.74	21.5	14.5			
Frank Jones	78	219	9	221	219.55	53.5	50.5	241	175	247
Kevin Burchett	36	205	21	—	205.25	28.0	20.0	203	192	181
Derrick Stanley	72	220	8	—	220.03	58.5	37.5	204	235	196
Terri Sill	41	187	36	186	187.51	24.0	31.0	198	169	203
Jessica Stewart	60	210	17	211	210.42	36.0	44.0			

Mid County Lanes  
 \*\*10-Pin Rule Factored in Top of Recap\*\*

Week 29 Date 04/18/24

16-Probably Maybe		Avg=802	Week 29 Lane 31				
Avg	Name	HDCP	1	2	3	H*3	Total
169	Alyssa Gray	51				153	
199	Shawn Rutter	26	142	171	150	78	541
210	Rodney Smith	17	203	240	156	51	650
224	Chad Whiteman	5	212	219	212	15	663
	NEAL LEWIS	23	150	138	211	69	568

19-Why You Mad??		Avg=901	Week 29 Lane 32				
Avg	Name	HDCP	1	2	3	H*3	Total
214	Robert Cook	13	154	190	205	39	588
214	Chang Kim	13	214	135	233	39	621
226	Rob LaBrake	3	170	179	218	9	576
247	Stevie Weber	0	244	247	240	0	753
212	Chuck Dixon	15				45	

Won 8	Total	662	768	729	2159
	Handicap	99	71	71	71
Lost 16	HDCP Total	733	839	800	2372

Won 16	Total	804	622	751	896	2451
	Handicap	29	29	29	29	116
Lost 8	HDCP Total	833	833	780	925	2538

Approved: 2 4 1 21

Approved: 4 2 5 5

Please turn in your scoresheets at the desk.

### Team Rosters

#### 16 - Probably Maybe Lane 31

Name	Gms	Avg	HDCP	Book Avg	True Average	Points Won	Points Lost	-1-	-2-	-3-
Alyssa Gray	78	169	51	170	169.73	47.5	56.5	157	215	151
Shawn Rutter	84	199	26	198	199.38	58.5	53.5	194	196	193
Rodney Smith	78	210	17	212	210.27	67.0	37.0	229	248	203
Chad Whiteman	75	224	5	222	224.51	57.0	43.0	266	194	224

#### 19 - Why You Mad?? Lane 32

Name	Gms	Avg	HDCP	Book Avg	True Average	Points Won	Points Lost	-1-	-2-	-3-
Robert Cook	78	214	13	218	214.46	64.0	40.0	167	218	278
Chang Kim	84	214	13	221	214.43	50.0	62.0	211	181	184
Rob LaBrake	83	226	3	232	226.93	68.5	42.5	257	270	191
Stevie Weber	69	247	0	237	247.17	70.0	22.0	264	259	248
Chuck Dixon	21	212	15	214	212.71	16.0	12.0			