


Mid County Lanes
****10-Pin Rule Factored in Top of Recap****

Week 27 Date 04/04/24

3-Take Frank's Mon		Avg=837	Week 27 Lane 1				
Avg	Name	HDCP	1	2	3	H*3	Total
187	Terri Sill	36				108	
220	Frank Jones (2)	8	190	163	237	24	604
220	Derrick Stanley (4)	8	200	204	218	24	646
210	Jessica Stewart	17				51	
209	Pete Lefevre (1)	17	234	244	205	51	734
208	Kevin Burchett (3)	18	166	226	155	54	601
Won 9	Total		990	837	815		2442
	Handicap	69	51	51	51	153	153
Lost 15	HDCP Total		841	888	866		2603

14-A\$\$HOLES		Avg=843	Week 27 Lane 2				
Avg	Name	HDCP	1	2	3	H*3	Total
179	Kateri Elder	43	167	122	X	129	375
213	Tim Foltz	14	259	224	222	42	747
213	Drew Bowerson	14	202	190	194	42	628
238	Brian Elder	0	246	193	215	0	654
229	Jim Briggs	0				0	
	mikey Gilman (1)	0			224	0	224
Won 15	Total		874	729	855		2458
	Handicap	71	71	71	28	213	
Lost 9	HDCP Total		945	800	883		2595

Approved:  [1] [5] [2] [1] 2595

Approved:  [5] [1] [4] [5] [2] [62]

Please turn in your scoresheets at the desk.

BLS2023b (c)2024 by CDE Software

Team Rosters

3 - Take Frank's Mon Lane 1

Name	Gms	Avg	HDCP	Book Avg	True Average	Points Won	Points Lost	-1-	-2-	-3-
Terri Sill	38	187	36	186	187.32	20.0	31.0			
Frank Jones	72	220	8	221	220.44	49.5	46.5			
Derrick Stanley	66	220	8	—	220.98	50.5	37.5	211	206	223
Jessica Stewart	60	210	17	211	210.42	40.0	40.0	235	244	207
Pete Lefevre	24	209	17	—	209.75	17.5	14.5	221	206	183
Kevin Burchett	30	208	18	—	208.87	26.0	14.0			

14 - A\$\$HOLES Lane 2

Name	Gms	Avg	HDCP	Book Avg	True Average	Points Won	Points Lost	-1-	-2-	-3-
Kateri Elder	48	179	43	185	179.54	30.0	34.0			
Tim Foltz	75	213	14	210	213.13	46.5	53.5	186	164	193
Drew Bowerson	75	213	14	222	213.15	53.0	47.0	215	158	223
Brian Elder	69	238	0	232	238.83	52.5	39.5	253	237	203
Jim Briggs	15	229	0	212	229.40	15.0	5.0			

Mid County Lanes
****10-Pin Rule Factored in Top of Recap****

Week 27 Date 04/04/24

25-Team 25		Avg=809		Week 27 Lane 3			
Avg	Name	HDCP	1	2	3	H*3	Total
200	Deena Koontz	25				75	
2	192 Kayla Tam	32	161	204	188	96	649
3	206 Lynne Dellis	20	164	224	227	60	675
4	211 Bruce Morris	16	237	194	233	48	712
1	176 Richie Casalvera	45	169	148	181	135	633
Total		113	731	770	829		2330
Handicap		93					
HDCP Total			844	883	942		2669

29-Unholy Alliance		Avg=869		Week 27 Lane 4			
Avg	Name	HDCP	1	2	3	H*3	Total
214	Mark Butler	13				39	
4	221 Adam Bruns	7	212	196	235	21	664
2	215 Marilyn Alaniz	12	278	191	152	36	657
3	219 Noah Wydeven	9	235	276	214	27	752
	239 Danny Mitchell	0				0	
1	212 Olivia Laird	15	252	277	229	45	803
Total		43	977	940	820		2747
Handicap		41					
HDCP Total			1020	983	873		2876

Approved:

Approved:

Please turn in your scoresheets at the desk.

Team Rosters

25 - Team 25 Lane 3

Name	Gms	Avg	HDCP	Book Avg	True Average	Points Won	Points Lost	-1-	-2-	-3-
Deena Koontz	15	200	25	190	200.87	14.0	6.0			
Kayla Tam	60	192	32	189	192.20	34.0	46.0	184	227	152
Lynne Dellis	72	206	20	200	206.81	58.0	38.0	195	244	201
Bruce Morris	72	211	16	203	211.90	49.5	46.5	223	219	236
Richie Casalvera	72	176	45	178	176.82	57.0	39.0	194	157	147

29 - Unholy Alliance Lane 4

Name	Gms	Avg	HDCP	Book Avg	True Average	Points Won	Points Lost	-1-	-2-	-3-
Mark Butler	72	214	13	202	214.14	52.5	43.5	205	223	213
Adam Bruns	57	221	7	218	221.68	38.0	38.0	205	187	279
Marilyn Alaniz	50	215	12	224	215.50	31.0	36.0			
Noah Wydeven	54	219	9	220	219.57	38.0	34.0			
Danny Mitchell	24	239	0	227	239.88	24.0	8.0			

Mid County Lanes
****10-Pin Rule Factored in Top of Recap****

Week 27 Date 04/04/24

8-Door Mats		Avg=798	Week 27 Lane 5				
Avg	Name	HDCP	1	2	3	H*3	Total
214	Mike Anderson ¹	13	247	220	226	39	
184	Jerry Lowe	39				117	
197	Mike Brink ²	28	193	167	181	84	
203	Matthew Bitler ⁴	22	188	248	237	66	
235	Mark Cliniff ³	0	182	246	231	0	
	Chuck Gatrell	0					

11-Team 11		Avg=761	Week 27 Lane 6				
Avg	Name	HDCP	1	2	3	H*3	Total
144	Jennifer Simms	73	182	127	152	219	
178	Eric Simms	44	161	198	179	132	
207	Justice Simms	19	207	256	170	57	
232	Christion Simms	0	210	212	257	0	

Won	Total		810	881	875	
	Handicap	102	63	63	63	
Lost	HDCP Total		873	944	938	

Won	Total		760	793	758	
	Handicap	136	136	136	136	
Lost	HDCP Total		896	929	899	

Approved: _____

Approved:

2 1/2 1/4 5

3 2 1

Please turn in your scoresheets at the desk.

BLS2023b (c)2024 by CDE Software

Team Rosters

8 - Door Mats Lane 5

Name	Gms	Avg	HDCP	Book Avg	True Average	Points Won	Points Lost	-1-	-2-	-3-
Mike Anderson	69	214	13	202	214.97	59.5	32.5	235	190	206
Jerry Lowe	72	184	39	180	184.71	53.0	43.0	204	211	205
Mike Brink	72	197	28	195	197.69	46.5	49.5	212	222	269
Matthew Bitler	78	203	22	206	203.64	54.0	50.0	189	225	208
Mark Cliniff	21	235	0	---	235.71	18.0	10.0			
Chuck Gatrell	0	0	0	---						

11 - Team 11 Lane 6

Name	Gms	Avg	HDCP	Book Avg	True Average	Points Won	Points Lost	-1-	-2-	-3-
Jennifer Simms	78	144	73	---	144.05	47.0	57.0	131	152	113
Eric Simms	78	178	44	---	178.85	39.5	64.5	147	220	163
Justice Simms	57	207	19	---	207.51	40.0	36.0	181	220	159
Christion Simms	72	232	0	225	232.86	49.0	47.0	236	232	237

Mid County Lanes
****10-Pin Rule Factored in Top of Recap****

Week 27 Date 04/04/24

2-Pocket Pounders		Avg=773		Week 27 Lane 7			
Avg	Name	HDCP	1	2	3	H*3	Total
195	Carter Dillon	1	29	175	118	141	87 521
190	Kevin Roberts	34					102
198	Otha Demby	3	27	166	226	275	81 748
190	Gerald Dillon	2	34	168	213	171	102 654
212	Steve Rucker	4	15	214	201	224	45 684

9-Just Bowl		Avg=797		Week 27 Lane 8			
Avg	Name	HDCP	1	2	3	H*3	Total
184	Aaron Wallace	1	39	196	204	190	117 707
185	Rich Owens	2	38	136	213	192	114 655
211	Mike Cline	16					48
217	Mike Beck	4	11	224	226	167	33 650
220	Leon Stark	3	8	222	189	178	24 613

Won 8	Total	723				
	Handicap	124	105	105	105	
Lost 16	HDCP Total	828	863	916		2607

Won 16	Total	778				
	Handicap	104	96	96	96	
Lost 8	HDCP Total	879	928	823		2625

Approved:

Approved:

Please turn in your scoresheets at the desk.

Team Rosters

2 - Pocket Pounders Lane 7

Name	Gms	Avg	HDCP	Book Avg	True Average	Points Won	Points Lost	-1-	-2-	-3-
Carter Dillon	66	195	29	199	195.38	43.0	45.0	139	182	200
Kevin Roberts	30	190	34	200	188.30	15.0	25.0			
Otha Demby	72	198	27	201	198.63	32.0	64.0	183	211	224
Gerald Dillon	30	190	34	200	183.23	9.0	31.0			
Steve Rucker	78	212	15	222	208.72	40.0	64.0	195	234	160

9 - Just Bowl Lane 8

Name	Gms	Avg	HDCP	Book Avg	True Average	Points Won	Points Lost	-1-	-2-	-3-
Aaron Wallace	78	184	39	176	184.72	49.5	54.5	195	168	180
Rich Owens	42	185	38	159	185.07	36.0	20.0	198	204	187
Mike Cline	78	211	16	211	211.97	50.0	54.0	208	204	239
Mike Beck	75	217	11	207	217.83	50.0	50.0	182	238	256
Leon Stark	30	220	8	216	220.47	19.0	21.0			

Mid County Lanes
****10-Pin Rule Factored in Top of Recap****

Week 27 Date 04/04/24

31-Sure 2 Win		Avg=758	Week 27 Lane 9				
Avg	Name	HDCP	1	2	3	H*3	Total
193	Charles Tilghman ^①	31	189	155	190	93	627
155	Celeste Perry	63				189	
199	Keith Perry ^③	26	222	205	169	78	674
211	Walt Parker ^④	16	215	235	237	48	735
196	Jawara Jones ^②	28	189	176	202	84	651
179	Stephanie Jones	43				129	
189	Gwen Washington	34				102	

23-NutButton.com		Avg=835	Week 27 Lane 10				
Avg	Name	HDCP	1	2	3	H*3	Total
165	Sydney Delp	55	199	188	172	165	724
230	Matthew Ward	0	211	204	253	0	668
224	Ethan Driver	5	229	178	268	15	690
216	Cade Williamson	11	194	214	201	33	642

Won $11\frac{1}{2}$	Total		815	771	798		2387
	Handicap	136	101	101	101		303
Lost $12\frac{1}{2}$	HDCP Total		916	872	829		2617

Won $12\frac{1}{2}$	Total		833	784	894		2511
	Handicap	71	71	71	71		283
Lost $11\frac{1}{2}$	HDCP Total		904	855	965		2724

Approved: _____

Approved: _____

Please turn in your scoresheets at the desk.

BLS2023b (c)2024 by CDE Software

Team Rosters

31 - Sure 2 Win Lane 9

Name	Gms	Avg	HDCP	Book Avg	True Average	Points Won	Points Lost	-1-	-2-	-3-
Charles Tilghman	75	193	31	188	193.31	50.5	49.5	255	253	159
Celeste Perry	6	bk155	63	155	141.67		8.0			
Keith Perry	75	199	26	193	199.29	42.5	57.5	177	169	202
Walt Parker	59	211	16	207	211.71	50.0	29.0	255	238	185
Jawara Jones	51	196	28	183	196.88	36.5	31.5			
Stephanie Jones	18	179	43	—	179.50	7.0	17.0			
Gwen Washington	6	bk189	34	189	210.17	6.0	2.0	166	244	232

23 - NutButton.com Lane 10

Name	Gms	Avg	HDCP	Book Avg	True Average	Points Won	Points Lost	-1-	-2-	-3-
Sydney Delp	75	165	55	—	165.03	46.0	54.0	166	213	129
Matthew Ward	75	230	0	221	230.92	57.0	43.0			
Ethan Driver	75	224	5	225	224.79	56.0	44.0	174	279	173
Cade Williamson	69	216	11	226	216.59	48.0	44.0	234	193	212

Mid County Lanes
****10-Pin Rule Factored in Top of Recap****

Week 27 Date 04/04/24

22-Strictly Bizness		Avg=799		Week 27 Lane 11			
Avg	Name	HDCP	1	2	3	H*3	Total
196	Tim Cambridge	28	203	222	213	84	722
203	Aaron Money	22	180	209	257	66	712
184	Kenny Guy	39	174	193	200	117	684
216	Andrew Timmons	11	244	227	191	33	695
186	Jay Ayers	37				111	

19-Why You Mad??		Avg=897		Week 27 Lane 12			
Avg	Name	HDCP	1	2	3	H*3	Total
213	Robert Cook	14	268	237	212	42	759
214	Chang Kim	13	224	255	224	39	742
225	Rob LaBrake	4	245	269	259	12	785
245	Stevie Weber	0	269	300	256	0	825
212	Chuck Dixon	15				45	

Won <u>3</u>	Total		801	851	861		2513
	Handicap	100					
Lost <u>21</u>	HDCP Total		901	951	961		2813

Won <u>21</u>	Total		1006	1061	951		3018
	Handicap	31					
Lost <u>3</u>	HDCP Total		1037	1092	982		3111

Approved:

Approved:

Please turn in your scoresheets at the desk.

BLS2023b (c)2024 by CDE Software

Team Rosters

22 - Strictly Bizness Lane 11

Name	Gms	Avg	HDCP	Book Avg	True Average	Points Won	Points Lost	-1-	-2-	-3-
Tim Cambridge	75	196	28	206	193.44	49.0	51.0	170	218	218
Aaron Money	72	203	22	201	203.65	41.0	55.0	204	192	188
Kenny Guy	57	184	39	186	184.30	38.0	38.0	141	238	167
Andrew Timmons	57	216	11	212	216.19	34.0	42.0			
Jay Ayers	24	186	37	196	185.08	11.0	21.0	167	216	218

19 - Why You Mad?? Lane 12

Name	Gms	Avg	HDCP	Book Avg	True Average	Points Won	Points Lost	-1-	-2-	-3-
Robert Cook	72	213	14	218	213.17	58.0	38.0	182	206	201
Chang Kim	78	214	13	221	214.53	44.0	60.0	222	242	172
Rob LaBrake	77	225	4	232	225.25	61.5	41.5	269	207	220
Stevie Weber	63	245	0	237	245.38	63.0	21.0	a235	a235	a235
Chuck Dixon	21	212	15	214	212.71	16.0	12.0	211	245	182

Mid County Lanes
****10-Pin Rule Factored in Top of Recap****

Week 27 Date 04/04/24

6-Thumb & Dumber		Avg=864	Week 27 Lane 13				
Avg	Name	HDCP	1	2	3	H*3	Total
213	Larry Hall	14	235	259	244	42	780
197	Loren Wozney	28	182	182	182	84	630
216	Jacob Jensen	11	247	214	257	33	751
238	Matt Wozney	0	222	222	279	0	723

16-Probably Maybe		Avg=799	Week 27 Lane 14				
Avg	Name	HDCP	1	2	3	H*3	Total
168	Alyssa Gray	52	163	201	205	156	725
199	Shawn Rutter	26	150	233	226	78	687
208	Rodney Smith	18	257	267	192	54	770
224	Chad Whiteman	5	237	254	194	15	700

Won	13	Total	886	877	962	2725
Lost	11	Handicap	53	53	53	159
		HDCP Total	939	930	1015	2884

Won	11	Total	807	955	817	2579
Lost	13	Handicap	101	101	101	303
		HDCP Total	908	1056	918	2882

Approved:

Approved: _____

Please turn in your scoresheets at the desk.

Team Rosters

6 - Thumb & Dumber Lane 13

Name	Gms	Avg	HDCP	Book Avg	True Average	Points Won	Points Lost	-1-	-2-	-3-
Larry Hall	75	213	14	213	213.92	54.5	45.5	234	166	179
Loren Wozney	54	197	28	189	197.50	40.5	31.5	202	193	177
Jacob Jensen	75	216	11	205	216.19	51.0	49.0	200	166	257
Matt Wozney	72	238	0	229	238.63	59.0	37.0	280	260	254

16 - Probably Maybe Lane 14

Name	Gms	Avg	HDCP	Book Avg	True Average	Points Won	Points Lost	-1-	-2-	-3-
Alyssa Gray	72	168	52	170	168.71	43.0	53.0	203	167	153
Shawn Rutter	78	199	26	198	199.44	58.5	45.5	194	219	192
Rodney Smith	72	208	18	212	208.40	61.0	35.0	216	237	229
Chad Whiteman	69	224	5	222	224.19	52.0	40.0	235	213	244

Bally's Classic - Lanes 15-16



Mid County Lanes
****10-Pin Rule Factored in Top of Recap****


Week 27 Date 04/04/24


27-Livin' On A Spar		Avg=710	Week 27 Lane 15			
Avg	Name	HDCP	1	2	3	H*3 Total
153	Bernie Connor	65	191	112	179	195 (677)
182	Mickey Connor	40	167	159	165	120 611
182	Will Parker	40	212	179	149	120 (660) 4
193	Eric Hamann	31	167	175	169	93 604 3
180	Clint Welch	42				126 2
			2	2	4	

18-Tree Inc.		Avg=802	Week 27 Lane 16			
Avg	Name	HDCP	1	2	3	H*3 Total
193	Gene Messick	31	213	174	194	93 674
199	Chris Birch Sr.	26				78
202	Michael Dyer	23	212	235	190	69 (706)
208	Steve Samluk Sr	18	189	180	134	54 557
203	Steve Samluk Jr	22	238	176	193	66 (668)
			4	4	4	

Won 10	Total					
Lost 14	Handicap	176	176	176	176	
	HDCP Total		913	801	(838)	255

Won 14	Total					
Lost 10	Handicap	98	94	94	94	
	HDCP Total		941	859	805	(2605)

Approved: 

Approved: 

Please turn in your scoresheets at the desk.

BLS2023b (c)2024 by CDE Software

Team Rosters

27 - Livin' On A Spar Lane 15

Name	Gms	Avg	HDCP	Book Avg	True Average	Points Won	Points Lost	-1-	-2-	-3-
Bernie Connor	63	153	65	152	153.62	45.5	38.5			
Mickey Connor	75	182	40	172	182.89	56.5	43.5	152	205	189
Will Parker	66	182	40	187	182.56	40.0	48.0	204	143	234
Eric Hamann	69	193	31	194	193.29	42.0	50.0	200	191	244
Clint Welch	27	180	42	185	180.96	22.0	14.0	213	189	190

18 - Tree Inc. Lane 16


Name	Gms	Avg	HDCP	Book Avg	True Average	Points Won	Points Lost	-1-	-2-	-3-
Gene G. Messick	72	193	31	194	193.31	58.5	37.5	203	249	159
Chris Birch Sr.	63	199	26	201	199.14	50.5	33.5	223	220	180
Michael Dyer	60	202	23	211	202.32	39.0	41.0	236	237	193
Steve D. Samluk Sr	75	208	18	205	208.71	58.5	41.5	202	205	192
Steve D. Samluk Jr	33	203	22	192	203.03	29.0	15.0			


Mid County Lanes
 10-Pin Rule Factored in Top of Recap

Week 27 Date 04/04/24

5-Bad Company		Avg=677	Week 27 Lane 17				
Avg	Name	HDCP	1	2	3	H*3	Total
163	Matt Hecker	56				168	2
156	Dave Hecker	62	197	159	158	186	3
165	Anthony Ball	55	169	170	214	165	4
193	Kurt Hecker	31	168	203	240	93	4
156	Hayden Wyttenbach	62				186	1
	Will Isaacs	6	173	235	176		1
Won 15	Total		707	767	788		2262
	Handicap	204	154	154	154		462
Lost 9	HDCP Total		861	921	942		2724

15-Team 15		Avg=813	Week 27 Lane 18				
Avg	Name	HDCP	1	2	3	H*3	Total
199	Joe Dagg	26	203	224	193	78	620
194	Rich Lucas	30	177	197	184	90	558
215	Andy Snellings	12				36	
205	John Miller	21	199	180	205	63	584
212	James Bailey Sr	15	183	236	250	45	669
206	Tom Hirst	20				60	
Won 9	Total		762	840	832		2434
	Handicap	89	92	92	92		276
Lost 15	HDCP Total		854	929	924		2707

Approved:  4 1 3 5

Approved:  2 5 1 1

Please turn in your scoresheets at the desk.

Team Rosters

5 - Bad Company Lane 17

Name	Gms	Avg	HDCP	Book Avg	True Average	Points Won	Points Lost	-1-	-2-	-3-
Matt Hecker	75	163	56	159	163.05	48.5	51.5			
Dave Hecker	69	156	62	152	156.12	44.5	47.5	162	159	171
Anthony Ball	72	165	55	156	165.25	42.0	54.0	161	224	135
Kurt Hecker	75	193	31	195	193.47	50.0	50.0	196	198	152
Hayden Wyttenbach	12	156	62	166	155.42	6.0	10.0			

15 - Team 15 Lane 18

Name	Gms	Avg	HDCP	Book Avg	True Average	Points Won	Points Lost	-1-	-2-	-3-
Joe Dagg	63	199	26	198	199.62	39.5	44.5	229	170	172
Rich Lucas	48	194	30	192	194.88	33.0	31.0	203	168	179
Andy Snellings	66	215	12	197	215.33	56.5	31.5	209	188	198
John Miller	42	205	21	184	205.21	38.5	17.5			
James Bailey Sr	66	212	15	214	212.85	47.5	40.5	200	254	247
Tom Hirst	9	206	20	195	206.89	5.0	7.0			

Mid County Lanes

****10-Pin Rule Factored in Top of Recap****

Week 27 Date 04/04/24

20-Team 20		Avg=742	Week 27 Lane 19				
Avg	Name	HDCP	1	2	3	H*3	Total
176	Vergenus Baker	45				135	
3	193 Tyrone Dallas	31	205	188	217	93	703
4	205 T J Foltz	21	150	151	227	63	591
1	168 James Farley	52	193	218	195	156	762
	206 Bobby Maxwell	20				60	
2	174 Desmo Nabil	47	169	164	164	171	633

21-AARP		Avg=760	Week 27 Lane 20				
Avg	Name	HDCP	1	2	3	H*3	Total
149	Thea Stewart	68	116	109	136	204	565
202	Kenny Armstrong	23	168	222	245	69	704
202	Stefun Hawkins	23	179	241	225	69	714
207	Juston Yelverton	19	255	196	181	57	659
	195 Ernest Anderson	29				87	

Won 10 1/2	Total	863	872	954	2659
13 1/2	Handicap	149			
Lost 10 1/2	HDCP Total			4	23
10 1/2		5	1	1 1/2	3

Won 10 1/2	Total	851	961	920	2672
10 1/2	Handicap	133			
Lost 10 1/2	HDCP Total				
13 1/2		1	5	1 1/2	3

Approved: _____

Approved: _____

Please turn in your scoresheets at the desk.

Team Rosters

20 - Team 20 Lane 19

Name	Gms	Avg	HDCP	Book Avg	True Average	Points Won	Points Lost	-1-	-2-	-3-
Vergenus Baker	27	176	45	—	176.52	22.0	14.0			
Tyrone Dallas	75	193	31	184	193.61	47.0	53.0	214	162	125
T J Foltz	75	205	21	193	205.29	48.5	51.5	247	204	188
James Farley	45	168	52	—	168.40	34.5	25.5	148	151	176
Bobby Maxwell	42	206	20	188	206.26	28.0	29.0	236	158	158

21 - AARP Lane 20

Name	Gms	Avg	HDCP	Book Avg	True Average	Points Won	Points Lost	-1-	-2-	-3-
Thea Stewart	57	149	68	130	149.96	37.0	39.0	147	171	170
Kenny Armstrong	62	202	23	205	202.94	38.0	45.0	208	215	147
Stefun Hawkins	78	202	23	210	202.79	48.5	55.5	156	187	102
Juston Yelverton	66	207	19	213	207.30	39.0	49.0	149	203	202
Ernest Anderson	21	195	29	182	195.95	16.0	12.0			

Mid County Lanes
****10-Pin Rule Factored in Top of Recap****

Week 27 Date 04/04/24

10-We Don't Care		Avg=668	Week 27 Lane 21				
Avg	Name	HDCP	1	2	3	H*3	Total
189	Jay Truby	34	167	211	222	102	702
129	Lynne Reiter-Truby	85	125	98	120	255	598
152	Dan Muirhead	66	156	179	169	198	702
198	Ganob Carter	27	215	181	167	81	644
214	Danielle Subda	13				39	
183	Amos Alston	39				117	

1-BG N FATT		Avg=685	Week 27 Lane 22				
Avg	Name	HDCP	1	2	3	H*3	Total
164	Reggie Ennis	56	172	145	144	168	655
147	Steven McDaniel	70	151	157	137	210	655
181	Dwayne Parker	41	159	202	139	123	673
193	Mickey Ennis	31	189	191	136	93	609

Won	Total		663	669	667		
	Handicap	212	212	212	212		
Lost	HDCP Total		875	881	879		

Won	Total		677	725	606		2008
	Handicap	198	198	198	198		594
Lost	HDCP Total		875	923	809		2607

3 2 5

3 4 1

Approved:

Approved: _____

Please turn in your scoresheets at the desk.

BLS2023b (c)2024 by CDE Software

Team Rosters

10 - We Don't Care Lane 21

Name	Gms	Avg	HDCP	Book Avg	True Average	Points Won	Points Lost	-1-	-2-	-3-
Jay Truby	75	189	34	189	189.73	50.0	50.0			
Lynne Reiter-Truby	72	129	85	113	129.68	35.5	60.5	137	140	105
Dan Muirhead	54	152	66	145	152.22	26.0	46.0	154	167	118
Ganob Carter	78	198	27	194	198.74	51.0	53.0	152	156	141
Danielle Subda	18	214	13	202	214.11	17.5	6.5			
Amos Alston	3	bk183	39	183	206.00	3.0	1.0			

1 - BG N FATT Lane 22

Name	Gms	Avg	HDCP	Book Avg	True Average	Points Won	Points Lost	-1-	-2-	-3-
Reggie Ennis	72	164	56	174	160.63	39.5	56.5	154	150	140
Steven McDaniel	69	147	70	144	147.20	47.5	44.5	154	165	149
Dwayne Parker	72	181	41	170	181.29	59.5	36.5	191	162	200
Mickey Ennis	75	193	31	185	193.57	50.0	50.0	226	203	169

Mid County Lanes
****10-Pin Rule Factored in Top of Recap****

Week 27 Date 04/04/24

13-Lucky 13		Avg=816	Week 27 Lane 23				
Avg	Name	HDCP	1	2	3	H*3	Total
191	Shane Foskey	33				99	
190	Rob Teat	34	172	193	191	102	556
207	Forrest Watson	19	197	216	198	57	611
228	Ken Mitchell	1				3	
221	Ben Thompson	7	236	214	225	21	675
217	John Vickers	11	236	228	217	33	681

12-Team 12		Avg=852	Week 27 Lane 24				
Avg	Name	HDCP	1	2	3	H*3	Total
200	Morris Jackson	25	200	211	211	75	622
211	Vincent Myers	16	277	246	240	48	763
205	Ranee Jackson	21	229	224	213	63	666
236	Ray Smarsh	0	244	216	279	0	739
197	Arthur Singleton	28				84	

Won <u>1</u>	Total		841	851	831		2523
	Handicap	<u>116</u>	71	71	71		213
Lost	HDCP Total		912	922	902		2736

Won <u>23</u>	Total		950	897	943		2790
	Handicap	<u>62</u>	62	62	62		186
Lost	HDCP Total		1012	959	1005		2976

Approved: RS

Approved: [Signature]

Please turn in your scoresheets at the desk.

Team Rosters

13 - Lucky 13 Lane 23

Name	Gms	Avg	HDCP	Book Avg	True Average	Points Won	Points Lost	-1-	-2-	-3-
Shane Foskey	51	191	33	201	188.65	29.5	42.5	242	200	197
Rob Teat	57	190	34	190	190.12	41.0	39.0			
Forrest Watson	63	207	19	198	207.06	42.0	46.0	183	158	277
Ken Mitchell	3	bk228	1	228	211.67	1.0	7.0			
Ben Thompson	60	221	7	216	221.03	37.0	43.0	202	222	255
John Vickers	6	bk217	11	217	214.67	7.0	1.0	269	233	183

12 - Team 12 Lane 24

Name	Gms	Avg	HDCP	Book Avg	True Average	Points Won	Points Lost	-1-	-2-	-3-
Morris Jackson	63	200	25	199	200.59	41.0	43.0	190	212	241
Vincent Myers	75	211	16	204	211.96	54.5	45.5	223	290	205
Ranee Jackson	75	205	21	206	205.83	52.0	48.0	181	259	211
Ray Smarsh	63	236	0	235	236.65	52.0	32.0	201	268	234
Arthur Singleton	18	197	28	---	197.50	14.0	10.0			

Mid County Lanes
 10-Pin Rule Factored in Top of Recap

Week 27 Date 04/04/24

17-The Commission		Avg=782		Week 27 Lane 25			
Avg	Name	HDCP	1	2	3	H*3	Total
183	Kevin Woodruff	39	125	179	203	117	624
183	Mike Williams	39	168	170	190	117	645
201	Nathan Jackson	24	170	193	190	72	625
215	Eugene Wallace	12	183	235	224	36	679
186	Ivy Wallace	37				111	

30-Underdogs		Avg=391		Week 27 Lane 26			
Avg	Name	HDCP	1	2	3	H*3	Total
115	Josh Hammett	97	122	113	106	291	632
157	Steve Taylor	62	147	153	159	186	645
119	Dave Savage	94	113	103	89	282	587
154	Shawn Blackburn	64	148	158	127	192	625

Won 13	Total		646	777	807		
	Handicap	114	114	114	114		
Lost	HDCP Total		760	891	921		2572

Won 11	Total		530	527	481		
	Handicap	253	317	317	317		
Lost	HDCP Total		847	844	748		2489

Approved: *[Signature]* Approved: *[Signature]*

Please turn in your scoresheets at the desk.

Team Rosters

17 - The Commission Lane 25

Name	Gms	Avg	HDCP	Book Avg	True Average	Points Won	Points Lost	-1-	-2-	-3-
Kevin Woodruff	69	183	39	176	183.62	45.0	47.0	184	180	193
Mike Williams	75	183	39	178	183.19	47.0	53.0	133	174	210
Nathan Jackson	78	201	24	196	201.90	45.5	58.5	167	199	214
Eugene Wallace	78	215	12	210	215.21	46.0	58.0	165	231	234
Ivy Wallace	15	186	37	190	186.60	11.5	8.5			

30 - Underdogs Lane 26

Name	Gms	Avg	HDCP	Book Avg	True Average	Points Won	Points Lost	-1-	-2-	-3-
Josh Hammett	36	115	97	—	115.75	24.5	23.5	133	117	129
Steve Taylor	78	157	62	139	157.95	44.5	59.5	135	166	166
Dave Savage	78	119	94	120	119.33	37.0	67.0	116	124	89
Shawn Blackburn	21	154	64	157	154.76	11.0	17.0	148	135	190

1 Kevin | 39 | 164 218 (242)
 2 Mike | 39 | 207 209 (229)
 3 Nate | 24 | 194 217 (214)
 4 Eugene | 12 | 195 (247) (236)

1 Josh | 97 | (219) (220) 203
 2 Steve | 62 | (209) (215) 221
 3 Shawn | 64 | (212) (222) 191
 4 Dave | 94 | (207) 197 183

Mid County Lanes
****10-Pin Rule Factored in Top of Recap****

Week 27 Date 04/04/24

28-Jugs and Sticks		Avg=725	Week 27 Lane 27				
Avg	Name	HDCP	1	2	3	H*3	Total
156	Rebekah Taylor	62	194	185	171	186	550 ⁷³⁰
193	Brian Holmes	31	225	207	213	93	645 ⁷³⁸
179	Stefanie Rose	43	199	183	225	129	607 ⁷³⁰
197	Bob Taylor	28				84	
222	Keith Campbell	6	235	223	244	18	702 ⁷²⁰

24-Knuckles Deep		Avg=778	Week 27 Lane 28				
Avg	Name	HDCP	1	2	3	H*3	Total
192	Scott Howard ③	32	138	166	170	96	474 ⁵⁷⁰
184	Shaqueal Rouse	39				117	
201	Shawn Bey ④	24	170	167	193	72	530 ⁶⁰²
201	Pat Hogan ②	24	239	146	237	72	622 ⁶⁴⁴
186	Matt Hammond ①	37	223	179	191	111	593 ⁷⁰⁴

Won <u>21</u>	Total		853	798	853		2504
	Handicap	164	142	142	142		426
Lost <u>3</u>	HDCP Total		995	990	995		2980

Won <u>3</u>	Total		770	658	791		2219
	Handicap	119	117	117	117		351
Lost <u>21</u>	HDCP Total		887	775	908		2570

Approved: Keith Campbell

Approved: Rebekah Taylor

Please turn in your scoresheets at the desk.

BLS2023b (c)2024 by CDE Software

Team Rosters

28 - Jugs and Sticks Lane 27

Name	Gms	Avg	HDCP	Book Avg	True Average	Points Won	Points Lost	-1-	-2-	-3-
Bekkah Taylor	66	156	62	147	156.61	41.5	46.5	181	148	147
Brian Holmes	69	193	31	184	193.10	49.0	43.0	222	177	158
Stefanie Rose	45	179	43	189	176.42	23.0	37.0	145	191	163
Bob Taylor	78	197	28	192	197.58	58.0	46.0	199	190	181
Keith Campbell	44	222	6	207	222.89	34.5	24.5			

24 - Knuckles Deep Lane 28

Name	Gms	Avg	HDCP	Book Avg	True Average	Points Won	Points Lost	-1-	-2-	-3-
Scott Howard	78	192	32	187	192.76	51.0	53.0	201	212	189
Shaqueal Rouse	39	184	39	193	184.15	25.0	27.0	166	140	215
Shawn Bey	75	201	24	189	201.33	47.0	53.0	199	180	179
Pat Hogan	72	201	24	210	201.61	44.0	52.0	231	181	190
Matt Hammond	42	186	37	181	186.52	33.5	22.5			

Mid County Lanes
 10-Pin Rule Factored in Top of Recap

Week 27 Date 04/04/24

4-We Hate Each Other		Avg=798	Week 27 Lane 29				
Avg	Name	HDCP	1	2	3	H*3	Total
195	Mike Simpson	29	204	237	202	87	730
195	Jim Mosuly	29	234	200	235	87	756
217	Jake Warwick	11	187	223	259	33	682
191	Joe Simpson	33	252	211	179	99	721
174	Jamie Spicer	47	—	—	—	141	—

7-Lucky Strikes		Avg=690	Week 27 Lane 30				
Avg	Name	HDCP	1	2	3	H*3	Total
154	Hermond Walker	64	149	151	167	192	447
165	Cindy Bouwmans	55	176	202	158	165	701
180	Fran Duphily	42	125	151	162	126	564
191	Tom Reis	33	185	202	172	99	658
130	Maggie Beattie	85	—	—	—	255	—

Won 22-5	Total		857	871	855	
	Handicap	102	102	102	102	
Lost 1-5	HDCP Total		959	973	957	2889

Won 22-5	Total		635	635	686	659
	Handicap	194	194	194	194	
Lost 22-5	HDCP Total		829	880	853	2562

Approved: C.J. Bouwmans

Approved: M. Sch...

Please turn in your scoresheets at the desk.

Team Rosters

4 - We Hate Each Other Lane 29

Name	Gms	Avg	HDCP	Book Avg	True Average	Points Won	Points Lost	-1-	-2-	-3-
Mike Simpson	66	195	29	194	195.50	45.5	42.5	185	183	171
Jim Mosuly	75	195	29	199	195.87	59.0	41.0	215	138	158
Jake Warwick	57	217	11	204	217.09	36.0	40.0	231	167	183
Joe Simpson	63	191	33	184	191.38	45.0	39.0	160	235	128
Jamie Spicer	45	174	47	—	174.13	28.0	32.0			

7 - Lucky Strikes Lane 30

Name	Gms	Avg	HDCP	Book Avg	True Average	Points Won	Points Lost	-1-	-2-	-3-
Hermond Walker	75	154	64	146	154.19	36.0	64.0	159	135	145
Cindy Bouwmans	66	165	55	166	165.02	41.0	47.0	154	204	151
Fran Duphily	75	180	42	190	168.92	21.5	78.5	185	174	170
Tom Reis	78	191	33	190	191.33	44.0	60.0	174	215	190
Maggie Beattie	12	130	85	126	130.83	3.0	13.0			

Mid County Lanes
****10-Pin Rule Factored in Top of Recap****

Week 27 Date 04/04/24


32-Mickey's 4 Sale		Avg=760	Week 27 Lane 31				
Avg	Name	HDCP	1	2	3	H*3	Total
189	Ramon Rodriguez	34	/	/	/	102	/
167	Mickey Ortiz	53	166	182	198	159	546
202	Efrain Borges	23	189	180	202	69	571
202	Doug Williamson	23	213	194	202	69	609
214	Austin O'Neal	13	/	/	/	39	/
	TROY LEHIGH	11	213	214	210	33	637

26-Chuck in Charge		Avg=831	Week 27 Lane 32				
Avg	Name	HDCP	1	2	3	H*3	Total
208	Chuck Wallace	18	183	254	235	54	677
186	Lisa Carr	37	257	157	172	111	586
220	CJ Hurst	8	197	209	193	24	599
217	Ethan Gray	11	/	/	/	33	/
224	John Wallace	5	/	/	/	15	/
	EUGENE NORTON	18	186	246	196	54	628

Won <u>11</u>	Total		781	770	812	
	Handicap	133	110	110	110	330
Lost <u>13</u>	HDCP Total		891	880	822	2693

Won <u>13</u>	Total		823	871	796	
	Handicap	74	81	81	81	243
Lost <u>11</u>	HDCP Total		904	952	877	2733

Approved: 

Approved: 

Please turn in your scoresheets at the desk

Team Rosters

32 - Mickey's 4 Sale Lane 31

Name	Gms	Avg	HDCP	Book Avg	True Average	Points Won	Points Lost	-1-	-2-	-3-
Ramon Rodriguez	69	189	34	190	189.81	54.5	37.5	164	213	214
Mickey Ortiz	75	167	53	167	167.69	40.5	59.5	162	159	167
Efrain Borges	63	202	23	202	202.79	51.0	33.0	206	259	195
Doug Williamson	66	202	23	205	202.02	47.0	41.0	216	244	236
Austin O'Neal	63	214	13	214	214.75	45.5	38.5	224	202	213

26 - Chuck in Charge Lane 32

Name	Gms	Avg	HDCP	Book Avg	True Average	Points Won	Points Lost	-1-	-2-	-3-
Chuck Wallace	54	208	18	212	208.81	40.0	32.0	217	198	196
Lisa Carr	69	186	37	186	186.51	43.5	48.5	159	178	225
CJ Hurst	69	220	8	224	220.43	48.5	43.5	221	174	202
Ethan Gray	66	217	11	219	217.23	42.0	46.0			
John Wallace	18	224	5	218	224.67	12.0	12.0			