

Bally's Classic - Lanes 1-2



DOVER

Mid County Lanes
 10-Pin Rule Factored in Top of Recap

Week 22 Date 02/15/24

1-BG N FATT		Avg=679	Week 22 Lane 1				
Avg	Name	HDCP	1	2	3	H*3	Total
164	Reggie Ennis	56	163	150	134	168	645
144	Steven McDaniel	73	134	164	158	219	675
179	Dwayne Parker	43	203	207	201	129	740
192	Mickey Ennis	32	228	229	146	96	719

18-Tree Inc.		Avg=799	Week 22 Lane 2				
Avg	Name	HDCP	1	2	3	H*3	Total
191	Gene Messick	33	235	191	178	99	703
199	Chris Birch Sr.	26	170	199	203	78	650
202	Michael Dyer	23	204	207	201	69	740
207	Steve Samluk Sr	19	207	205	214	57	683
200	Steve Samluk Jr	25	202	166	168	75	613

Won 13	Total		728	780	659	
Lost 11	Handicap	204	204	204	204	
	HDCP Total		932	984	863	2779

Won 11	Total		831	821	763	
Lost 13	Handicap	101	703	103	103	
	HDCP Total		934	924	866	2724

Approved:

Approved:

Please turn in your scoresheets at the desk.

BLS2023b (c)2024 by CDE Software

Team Rosters

1 - BG N FATT Lane 1

Name	Gms	Avg	HDCP	Book Avg	True Average	Points Won	Points Lost	-1-	-2-	-3-
Reggie Ennis	57	164	56	174	163.18	33.0	43.0	136	192	182
Steven McDaniel	57	144	73	144	144.37	35.5	40.5	162	168	149
Dwayne Parker	57	179	43	170	179.47	49.5	26.5	193	175	185
Mickey Ennis	60	192	32	185	192.60	42.0	38.0	247	179	231

18 - Tree Inc. Lane 2

Name	Gms	Avg	HDCP	Book Avg	True Average	Points Won	Points Lost	-1-	-2-	-3-
Gene G. Messick	57	191	33	194	191.96	44.5	31.5	210	258	180
Chris Birch Sr.	51	199	26	201	199.71	44.5	23.5	203	222	149
Michael Dyer	51	202	23	211	202.22	34.0	34.0			
Steve D. Samluk Sr	63	207	19	205	207.46	48.5	35.5	194	193	233
Steve D. Samluk Jr	21	200	25	192	200.71	21.0	7.0	177	198	212

Mid County Lanes
 10-Pin Rule Factored in Top of Recap

Week 22 Date 02/15/24

3-Take Frank's Mon		Avg=837		Week 22 Lane 5			
Avg	Name	HDCP	1	2	3	H*3	Total
187	Terri Sill	36				108	
219	Frank Jones 3	9	224	279	257	27	781
221	Derrick Stanley 4	7	278	201	178	21	678
210	Jessica Stewart 2	17	219	200	215	51	681
219	Pete Lefevre	9				27	
206	Kevin Burchett 1	20	183	187	214	60	644
Won 11	Total		900	867	864		2631
Lost 13	Handicap	69	53	53	53		159
	HDCP Total		953	920	917		2790

19-Why You Mad??		Avg=894		Week 22 Lane 6			
Avg	Name	HDCP	1	2	3	H*3	Total
213	Robert Cook 1	14	204	257	267	42	770
215	Chang Kim 2	12	210	204	209	36	659
222	Rob LaBrake 3	6	215	256	237	18	726
244	Stevie Weber 4	0	267	279	280	0	826
207	Chuck Dixon	19				57	
Won 13	Total		896	996	993		2885
Lost 11	Handicap	32	32	32	32		96
	HDCP Total		928	1028	1025		2981

Approved: [5] [2] [2] [2]

Approved: [1] [4] [4] [4]

Please turn in your scoresheets at the desk.

BLS2023b (c)2024 by CDE Software

Team Rosters

3 - Take Frank's Mon Lane 5

Name	Gms	Avg	HDCP	Book Avg	True Average	Points Won	Points Lost	-1-	-2-	-3-
Terri Sill	38	187	36	186	187.32	20.0	31.0			
Frank Jones	63	219	9	221	219.35	40.5	43.5	235	224	215
Derrick Stanley	54	221	7	---	221.07	40.0	32.0	164	231	218
Jessica Stewart	48	210	17	211	210.33	30.0	34.0	246	195	212
Pete Lefevre	12	219	9	---	219.42	8.5	7.5			
Kevin Burchett	18	206	20	---	206.89	21.0	3.0	206	224	237

19 - Why You Mad?? Lane 6

Name	Gms	Avg	HDCP	Book Avg	True Average	Points Won	Points Lost	-1-	-2-	-3-
Robert Cook	57	213	14	218	213.32	43.5	32.5	202	246	255
Chang Kim	63	215	12	221	215.38	36.0	48.0	169	247	236
Rob LaBrake	63	222	6	232	222.62	49.5	34.5	210	180	224
Stevie Weber	54	244	0	237	244.81	54.0	18.0	a234	a234	a234
Chuck Dixon	15	207	19	214	207.07	11.0	9.0			

Mid County Lanes
 10-Pin Rule Factored in Top of Recap

Week 22 Date 02/15/24

6-Thumb & Dumber		Avg=864		Week 22 Lane 7				
Avg	Name	HDCP	1	2	3	H*3	Total	
214	Larry Hall	13	243	255	245	39	782	
196	Loren Wozney	28	214	186	213	84	697	
215	Jacob Jensen	12	224	232	234	36	726	
239	Matt Wozney	0	226	240	235	0	707	
Total			967	919	927		2912	
Handicap		53	53	53	53			
HDCP Total			960	972	980		2912	
Won 20.5								
Lost 3.5								
			6	4	55		5	

24-Knuckles Deep		Avg=777		Week 22 Lane 8				
Avg	Name	HDCP	1	2	3	H*3	Total	
191	Scott Howard (1)	33	203	245	160	99	707	
183	Shaquael Rouse	39				117		
201	Shawn Bey (4)	24	166	167	194	72	599	
202	Pat Hogan (3)	23	168	186	193	69	616	
184	Matt Hammond (2)	39	201	207	262	117	727	
Total			738	805	749		2649	
Handicap		119	119	119	119			
HDCP Total			857	924	868		2649	
Won 3.5								
Lost 20.5								
			0	2	5		1	

Approved: _____

Approved: Loren Wozney

Please turn in your scoresheets at the desk.

BLS2023b (c)2024 by CDE Software

Team Rosters

6 - Thumb & Dumber Lane 7

Name	Gms	Avg	HDCP	Book Avg	True Average	Points Won	Points Lost	-1-	-2-	-3-
Larry Hall	60	214	13	213	214.22	45.0	35.0	233	204	248
Loren Wozney	42	196	28	189	196.21	32.0	24.0	246	203	209
Jacob Jensen	60	215	12	205	215.88	41.0	39.0	183	205	194
Matt Wozney	57	239	0	229	239.67	47.0	29.0	244	257	140

24 - Knuckles Deep Lane 8

Name	Gms	Avg	HDCP	Book Avg	True Average	Points Won	Points Lost	-1-	-2-	-3-
Scott Howard	63	191	33	187	191.97	44.0	40.0	205	182	201
Shaquael Rouse	33	183	39	193	181.85	20.0	24.0			
Shawn Bey	60	201	24	189	201.97	35.0	45.0	256	289	170
Pat Hogan	60	202	23	210	202.38	38.0	42.0	201	194	207
Matt Hammond	33	184	39	181	184.58	26.0	18.0	243	237	181

Mid County Lanes
 10-Pin Rule Factored in Top of Recap

Week 22 Date 02/15/24

8-Door Mats		Avg=798	Week 22 Lane 9				
Avg	Name	HDCP	1	2	3	H*3	Total
215	Mike Anderson	12	159	189	258	36	642
181	Jerry Lowe	41	225	235	190	123	772
198	Mike Brink	27	197	214	194	81	686
204	Matthew Bitler	22	211	205	203	66	685
234	Mark Cliniff	0				0	
	Chuck Gatrell	0					

15-Team 15		Avg=814	Week 22 Lane 10				
Avg	Name	HDCP	1	2	3	H*3	Total
199	Joe Dagg #1	26	223	212	234	78	747
194	Rich Lucas #2	30	168	232	233	90	723
215	Andy Snellings #3	12	228	222	217	36	703
206	John Miller	20				60	
208	James Bailey Sr #4	18	257	214	238	54	763
206	Tom Hirst	20				60	

Won	5	Total	792	842	845	2479
		Handicap	102	102	102	306
Lost	19	HDCP Total	394	944	947	2785

Won	19	Total	876	880	922	2678
		Handicap	88	86	86	258
Lost	5	HDCP Total	962	966	1008	2936

Approved: *Rich [Signature]*

Approved: *Jerry [Signature]*

Please turn in your scoresheets at the desk.

Team Rosters

8 - Door Mats Lane 9

Name	Gms	Avg	HDCP	Book Avg	True Average	Points Won	Points Lost	-1-	-2-	-3-
Mike Anderson	57	215	12	202	215.37	49.0	27.0	202	212	222
Jerry Lowe	57	181	41	180	181.96	42.5	33.5	124	150	181
Mike Brink	57	198	27	195	198.47	40.5	35.5	247	202	225
Matthew Bitler	63	204	22	206	204.41	47.0	37.0	210	239	244
Mark Cliniff	18	234	0	---	234.50	16.0	8.0			
Chuck Gatrell	0	0	0	---						

15 - Team 15 Lane 10

Name	Gms	Avg	HDCP	Book Avg	True Average	Points Won	Points Lost	-1-	-2-	-3-
Joe Dagg	51	199	26	198	199.25	33.5	34.5	201	201	206
Rich Lucas	36	194	30	192	194.00	23.0	25.0	160	269	168
Andy Snellings	54	215	12	197	215.61	43.5	28.5			
John Miller	36	206	20	184	206.53	32.0	16.0	185	214	224
James Bailey Sr	51	208	18	214	208.00	29.5	38.5	230	220	169
Tom Hirst	9	206	20	195	206.89	5.0	7.0			

Mid County Lanes
 10-Pin Rule Factored in Top of Recap

Week 22 Date 02/15/24

12-Team 12		Avg=851		Week 22 Lane 11			
Avg	Name	HDCP	1	2	3	H*3	Total
199	Morris Jackson	26	247	202	171	78	698
211	Vincent Myers	16	221	162	216	48	647
204	Ranee Jackson	22	211	208	236	66	721
237	Ray Smarsh	0	279	204	257	0	740
197	Arthur Singleton	28				84	
							2

20-Team 20		Avg=730		Week 22 Lane 12			
Avg	Name	HDCP	1	2	3	H*3	Total
168	Vergenus Baker	52				156	
194	Tyrone Dallas	3	30	245	173	171	90
203	T J Foltz	4	22	202	144	223	66
165	James Farley	1	55	213	179	179	165
208	Bobby Maxwell	2	18	198	198	198	54

Won <u>18</u>	Total						
	Handicap	64	64	64	64		
Lost	HDCP Total		1022	840	944		2804

Won <u>6</u>	Total		858	694	809		
	Handicap	759	125	125	125		
Lost	HDCP Total		983	819	916		2696

Approved: [Signature]

5
4
5
4

Approved: [Signature]

1
2
1
2

Please turn in your scoresheets at the desk.

BLS2023b (c)2024 by CDE Software

Team Rosters

12 - Team 12 Lane 11

Name	Gms	Avg	HDCP	Book Avg	True Average	Points Won	Points Lost	-1-	-2-	-3-
Morris Jackson	51	199	26	199	199.94	31.0	37.0	181	191	199
Vincent Myers	60	211	16	204	211.53	44.5	35.5	223	256	184
Ranee Jackson	60	204	22	206	204.70	40.0	40.0	216	245	239
Ray Smarsh	51	237	0	235	237.35	40.0	28.0			
Arthur Singleton	18	197	28	---	197.50	14.0	10.0			

20 - Team 20 Lane 12

Name	Gms	Avg	HDCP	Book Avg	True Average	Points Won	Points Lost	-1-	-2-	-3-
Vergenus Baker	21	168	52	---	168.00	17.0	11.0			
Tyrone Dallas	60	194	30	184	194.28	40.0	40.0	211	205	200
T J Foltz	60	203	22	193	203.32	39.5	40.5	243	177	278
James Farley	36	165	55	---	165.36	28.5	19.5	179	156	170
Bobby Maxwell	35	208	18	188	208.63	23.0	24.0	259	257	238

20
 21
 22
 23
 24
 25
 26
 27
 28
 29
 30

Mid County Lanes
****10-Pin Rule Factored in Top of Recap****

Week 22 Date 02/15/24

16-Probably Maybe		Avg=789	Week 22 Lane 13				
Avg	Name	HDCP	1	2	3	H*3	Total
168	Alyssa Gray	52	175	172	192	156	694 ②
197	Shawn Rutter	28	201	241	187	84	707 ③
205	Rodney Smith	21	259	202	232	63	756 ①
219	Chad Whiteman	9	254	226	187	27	694 ④


22-Strictly Bizness		Avg=797	Week 22 Lane 14				
Avg	Name	HDCP	1	2	3	H*3	Total
196	Tim Cambridge	28	178	210	171	84	643
203	Aaron Money	22	205	196	192	66	659
183	Kenny Guy	39	163	213	194	117	687
215	Andrew Timmons	12	247	279	223	36	785
186	Jay Ayers	37				111	


Won 18	Total		889	841	1792		2522
	Handicap	110					
Lost 6	HDCP Total		999	957	902		2858

Won 6	Total		793	898	780		2471
	Handicap	101					
Lost 18	HDCP Total		894	999	881		2774

6 2 5 5

0 4 1 1

Approved: 

Approved: 

Please turn in your scoresheets at the desk.

BLS2023b (c)2024 by CDE Software

Team Rosters

16 - Probably Maybe Lane 13

Name	Gms	Avg	HDCP	Book Avg	True Average	Points Won	Points Lost	-1-	-2-	-3-
Alyssa Gray	57	168	52	170	168.00	32.0	44.0	178	174	163
Shawn Rutter	63	197	28	198	197.97	43.5	40.5	215	200	213
Rodney Smith	57	205	21	212	205.04	44.0	32.0	228	228	225
Chad Whiteman	54	219	9	222	219.80	35.0	37.0	248	258	210

22 - Strictly Bizness Lane 14

Name	Gms	Avg	HDCP	Book Avg	True Average	Points Won	Points Lost	-1-	-2-	-3-
Tim Cambridge	60	196	28	206	191.55	38.0	42.0	225	192	209
Aaron Money	57	203	22	201	203.54	38.0	38.0	191	179	193
Kenny Guy	42	183	39	186	183.60	31.0	25.0	174	200	188
Andrew Timmons	48	215	12	212	215.44	32.0	32.0	179	171	193
Jay Ayers	21	186	37	196	182.90	9.0	19.0			

Mid County Lanes
 10-Pin Rule Factored in Top of Recap

Week 22 Date 02/15/24

28-Jugs and Sticks		Avg=721	Week 22 Lane 15				
Avg	Name	HDCP	1	2	3	H*3	Total
153	Rebekah Taylor	65	214	106	137	195	517 ¹¹²
192	Brian Holmes	32	196	204	174	96	570 ¹⁷²
179	Stefanie Rose	43				129	
197	Bob Taylor	28	219	210	185	84	605 ¹⁹⁴
	Keith Campbell		236	221	213		670 ¹⁸²
Won 3		Total	856				2305
Lost 1		Handicap	168	80	80	129	
		HDCP Total	985	930	840		2755
			<input checked="" type="checkbox"/>	<input checked="" type="checkbox"/>	<input type="checkbox"/>		<input checked="" type="checkbox"/>

13-Lucky 13		Avg=816	Week 22 Lane 16				
Avg	Name	HDCP	1	2	3	H*3	Total
191	Shane Foskey	33	181	181	181	99	543 ¹⁶²
189	Rob Teat	34	179	179	179	102	537 ¹⁵⁹
208	Forrest Watson	18	198	198	198	54	594 ¹⁴⁸
228	Ken Mitchell	1	218	218	218	3	654 ¹⁵⁷
221	Ben Thompson	7				21	
Won 1		Total	776	776	776		2328
Lost 3		Handicap	86				
		HDCP Total	862	862	862		2586
			<input type="checkbox"/>	<input type="checkbox"/>	<input checked="" type="checkbox"/>		<input type="checkbox"/>

Approved: _____ Approved: _____

Please turn in your scoresheets at the desk.

BLS2023b (c)2024 by CDE Software

Add Keith
to roster

19

5

Team Rosters

28 - Jugs and Sticks Lane 15

Name	Gms	Avg	HDCP	Book Avg	True Average	Points Won	Points Lost	-1-	-2-	-3-
Bekkah Taylor	54	153	65	147	153.94	33.5	38.5	151	169	159
Brian Holmes	54	192	32	184	192.74	37.0	35.0	208	190	158
Stefanie Rose	42	179	43	189	177.14	23.0	33.0	197	224	154
Bob Taylor	63	197	28	192	197.24	48.0	36.0	191	237	192

13 - Lucky 13 Lane 16

Name	Gms	Avg	HDCP	Book Avg	True Average	Points Won	Points Lost	-1-	-2-	-3-
Shane Foskey	42	191	33	201	184.48	22.5	33.5	154	212	194
Rob Teat	48	189	34	190	189.46	32.0	32.0	203	225	177
Forrest Watson	51	208	18	198	208.24	34.0	34.0	207	232	189
Ken Mitchell	3	bk228	1	228	211.67	1.0	3.0			
Ben Thompson	48	221	7	216	221.13	31.0	33.0	247	237	223

Mid County Lanes
 10-Pin Rule Factored in Top of Recap

Week 22 Date 02/15/24

26-Chuck in Charge		Avg=824		Week 22 Lane 17			
Avg	Name	HDCP	1	2	3	H*3	Total
202	Chuck Wallace	23	300	248	200	69	
185	Lisa Carr	38				114	
220	CJ Hurst	8	287	239	227	24	
217	Ethan Gray	11				33	
224	John Wallace	5				15	
	Olivia Laird	10	218	276	235		
	Troy Lehigh	11	218	197	246		

5-Bad Company		Avg=671		Week 22 Lane 18			
Avg	Name	HDCP	1	2	3	H*3	Total
161	Matt Hecker	58	206	178	157	174	
154	Dave Hecker	64	120	127	153	192	
163	Anthony Ball	56	204	211	148	168	
193	Kurt Hecker	31	182	204	244	93	
156	Hayden Wyttenbach	62				186	

Won <u>17</u>	Total		1023	960	908		2134
	Handicap	-80	52				156
Lost	HDCP Total		1075	1012	960		3047

Won <u>7</u>	Total		712	720	702		2134
	Handicap	209					
Lost	HDCP Total		921	929	911		2761

Approved:

Approved:

Please turn in your scoresheets at the desk.

BLS2023b (c)2024 by CDE Software

Team Rosters

26 - Chuck in Charge Lane 17

Name	Gms	Avg	HDCP	Book Avg	True Average	Points Won	Points Lost	-1-	-2-	-3-
Chuck Wallace	42	202	23	212	201.38	29.0	27.0	268	203	240
Lisa Carr	60	185	38	186	185.62	37.5	42.5	193	198	182
CJ Hurst	54	220	8	224	220.19	39.5	32.5	246	212	230
Ethan Gray	57	217	11	219	217.53	36.0	40.0	208	193	224
John Wallace	18	224	5	218	224.67	12.0	12.0			

5 - Bad Company Lane 18

Name	Gms	Avg	HDCP	Book Avg	True Average	Points Won	Points Lost	-1-	-2-	-3-
Matt Hecker	63	161	58	159	161.84	41.5	42.5	141	155	213
Dave Hecker	54	154	64	152	154.50	35.5	36.5			
Anthony Ball	60	163	56	156	163.55	35.0	45.0	192	138	224
Kurt Hecker	60	193	31	195	193.15	39.0	41.0	236	204	175
Hayden Wyttenbach	12	156	62	166	155.42	6.0	10.0			

Mid County Lanes
****10-Pin Rule Factored in Top of Recap****

Week 22 Date 02/15/24

32-Mickey's 4 Sale		Avg=754	Week 22 Lane 19				
Avg	Name	HDCP	1	2	3	H*3	Total
186	Ramon Rodriguez	37	214	212	173	111	
166	Mickey Ortiz	54	173	156	187	162	
201	Efrain Borges	24					
201	Doug Williamson	24	218	178	207	72	
209	Austin O'Neal	17	226	257	244	51	

31-Sure 2 Win		Avg=758	Week 22 Lane 20				
Avg	Name	HDCP	1	2	3	H*3	Total
192	Charles Tilghman	32	183	200	136	96	
155	Celeste Perry	63				189	
200	Keith Perry	25				75	
211	Walt Parker	16	201	201	201	48	
196	Jawara Jones	28	269	163	198	84	
	Stephanie		149	179	191		

Won	Total		841				
	Handicap	139	139	1			
Lost	HDCP Total						

Won	Total						
	Handicap	136					
Lost	HDCP Total			862			



Approved: _____

Approved: _____

Please turn in your scoresheets at the desk.

BLS2023b (c)2024 by CDE Software

Team Rosters

32 - Mickey's 4 Sale Lane 19

Name	Gms	Avg	HDCP	Book Avg	True Average	Points Won	Points Lost	-1-	-2-	-3-
Ramon Rodriguez	54	186	37	190	186.91	42.0	30.0	186	159	197
Mickey Ortiz	60	166	54	167	166.70	29.5	50.5	198	165	169
Efrain Borges	54	201	24	202	201.31	45.0	27.0	226	241	188
Doug Williamson	51	201	24	205	201.31	33.0	35.0	238	215	188
Austin O'Neal	51	209	17	214	209.31	32.5	35.5	199	210	187

31 - Sure 2 Win Lane 20

Name	Gms	Avg	HDCP	Book Avg	True Average	Points Won	Points Lost	-1-	-2-	-3-
Charles Tilghman	63	192	32	188	192.87	44.5	39.5	204	171	166
Celeste Perry	6	bk155	63	155	141.67		8.0			
Keith Perry	63	200	25	193	200.22	37.5	46.5	214	244	220
Walt Parker	53	211	16	207	211.62	44.0	27.0	237	224	191
Jawara Jones	45	196	28	183	196.07	33.5	26.5	191	187	169

Mid County Lanes
 10-Pin Rule Factored in Top of Recap

Week 22 Date 02/15/24

14-A\$\$HOLES		Avg=845	Week 22 Lane 21				
Avg	Name	HDCP	1	2	3	H*3	Total
180	Kateri Elder	42	162	149	181	126	618
213	Tim Foltz	14	278	170	228	42	718
212	Drew Bowerson	15	256	248	226	45	775
240	Brian Elder	0	248	279	247	0	773
226	Jim Briggs	3	/	/	/	9	/

27-Livin' On A Spar		Avg=706	Week 22 Lane 22				
Avg	Name	HDCP	1	2	3	H*3	Total
154	Bernie Connor (1)	64	147	161	172	192	672
180	Mickey Connor (2)	42	179	232	210	126	747
182	Will Parker	40	/	/	/	120	/
190	Eric Hamann (4)	34	189	186	213	102	690
178	Clint Welch (3)	44	170	182	154	132	638

Won 14.5	Total	944	846	887	2671
	Handicap	71	71	71	213
Lost 9.5	HDCP Total	1015	917	953	2885

Won 9.5	Total	685	761	749	2195
	Handicap	180	184	184	552
Lost 14.5	HDCP Total	869	945	933	2747

Approved: Bernie Connor

Approved: [Signature]

Please turn in your scoresheets at the desk.

BLS2023b (c)2024 by CDE Software

Team Rosters

14 - A\$\$HOLES Lane 21

Name	Gms	Avg	HDCP	Book Avg	True Average	Points Won	Points Lost	-1-	-2-	-3-
Kateri Elder	45	180	42	185	180.58	30.0	30.0	172	210	177
Tim Foltz	60	213	14	210	213.72	40.5	39.5	258	284	171
Drew Bowerson	60	212	15	222	210.77	39.0	41.0	236	214	198
Brian Elder	54	240	0	232	240.13	42.0	30.0			
Jim Briggs	12	226	3	212	226.00	11.0	5.0	231	233	245

7 - Livin' On A Spar Lane 22

Name	Gms	Avg	HDCP	Book Avg	True Average	Points Won	Points Lost	-1-	-2-	-3-
Bernie Connor	54	154	64	152	154.37	36.5	35.5	168	126	155
Mickey Connor	60	180	42	172	180.75	42.5	37.5	201	225	202
Will Parker	54	182	40	187	182.70	32.0	40.0	194	177	170
Eric Hamann	54	190	34	194	190.19	29.5	42.5	180	178	189
Clint Welch	18	178	44	185	178.50	17.0	7.0			

Mid County Lanes
****10-Pin Rule Factored in Top of Recap****


Week 22 Date 02/15/24

17-The Commission		Avg=788	Week 22 Lane 23				
Avg	Name	HDCP	1	2	3	H*3	Total
182	Kevin Woodruff	40				120	
186	Mike Williams	37	193	177	156	111	638
204	Nathan Jackson	22	216	178	175	66	655
216	Eugene Wallace	11	206	190	169	33	593
187	Ivy Wallace	36	181	209	157	108	655

9-Just Bowl		Avg=795	Week 22 Lane 24				
Avg	Name	HDCP	1	2	3	H*3	Total
186	Aaron Wallace	37	185	183	168	111	647
182	Rich Owens	40	203	211	202	120	736
212	Mike Cline	15	236	192	171	45	644
215	Mike Beck	12	214	257	201	36	708
219	Leon Stark	9				27	

Won 4	Total		796	754	672		
	Handicap	110	106	106	106		
Lost 20	HDCP Total		902	860	778		2540

Won 20	Total		838	843	712		
	Handicap	104	104	104	104		
Lost 4	HDCP Total		940	947	846		2735

Approved: 

Approved: 

Please turn in your scoresheets at the desk.

BLS2023b (c)2024 by CDE Software

Team Rosters

17 - The Commission Lane 23

Name	Gms	Avg	HDCP	Book Avg	True Average	Points Won	Points Lost	-1-	-2-	-3-
Kevin Woodruff	57	182	40	176	182.23	35.0	41.0	209	206	163
Mike Williams	60	186	37	178	186.80	42.0	38.0	176	150	159
Nathan Jackson	63	204	22	196	204.90	39.0	45.0	172	225	203
Eugene Wallace	63	216	11	210	216.24	38.0	46.0	189	203	223
Ivy Wallace	12	187	36	190	187.67	9.5	6.5			

9 - Just Bowl Lane 24

Name	Gms	Avg	HDCP	Book Avg	True Average	Points Won	Points Lost	-1-	-2-	-3-
Aaron Wallace	63	186	37	176	186.16	41.5	42.5	186	223	157
Rich Owens	30	182	40	159	182.23	27.0	13.0	190	167	203
Mike Cline	63	212	15	211	212.71	39.0	45.0	186	225	171
Mike Beck	60	215	12	207	215.32	36.0	44.0	226	224	227
Leon Stark	27	219	9	216	219.41	16.0	20.0			

Bally's Classic - Lanes 25-26



DOVER

Mid County Lanes
 10-Pin Rule Factored in Top of Recap

Week 22 Date 02/15/24

30-Underdogs		Avg=583	Week 22 Lane 25				
Avg	Name	HDCP	1	2	3	H*3	Total
111	Josh Hammett	101	90	122	131	303	646
156	Steve Taylor	62	171	186	139	186	682
196	Steve Wheeler	28	190	171	202	84	647
120	Dave Savage	93	123	105	110	279	617

11-Team 11		Avg=767	Week 22 Lane 26				
Avg	Name	HDCP	1	2	3	H*3	Total
145	Jennifer Simms	72	135	120	142	216	613
180	Eric Simms	42	169	163	173	126	631
208	Justice Simms	18	194	224	234	54	706
234	Christion Simms	0	236	195	259	0	690

Won	10	Total	574	584	582	
		Handicap	284	284	284	
Lost	14	HDCP Total	858	868	866	2592

Won	14	Total	734	702	803	
		Handicap	132	132	132	
Lost	10	HDCP Total	866	834	935	2635

Approved: 2 5 1 2

Approved: 4 1 5 4

Please turn in your scoresheets at the desk.

BLS2023b (c)2024 by CDE Software

34 -8

Team Rosters

30 - Underdogs Lane 25

Name	Gms	Avg	HDCP	Book Avg	True Average	Points Won	Points Lost	-1-	-2-	-3-
Josh Hammett	24	111	101	—	111.92	12.5	19.5	92	109	127
Steve Taylor	63	156	62	139	156.83	34.5	49.5	150	154	125
Steve Wheeler	60	196	28	167	196.05	43.5	36.5	221	183	178
Dave Savage	63	120	93	120	120.08	33.0	51.0	112	87	146

11 - Team 11 Lane 26

Name	Gms	Avg	HDCP	Book Avg	True Average	Points Won	Points Lost	-1-	-2-	-3-
Jennifer Simms	63	145	72	—	145.13	39.0	45.0	102	138	158
Eric Simms	63	180	42	—	180.44	31.5	52.5	150	223	146
Justice Simms	48	208	18	—	208.81	36.0	28.0			
Christion Simms	57	234	0	225	234.84	39.5	36.5	258	275	200

Mid County Lanes
 10-Pin Rule Factored in Top of Recap

Week 22 Date 02/15/24

29-Unholy Alliance		Avg=844	Week 22 Lane 27				
Avg	Name	HDCP	1	2	3	H*3	Total
213	Mark Butler (4)	14	203	246	210	42	701
215	Marilyn Alaniz	12	-	-	-	36	-
196	Aaron Bey (1)	28	143	213	222	84	662
220	Adam Bruns (3)	8	187	226	206	24	643
218	Noah Wydeven (2)	10	247	194	203	30	674
239	Danny Mitchell	0	-	-	-	0	-

23-NutButton.com		Avg=835	Week 22 Lane 28				
Avg	Name	HDCP	1	2	3	H*3	Total
163	Sydney Delp 1	56	185	191	178	168	724
231	Matthew Ward 2	0	201	235	234	0	670
225	Ethan Driver 3	4	226	199	211	12	648
216	Cade Williamson 4	11	243	247	222	33	745

Won	5	Total	780	879	841		2500
		Handicap	62	60	60	60	180
Lost	19	HDCP Total	840	939	901		2680

Won	19	Total	855	872	845		2572
		Handicap	71	71	71	71	213
Lost	5	HDCP Total	926	943	916		2785

Approved: Your mom

Approved: _____

Please turn in your scoresheets at the desk.

BLS2023b (c)2024 by CDE Software

Team Rosters

29 - Unholy Alliance Lane 27

Name	Gms	Avg	HDCP	Book Avg	True Average	Points Won	Points Lost	-1-	-2-	-3-
Mark Butler	60	213	14	202	213.58	47.0	33.0	218	221	268
Marilyn Alaniz	47	215	12	224	215.45	30.0	33.0	227	171	a206
Aaron Bey	9	196	28	205	196.44	6.0	6.0			
Adam Bruns	42	220	8	218	220.83	29.0	27.0	170	210	189
Noah Wydeven	45	218	10	220	218.98	32.0	28.0	217	228	239
Danny Mitchell	24	239	0	227	239.88	24.0	8.0			

23 - NutButton.com Lane 28

Name	Gms	Avg	HDCP	Book Avg	True Average	Points Won	Points Lost	-1-	-2-	-3-
Sydney Delp	60	163	56	---	163.68	37.0	43.0	179	164	149
Matthew Ward	63	231	0	221	231.52	52.0	32.0	257	192	198
Ethan Driver	63	225	4	225	225.27	45.0	39.0	227	245	257
Cade Williamson	54	216	11	226	212.39	34.0	38.0	277	194	193

Bally's Classic - Lanes 29-30



DOVER

Mid County Lanes
 10-Pin Rule Factored in Top of Recap

Week 22 Date 02/15/24

10-We Don't Care		Avg=668	Week 22 Lane 29				
Avg	Name	HDCP	1	2	3	H*3	Total
188	Jay Truby	35	188	186	191	105	670
129	Lynne Reiter-Truby	85	144	119	103	255	621
150	Dan Muirhead	68				204	
201	Ganob Carter	24	245	222	157	72	696
214	Danielle Subda	13	246	201	189	39	678
183	Amos Alston	39				117	

21-AARP		Avg=763	Week 22 Lane 30				
Avg	Name	HDCP	1	2	3	H*3	Total
148	Thea Stewart	69	120	152	148	207	627
203	Kenny Armstrong	22	225	182	181	66	654
206	Stefun Hawkins	20	182	222	182	60	646
206	Juston Yelverton	20				60	
192	Ernest Anderson	32	209	184	192	96	681

Won 13 1/2	Total	823	726			
	Handicap	212	157	157	157	
Lost 10 1/2	HDCP Total	980	883	799	2662	

Won 10 1/2	Total	736	740			
	Handicap	131	143	143	143	
Lost 13 1/2	HDCP Total	879	883	846	2608	

Approved: 5 3 1 4
 1 1/2

Approved: 1 3 1 2
 4 1/2

Please turn in your scoresheets at the desk.

BLS2023b (c)2024 by CDE Software

Team Rosters

10 - We Don't Care Lane 29

Name	Gms	Avg	HDCP	Book Avg	True Average	Points Won	Points Lost	-1-	-2-	-3-
Jay Truby	63	188	35	189	188.71	38.5	45.5	154	166	192
Lynne Reiter-Truby	57	129	85	113	129.77	25.5	50.5	121	108	126
Dan Muirhead	45	150	68	145	150.62	19.5	40.5	133	175	137
Ganob Carter	63	201	24	194	201.73	46.0	38.0	187	199	212
Danielle Subda	15	214	13	202	214.53	15.0	5.0			
Amos Alston	3	bk183	39	183	206.00	3.0	1.0			

21 - AARP Lane 30

Name	Gms	Avg	HDCP	Book Avg	True Average	Points Won	Points Lost	-1-	-2-	-3-
Thea Stewart	45	148	69	130	148.71	26.0	34.0			
Kenny Armstrong	50	203	22	205	203.28	30.0	37.0	228	207	237
Stefun Hawkins	63	206	20	210	206.32	40.0	44.0	215	158	207
Juston Yelverton	54	206	20	213	206.28	31.0	41.0	218	168	155
Ernest Anderson	15	192	32	182	192.00	10.0	10.0			

Mid County Lanes
 10-Pin Rule Factored in Top of Recap

Week 22 Date 02/15/24

2-Pocket Pounders		Avg=775		Week 22 Lane 31			
Avg	Name	HDCP	1	2	3	H*3	Total
197	Carter Dillon	28	182	182	182	84	630
190	Kevin Roberts	34				102	
198	Otha Demby	27	200	155	268	81	704
190	Gerald Dillon	34	175	175	175	102	627
212	Steve Rucker	15	225	216	180	45	666
172	Chase Dillon	49				147	

7-Lucky Strikes		Avg=690		Week 22 Lane 32			
Avg	Name	HDCP	1	2	3	H*3	Total
153	Hermond Walker	65	136	171	141	195	643
167	Cindy Bouwmans	53	155	135	145	159	594
180	Fran Duphily	42	138	189	164	126	617
190	Tom Reis	34	222	192	193	102	711
130	Maggie Beattie	85				255	

Won	16	Total	792	728	905	
Lost	8	Handicap	123	123	123	
		HDCP Total	909	857	928	4627

Won	8	Total	653	687	643	
Lost	16	Handicap	194	194	194	
		HDCP Total	747	881	837	2565

Approved: *[Signature]*

Approved: *Otha Demby*

Please turn in your scoresheets at the desk.

BLS2023b (c)2024 by CDE Software

- 1 Carter
- 2 Gerald
- 3 Otha
- 4 Steve

Team Rosters

2 - Pocket Pounders Lane 31

Name	Gms	Avg	HDCP	Book Avg	True Average	Points Won	Points Lost	-1-	-2-	-3-
Carter Dillon	60	197	28	199	197.85	42.5	37.5	214	159	199
Kevin Roberts	30	190	34	200	188.30	15.0	25.0			
Otha Demby	60	198	27	201	198.98	24.0	56.0	191	159	169
Gerald Dillon	21	190	34	200	184.05	6.0	22.0	223	191	194
Steve Rucker	63	212	15	222	210.71	37.0	47.0	258	223	224
Chase Dillon	15	172	49	---	172.27	10.0	10.0			

7 - Lucky Strikes Lane 32

Name	Gms	Avg	HDCP	Book Avg	True Average	Points Won	Points Lost	-1-	-2-	-3-
Hermond Walker	60	153	65	146	153.83	29.0	51.0	149	154	191
Cindy Bouwmans	51	167	53	166	167.20	37.0	31.0	173	176	147
Fran Duphily	60	180	42	190	167.05	16.5	63.5	173	171	156
Tom Reis	63	190	34	190	190.41	35.0	49.0	172	213	197
Maggie Beattie	12	130	85	126	130.83	3.0	13.0			