

Mid County Lanes
 10-Pin Rule Factored in Top of Recap

Week 18 Date 01/18/24

26-Chuck in Charge		Avg=822		Week 18 Lane 1			
Avg	Name	HDCP	1	2	3	H*3	Total
① 202	Chuck Wallace	23	234	207	178	69	688
② 185	Lisa Carr	38	151	181	212	114	658
217	CJ Hurst	11	---	---	---	33	---
④ 218	Ethan Gray	10	260	227	205	30	722
③ 222	John Wallace	6	279	190	245	18	732

15-Team 15		Avg=594		Week 18 Lane 2			
Avg	Name	HDCP	1	2	3	H*3	Total
① 199	Joe Dagg	26	199	200	238	78	715
② 193	Rich Lucas	31	205	199	191	93	688
④ 211	Andy Snellings	16	232	218	226	48	724
③ 202	John Miller	23	237	223	216	69	745
210	James Bailey Sr	17	---	---	---	51	---
206	Tom Hirst	20	---	---	---	60	---

Won 9	Total	924	805		
	Handicap	82	77	77	231
Lost 15	HDCP Total	1001	882	917	2800

Won 15	Total	873	806		
	Handicap	80	96	96	288
Lost 9	HDCP Total	969	1002	967	2872

Approved: *[Signature]*

Approved: *[Signature]*

Please turn in your scoresheets at the desk.

BLS2023b (c)2024 by CDE Software

Team Rosters

26 - Chuck in Charge Lane 1

Name	Gms	Avg	HDCP	Book Avg	True Average	Points Won	Points Lost	-1-	-2-	-3-
Chuck Wallace	33	202	23	212	193.73	19.0	25.0	203	236	235
Lisa Carr	48	185	38	186	185.69	33.0	31.0	188	224	190
CJ Hurst	48	217	11	224	217.33	35.5	28.5	235	223	186
Ethan Gray	48	218	10	219	218.50	33.0	31.0	212	184	196
John Wallace	15	222	6	218	222.00	10.0	10.0			

15 - Team 15 Lane 2

Name	Gms	Avg	HDCP	Book Avg	True Average	Points Won	Points Lost	-1-	-2-	-3-
Joe Dagg	42	199	26	198	199.40	28.5	27.5	208	180	156
Rich Lucas	30	193	31	192	193.07	18.0	22.0	204	158	166
Andy Snellings	45	211	16	197	211.82	34.5	25.5	256	257	182
John Miller	24	202	23	184	202.50	22.0	10.0	227	191	222
James Bailey Sr	42	210	17	214	210.98	27.0	29.0	245	160	158
Tom Hirst	9	206	20	195	206.89	5.0	7.0			

Mid County Lanes
****10-Pin Rule Factored in Top of Recap****

Week 18 Date 01/18/24


4-We Hate Each Other		Avg=798		Week 18 Lane 3			
Avg	Name	HDCP	1	2	3	H*3	Total
195	Mike Simpson (3)	29	211	225	232	87	755
195	Jim Mosuly (2)	29	244	175	193	87	699
219	Jake Warwick	9	-	-	-	27	-
189	Joe Simpson (4)	34	214	215	170	102	701
176	Jamie Spicer (1)	45	136	161	169	135	601

20-Team 20		Avg=720		Week 18 Lane 4			
Avg	Name	HDCP	1	2	3	H*3	Total
163	Vergenus Baker	56					168
193	Tyrone Dallas (3)	31	183	183	183	93	642
203	T J Foltz (4)	22	179	235	182	66	602
161	James Farley (1)	58	143	203	205	174	725
202	Bobby Maxwell (2)	23	168	236	280	69	753

Won 9.5	Total		805	776	764		2345
	Handicap	101	137	137	137		411
Lost 14.5	HDCP Total		942	913	901		2256

Won 15	Total		673	857	859		2389
14.5	Handicap	167	137	137	137		402
8.5	HDCP Total		807	991	984		2782

Approved: 

Approved: 

Please turn in your scoresheets at the desk.

BLS2023b (c)2024 by CDE Software

Team Rosters

4 - We Hate Each Other Lane 3

Name	Gms	Avg	HDCP	Book Avg	True Average	Points Won	Points Lost	-1-	-2-	-3-
Mike Simpson	39	195	29	194	195.28	29.5	22.5	180	204	213
Jim Mosuly	51	195	29	199	195.47	45.0	23.0	234	212	203
Jake Warwick	45	219	9	204	219.60	33.0	27.0	254	220	222
Joe Simpson	36	189	34	184	189.25	24.5	23.5			
Jamie Spicer	30	176	45	---	176.63	22.0	18.0	168	193	201

20 - Team 20 Lane 4

Name	Gms	Avg	HDCP	Book Avg	True Average	Points Won	Points Lost	-1-	-2-	-3-
Vergenus Baker	18	163	56	---	163.06	13.0	11.0	139	181	196
Tyrone Dallas	51	193	31	184	193.25	35.0	33.0	216	200	182
T J Foltz	48	203	22	193	203.98	32.0	32.0	247	236	213
James Farley	27	161	58	---	161.52	18.5	17.5	a151	a151	a151
Bobby Maxwell	26	202	23	188	202.27	14.5	20.5			

Bally's Classic - Lanes 5-6



Mid County Lanes
 10-Pin Rule Factored in Top of Recap

Week 18 Date 01/18/24

1-BG N FATT		Avg=668	Week 18 Lane 5					
Avg	Name	HDCP	1	2	3	H*3	Total	
164	Reggie Ennis	1	56	171	205	139	168	683
138	Steven McDaniel	2	78	171	144	182	234	731
178	Dwayne Parker	3	44	169	181	175	132	657
188	Mickey Ennis	4	35	205	190	210	105	710

24-Knuckles Deep		Avg=773	Week 18 Lane 6					
Avg	Name	HDCP	1	2	3	H*3	Total	
191	Scott Howard	2	33	171	172	188	99	630
183	Shaqueal Rouse	1	39	161	211	156	117	645
199	Shawn Bey	3	26	232	191	159	78	660
200	Pat Hogan	4	25	226	233	203	75	737
181	Matt Hammond	41					123	

Won	18.5	Total	716	720	706	2142
Lost	5.5	Handicap	213	213	213	639
		HDCP Total	929	933	919	2781

Won	5.5	Total	790	809	706	2305
Lost	18.5	Handicap	123	123	123	369
		HDCP Total	913	932	829	2674

Approved: 4 5 18 17

Approved: 2 1 12 2

Please turn in your scoresheets at the desk.

BLS2023b (c)2024 by CDE Software

1 - BG N FATT Lane 5

Name	Gms	Avg	HDCP	Book Avg	True Average	Points Won	Points Lost	-1-	-2-	-3-
Reggie Ennis	45	164	56	174	161.44	22.5	37.5	172	163	176
Steven McDaniel	45	138	78	144	138.38	26.5	33.5	123	110	168
Dwayne Parker	45	178	44	170	178.49	40.0	20.0	169	167	215
Mickey Ennis	48	188	35	185	188.67	32.0	32.0	176	190	139

24 - Knuckles Deep Lane 6

Name	Gms	Avg	HDCP	Book Avg	True Average	Points Won	Points Lost	-1-	-2-	-3-
Scott Howard	51	191	33	187	191.78	37.0	31.0	201	203	200
Shaqueal Rouse	27	183	39	193	182.30	18.5	17.5	204	211	176
Shawn Bey	48	199	26	189	199.10	29.0	35.0	213	175	157
Pat Hogan	48	200	25	210	200.83	29.0	35.0	253	198	206
Matt Hammond	27	181	41	181	181.56	20.0	16.0			

-16
-17
1/2 1/2

Team Rosters

Mid County Lanes
 10-Pin Rule Factored in Top of Recap

Week 18 Date 01/18/24

13-Lucky 13		Avg=813		Week 18 Lane 7			
Avg	Name	HDCP	1	2	3	H*3	Total
191	Shane Foskey	33	216	161	171	99	647
186	Rob Teat	37	214	209	234	111	768
208	Forrest Watson	18	214	214	225	54	690
228	Ken Mitchell	1				3	
218	Ben Thompson	10	204	207	260	30	701

32-Mickey's 4 Sale		Avg=750		Week 18 Lane 8			
Avg	Name	HDCP	1	2	3	H*3	Total
183	Ramon Rodriguez	39	192	192	188	117	669
168	Mickey Ortiz	52	159	136	157	156	608
199	Efrain Borges	26				78	
200	Doug Williamson	25	205	195	216	75	696
211	Austin O'Neal	16				48	
172	Jim Hopper	45	181	191	167	135	664

Won <u>17</u>	Total		929	791	590		2512
	Handicap	89	98	98	98		294
Lost <u>7</u>	HDCP Total		927	989	688		2806

Won <u>7</u>	Total		742	714	728		2184
	Handicap	142	161	161	161		483
Lost <u>17</u>	HDCP Total		103	975	589		2667

Approved: _____

Approved: _____

Please turn in your scoresheets at the desk.

Team Rosters

13 - Lucky 13 Lane 7

Name	Gms	Avg	HDCP	Book Avg	True Average	Points Won	Points Lost	-1-	-2-	-3-
Shane Foskey	30	191	33	201	183.33	17.5	22.5	184	201	172
Rob Teat	36	186	37	190	186.42	23.0	25.0	193	234	212
Forrest Watson	39	208	18	198	208.10	27.5	24.5	229	213	176
Ken Mitchell	3	bk228	1	228	211.67	1.0	3.0			
Ben Thompson	36	218	10	216	218.81	22.0	26.0	237	191	201

32 - Mickey's 4 Sale Lane 8

Name	Gms	Avg	HDCP	Book Avg	True Average	Points Won	Points Lost	-1-	-2-	-3-
Ramon Rodriguez	42	183	39	190	183.64	32.0	24.0			
Mickey Ortiz	48	168	52	167	168.92	25.5	38.5	136	222	201
Efrain Borges	45	199	26	202	199.00	38.0	22.0	181	171	183
Doug Williamson	39	200	25	205	200.26	24.0	28.0	192	258	236
Austin O'Neal	39	211	16	214	211.54	28.0	24.0	223	238	223

Mid County Lanes
****10-Pin Rule Factored in Top of Recap****

Week 18 Date 01/18/24

10-We Don't Care		Avg=664	Week 18					Lane 9
Avg	Name	HDCP	1	2	3	H*3	Total	
188	Jay Truby	35	218	156	172	105	651	
128	Lynne Reiter-Truby	86	145	118	159	258	680 (2)	
147	Dan Muirhead	70	140	157	156	210	663 (1)	
201	Ganob Carter	24	226	198	195	72	691 (4)	
214	Danielle Subda	13				39	(3)	
183	Amos Alston	39				117		

30-Underdogs		Avg=576	Week 18					Lane 10
Avg	Name	HDCP	1	2	3	H*3	Total	
107	Josh Hammett	104					312	
156	Steve Taylor	62	183	156	187	186	712	
194	Steve Wheeler	30	254	200	234	90	778	
119	Dave Savage	94	150	107	114	282	653	
151	Shawn Blackwell	62	159	120	146	186	611	

Won 9	Total		729	629	681		2040
	Handicap	215	215	215	215		645
Lost 15	HDCP Total		944	849	897		2685

Won 15	Total		746	583	682		2010
	Handicap	290	248	248	248		744
Lost 9	HDCP Total		994	831	929		2754

1 4 2 2

5 2 4 4

Approved: *Dan K. Soget*

Approved: *J. Leaf*

Please turn in your scoresheets at the desk!

BLS2023b (c)2024 by CDE Software

Team Rosters

10 - We Don't Care Lane 9

Name	Gms	Avg	HDCP	Book Avg	True Average	Points Won	Points Lost	-1-	-2-	-3-
Jay Truby	51	188	35	189	188.39	33.5	34.5	194	154	204
Lynne Reiter-Truby	45	128	86	113	128.04	19.5	40.5	129	118	161
Dan Muirhead	33	147	70	145	147.27	13.5	30.5			
Ganob Carter	51	201	24	194	201.47	37.0	31.0	195	222	166
Danielle Subda	15	214	13	202	214.53	15.0	5.0			
Amos Alston	3	bk183	39	183	206.00	3.0	1.0			

30 - Underdogs Lane 10

Name	Gms	Avg	HDCP	Book Avg	True Average	Points Won	Points Lost	-1-	-2-	-3-
Josh Hammett	15	107	104	—	107.87	7.0	13.0	124	140	94
Steve Taylor	51	156	62	139	156.90	27.5	40.5	163	174	155
Steve Wheeler	48	194	30	167	194.35	32.0	32.0	179	191	168
Dave Savage	51	119	94	120	119.02	25.0	43.0	111	128	136

Mid County Lanes
 10-Pin Rule Factored in Top of Recap


Week 18 Date 01/18/24

17-The Commission		Avg=791	Week 18 Lane 11				
Avg	Name	HDCP	1	2	3	H*3	Total
180	Kevin Woodruff	42	163	182	225	126	696
188	Mike Williams	35	203	240	204	105	752
204	Nathan Jackson	22	242	178	222	66	678
219	Eugene Wallace	9	203	236	184	27	650
187	Ivy Wallace	36				108	

7-Lucky Strikes		Avg=688	Week 18 Lane 12				
Avg	Name	HDCP	1	2	3	H*3	Total
153	Hermond Walker	65	162	152	126	195	635
166	Cindy Bouwmans	54				162	
180	Fran Duphily	42	136	134	167	126	563
189	Tom Reis	34	214	194	195	102	705
127	Maggie Beattie	87	131	153	138	261	683

Won 19	Total		811	806	835		
Lost 5	Handicap	108	108	108	108		
	HDCP Total		919	914	943		2776

Won 5	Total		643	633	626		
Lost 19	Handicap	195	228	228	228		
	HDCP Total		871	861	854		2586

Approved: 

Approved: 

Please turn in your scoresheets at the desk.

BLS2023b (c)2024 by CDE Software

Team Rosters

17 - The Commission Lane 11

Name	Gms	Avg	HDCP	Book Avg	True Average	Points Won	Points Lost	-1-	-2-	-3-
Kevin Woodruff	45	180	42	176	180.51	27.0	33.0	119	145	156
Mike Williams	48	188	35	178	188.13	34.0	30.0	146	214	158
Nathan Jackson	51	204	22	196	204.27	29.0	39.0	245	202	186
Eugene Wallace	51	219	9	210	219.37	35.0	33.0	207	202	190
Ivy Wallace	12	187	36	190	187.67	9.5	6.5			

7 - Lucky Strikes Lane 12

Name	Gms	Avg	HDCP	Book Avg	True Average	Points Won	Points Lost	-1-	-2-	-3-
Hermond Walker	48	153	65	146	153.58	24.0	40.0	158	148	121
Cindy Bouwmans	45	166	54	166	166.44	32.0	28.0			
Fran Duphily	48	180	42	190	166.92	12.5	51.5	149	117	180
Tom Reis	51	189	34	190	189.37	25.0	43.0	191	178	212
Maggie Beattie	9	127	87	126	127.56	3.0	9.0	138	144	138

Mid County Lanes
****10-Pin Rule Factored in Top of Recap****

Week 18 Date 01/18/24

12-Team 12		Avg=854		Week 18 Lane 13			
Avg	Name	HDCP	1	2	3	H*3	Total
203	Morris Jackson	22				66	
210	Vincent Myers ②	17	228	217	165	51	661
202	Ranee Jackson ③	23	201	203	195	69	668
239	Ray Smarsh ④	0	259	186	226	0	671
195	Arthur Singleton ①	29	172	196	220	87	675

28-Jugs and Sticks		Avg=719		Week 18 Lane 14			
Avg	Name	HDCP	1	2	3	H*3	Total
153	Rebekah Taylor	65	144	159	143	195	641
191	Brian Holmes	33	253	177	194	99	723
179	Stefanie Rose	43	203	197	130	129	659
196	Bob Taylor	28	205	203	217	84	709

Won 9	Total		860				
	Handicap	62	62				
Lost	HDCP Total		922	87	1875		2732

Won 15	Total						
	Handicap	169					
Lost	HDCP Total		974	905	853		2732

Approved: 929 1 2 4 2

Approved: 5 4 2 2

Please turn in your scoresheets at the desk.

Team Rosters

12 - Team 12 Lane 13

Name	Gms	Avg	HDCP	Book Avg	True Average	Points Won	Points Lost	-1-	-2-	-3-
Morris Jackson	45	203	22	199	203.18	30.0	30.0			
Vincent Myers	48	210	17	204	210.35	36.5	27.5	202	188	213
Ranee Jackson	48	202	23	206	202.96	29.0	35.0	210	196	237
Ray Smarsh	45	239	0	235	239.11	36.0	24.0	259	258	226
Arthur Singleton	12	195	29	—	195.67	8.0	8.0	202	237	167

28 - Jugs and Sticks Lane 14

Name	Gms	Avg	HDCP	Book Avg	True Average	Points Won	Points Lost	-1-	-2-	-3-
Bekkah Taylor	45	153	65	147	153.04	28.5	31.5	167	157	189
Brian Holmes	42	191	33	184	191.12	28.5	27.5			
Stefanie Rose	30	179	43	189	174.93	16.0	24.0	154	147	203
Bob Taylor	51	196	28	192	196.20	40.0	28.0	190	168	169

Mid County Lanes
 10-Pin Rule Factored in Top of Recap


Week 18 Date 01/18/24


21-AARP		Avg=763		Week 18 Lane 15			
Avg	Name	HDCP	1	2	3	H*3	Total
147	Thea Stewart	70	171	138	202	210	511
200	Kenny Armstrong	25				75	
210	Stefun Hawkins	17	252	228	153	51	630
206	Juston Yelverton	20	191	203	233	60	627
193	Ernest Anderson	31	163	205	189	93	555

5-Bad Company		Avg=657		Week 18 Lane 16			
Avg	Name	HDCP	1	2	3	H*3	Total
158	Matt Hecker	61	224	156	136	183	516
152	Dave Hecker	66	174	156	184	198	519
158	Anthony Ball	61	165	140	182	183	487
189	Kurt Hecker	34	226	219	224	102	669
156	Hayden Wyttenbach	62				186	

Won	8	Total	777	724	726		
		Handicap	132	138	138	138	
Lost	16	HDCP Total	915	912	913	2140	

Won	16	Total	789	671	726		
		Handicap	222				
Lost	8	HDCP Total	1011	893	948	2852	

Approved: 

Approved: 

Please turn in your scoresheets at the desk.

Team Rosters

21 - AARP Lane 15

Name	Gms	Avg	HDCP	Book Avg	True Average	Points Won	Points Lost	-1-	-2-	-3-
Thea Stewart	36	147	70	130	147.47	20.0	28.0	157	208	179
Kenny Armstrong	41	200	25	205	200.34	24.0	31.0	190	190	181
Stefun Hawkins	51	210	17	210	210.71	35.0	33.0	203	195	175
Juston Yelverton	42	206	20	213	206.67	24.0	32.0	213	163	178
Ernest Anderson	12	193	31	182	193.75	9.0	7.0			

5 - Bad Company Lane 16

Name	Gms	Avg	HDCP	Book Avg	True Average	Points Won	Points Lost	-1-	-2-	-3-
Matt Hecker	51	158	61	159	158.65	33.5	34.5	181	184	191
Dave Hecker	45	152	66	152	152.24	26.5	33.5	118	151	212
Anthony Ball	48	158	61	156	158.29	24.0	40.0	146	142	118
Kurt Hecker	48	189	34	195	189.29	29.0	35.0	157	221	178
Hayden Wyttenbach	12	156	62	166	155.42	6.0	10.0			

Bally's Classic - Lanes 17-18



Mid County Lanes
 10-Pin Rule Factored in Top of Recap

Week 18 Date 01/18/24

18-Tree Inc.		Avg=800	Week 18 Lane 17				
Avg	Name	HDCP	1	2	3	H*3	Total
190	Gene Messick	34	194	211	158	102	563
200	Chris Birch Sr.	25				75	
203	Michael Dyer	22				66	
207	Steve Samluk Sr	19	194	214	204	57	612
203	Steve Samluk Jr	22	171	161	200	66	532
	Will ISAACS	22	246	233	199	678	678
Won	16	Total	805				
Lost	8	Handicap	100	97	97	97	291
		HDCP Total	902	916	858		2676
			2	5	4		5

3-Take Frank's Mon		Avg=839	Week 18 Lane 18				
Avg	Name	HDCP	1	2	3	H*3	Total
187	Terri Sill	36				108	
218	Frank Jones	10	211	214	238	30	653
223	Derrick Stanley	5				15	
211	Jessica Stewart	16	201	161	191	48	553
192	Tyler Jones	32				96	
227	Pete Lefevre	2	225	202	197	6	624
	Kevin Buckett	28	226	193	158		577
Won	8	Total	863	770			
Lost	16	Handicap	67	56	56	56	168
		HDCP Total	919	826	830		2575
			4	1	2		1

Approved:

Approved:

Please turn in your scoresheets at the desk.

BLS2023b (c)2024 by CDE Software

Team Rosters

18 - Tree Inc. Lane 17

Name	Gms	Avg	HDCP	Book Avg	True Average	Points Won	Points Lost	-1-	-2-	-3-
Gene G. Messick	45	190	34	194	190.58	35.0	25.0	234	237	142
Chris Birch Sr.	42	200	25	201	200.36	36.5	19.5	255	222	191
Michael Dyer	48	203	22	211	203.19	31.0	33.0	232	200	188
Steve D. Samluk Sr	51	207	19	205	207.49	41.5	26.5	190	214	207
Steve D. Samluk Jr	12	203	22	192	203.83	13.0	3.0			

3 - Take Frank's Mon Lane 18

Name	Gms	Avg	HDCP	Book Avg	True Average	Points Won	Points Lost	-1-	-2-	-3-
Terri Sill	38	187	36	186	187.32	20.0	31.0			
Frank Jones	51	218	10	221	218.29	34.5	33.5	192	244	192
Derrick Stanley	45	223	5	---	223.73	31.0	29.0	252	267	224
Jessica Stewart	39	211	16	211	211.10	22.0	30.0	224	176	180
Tyler Jones	9	192	32	---	192.22	6.0	6.0			
Pete Lefevre	6	227	2	---	227.17	5.0	3.0			

Mid County Lanes
****10-Pin Rule Factored in Top of Recap****

Week 18 Date 01/18/24

25-Team 25		Avg=799	Week 18 Lane 19				
Avg	Name	HDCP	1	2	3	H*3	Total
200	Deena Koontz	25				75	
186	Kayla Tam	37	234	216	200	111	761
203	Lynne Dellis	22				66	
210	Bruce Morris	17	267	202	181	51	701
174	Richie Casalvera	47	173	185	178	141	677
	Austin O'Neal ^{sub}	16	222	256	166	48	692

6-Thumb & Dumber		Avg=857	Week 18 Lane 20				
Avg	Name	HDCP	1	2	3	H*3	Total
214	Larry Hall	13	256	257	209	39	761
192	Loren Wozney	32	211	223	173	96	703
214	Jacob Jensen	18	235	215	234	39	723
237	Matt Wozney	0	268	258	277	0	803

Won 5.5	Total	117	896	859	725	283
Lost 18.5	Handicap	101	117	117	117	351
	HDCP Total		1,013	976	842	

Won 18.5	Total		970	953	893	2,990
Lost 5.5	Handicap	58	58	58	58	232
	HDCP Total		1,028	1,011	951	

Approved: [Signature] 2 1 2 .5

Approved: [Signature] 4 5 4 5.5

Please turn in your scoresheets at the desk.

Team Rosters

25 - Team 25 Lane 19

Name	Gms	Avg	HDCP	Book Avg	True Average	Points Won	Points Lost	-1-	-2-	-3-
Deena Koontz	15	200	25	190	200.87	14.0	6.0			
Kayla Tam	36	186	37	189	186.36	20.5	27.5	195	202	158
Lynne Dellis	48	203	22	200	203.46	40.0	24.0	231	204	196
Bruce Morris	45	210	17	203	210.51	35.5	24.5	191	172	214
Richie Casalvera	45	174	47	178	174.27	35.0	25.0	183	145	165

6 - Thumb & Dumber Lane 20

Name	Gms	Avg	HDCP	Book Avg	True Average	Points Won	Points Lost	-1-	-2-	-3-
Larry Hall	48	214	13	213	214.15	41.0	23.0			
Loren Wozney	33	192	32	189	192.09	23.0	21.0	193	222	191
Jacob Jensen	48	214	13	205	214.42	30.0	34.0	174	208	233
Matt Wozney	45	237	0	229	237.24	37.0	23.0	277	229	244

Mid County Lanes
 10-Pin Rule Factored in Top of Recap

Week 18 Date 01/18/24

19-Why You Mad??		Avg=893		Week 18 Lane 21			
Avg	Name	HDCP	1	2	3	H*3	Total
211	Robert Cook	16	201	207	228	48	684
216	Chang Kim	11	195	194	191	33	613
222	Rob LaBrake ^{¥380}	6	300	279	217	18	814
244	Stevie Weber	0	161	264	258	0	683
207	Chuck Dixon	19				57	

8-Door Mats		Avg=798		Week 18 Lane 22			
Avg	Name	HDCP	1	2	3	H*3	Total
214	Mike Anderson	13	227	201	204	39	671
183	Jerry Lowe	39	184	203	170	117	674
196	Mike Brink	28	215	199	190	84	688
205	Matthew Bitler	21	195	210	148	63	614
239	Mark Cliniff	0				0	
	Chuck Gatrell	0					

Won	16	Total		857	944	894		2695
		Handicap	33	33	33	33		99
Lost	8	HDCP Total		890	977	927		2794

Won	8	Total		821	813	710		2344
		Handicap	101	101	101	101		303
Lost	16	HDCP Total		922	914	811		2647

Approved:
 1 5 5 5

Approved:
 5 1 1 1

Please turn in your scoresheets at the desk.

Jerry Lowe

Mark Cliniff

Team Rosters

19 - Why You Mad?? Lane 21

Name	Gms	Avg	HDCP	Book Avg	True Average	Points Won	Points Lost	-1-	-2-	-3-
Robert Cook	45	211	16	218	211.02	30.5	29.5	159	216	267
Chang Kim	51	216	11	221	216.35	31.0	37.0	226	246	190
Rob LaBrake	51	222	6	232	221.55	39.5	28.5	243	257	188
Stevie Weber	45	244	0	237	244.64	47.0	13.0	276	255	239
Chuck Dixon	15	207	19	214	207.07	11.0	9.0			

8 - Door Mats Lane 22

Name	Gms	Avg	HDCP	Book Avg	True Average	Points Won	Points Lost	-1-	-2-	-3-
Mike Anderson	45	214	13	202	214.13	40.0	20.0	202	225	207
Jerry Lowe	48	183	39	180	183.85	34.5	29.5	179	171	167
Mike Brink	45	196	28	195	196.49	33.5	26.5	156	237	174
Matthew Bitler	51	205	21	206	205.76	40.0	28.0	197	201	246
Mark Cliniff	15	239	0	---	239.27	16.0	4.0			
Chuck Gatrell	0	0	0	---						

Mid County Lanes
 10-Pin Rule Factored in Top of Recap

Week 18 Date 01/18/24

27-Livin' On A Spar		Avg=703		Week 18 Lane 23			
Avg	Name	HDCP	1	2	3	H*3	Total
156	Bernie Connor	62	149	116	137	186	588
174	Mickey Connor	47	162	218	182	141	703
182	Will Parker	40	237	167	188	120	712
191	Eric Hamann	33	170	217	159	99	645
178	Clint Welch	44				132	

9-Just Bowl		Avg=790		Week 18 Lane 24			
Avg	Name	HDCP	1	2	3	H*3	Total
184	Aaron Wallace	39	217	223	167	117	724
181	Rich Owens	41	214	187	180	123	704
213	Mike Cline	14	258	278	278	42	856
212	Mike Beck	15	220	278	182	45	731
219	Leon Stark	9				27	

Won	3	Total					2102
		Handicap	182	182	182	182	546
Lost	21	HDCP Total	900	900	848		2648

Won	21	Total					2688
		Handicap	109	109	109	109	397
Lost	3	HDCP Total	1029	1075	910		3015

Approved: Michael

Approved: Bernie Connor

Please turn in your scoresheets at the desk.

Team Rosters

27 - Livin' On A Spar Lane 23

Name	Gms	Avg	HDCP	Book Avg	True Average	Points Won	Points Lost	-1-	-2-	-3-
Bernie Connor	45	156	62	152	156.22	31.5	28.5	157	167	139
Mickey Connor	48	174	47	172	174.65	31.5	32.5	179	208	221
Will Parker	42	182	40	187	182.40	26.0	30.0	128	206	195
Eric Hamann	42	191	33	194	191.45	25.0	31.0	197	235	189
Clint Welch	15	178	44	185	178.53	13.0	7.0			

9 - Just Bowl Lane 24

Name	Gms	Avg	HDCP	Book Avg	True Average	Points Won	Points Lost	-1-	-2-	-3-
Aaron Wallace	51	184	39	176	184.53	27.5	40.5	203	169	178
Rich Owens	21	181	41	159	181.81	19.0	9.0			
Mike Cline	51	213	14	211	213.00	34.0	34.0	218	221	183
Mike Beck	48	212	15	207	212.33	27.0	37.0	202	178	184
Leon Stark	27	219	9	216	219.41	16.0	20.0	215	201	179

Mid County Lanes
****10-Pin Rule Factored in Top of Recap****

Week 18 Date 01/18/24

11-Team 11		Avg=772		Week 18 Lane 25			
Avg	Name	HDCP	1	2	3	H*3	Total
145	Jennifer Simms	72	201	167	140	216	724
181	Eric Simms	41	186	206	171	123	686
209	Justice Simms	17				51	
237	Christion Simms	0	201	235	241	0	677
	Troy Lench	4	224	180	196	12	608
				176			
				784			
Won 18	Total		812	748			2344
	Handicap	130	117	117	117		351
Lost 6	HDCP Total		129	101	85		2645

23-NutButton.com		Avg=840		Week 18 Lane 26			
Avg	Name	HDCP	1	2	3	H*3	Total
161	Sydney Delp	58	163	172	178	174	687
236	Matthew Ward	0	221	197	182	0	600
227	Ethan Driver	2	247	234	201	6	688
216	Cade Williamson	11	201	209	184	33	627
Won 6	Total		832	812	745		2389
	Handicap	71	71	71	71		213
Lost 18	HDCP Total		903	882	816		2602

Approved: *Sydney Delp*

Approved: *[Signature]*

Please turn in your scoresheets at the desk.

Team Rosters

11 - Team 11 Lane 25

Name	Gms	Avg	HDCP	Book Avg	True Average	Points Won	Points Lost	-1-	-2-	-3-
Jennifer Simms	51	145	72	---	145.96	33.5	34.5	132	136	123
Eric Simms	51	181	41	---	181.90	26.5	41.5	244	197	178
Justice Simms	45	209	17	---	209.29	35.0	25.0	237	208	181
Christion Simms	45	237	0	225	237.60	31.0	29.0	219	285	188

23 - NutButton.com Lane 26

Name	Gms	Avg	HDCP	Book Avg	True Average	Points Won	Points Lost	-1-	-2-	-3-
Sydney Delp	48	161	58	---	161.17	30.5	33.5	145	156	145
Matthew Ward	51	236	0	221	236.51	46.5	21.5	228	280	241
Ethan Driver	51	227	2	225	227.06	40.5	27.5	247	215	225
Cade Williamson	45	216	11	226	211.20	27.0	33.0			

Mid County Lanes
****10-Pin Rule Factored in Top of Recap****

Week 18 Date 01/18/24

31-Sure 2 Win		Avg=761		Week 18 Lane 27			
Avg	Name	HDCP	1	2	3	H*3	Total
1	196 Charles Tilghman	28	223	182	187	84	676
	155 Celeste Perry	63				189	
4	198 Keith Perry	27	209	224	174	81	690
	212 Walt Parker	15		122		45	
2	195 Jawara Jones	29	238	187	187	87	704
3	226 KEITH CAMPBELL	3	203	193	192	9	597
			873	742			
Won	9	Total	295	791	726	2405	
		Handicap	133	87	87	87	261
Lost	15	HDCP Total	960	878	829	2667	

16-Probably Maybe		Avg=783		Week 18 Lane 28			
Avg	Name	HDCP	1	2	3	H*3	Total
	167 Alyssa Gray	53	201	177	150	159	667
	196 Shawn Rutter	28	196	236	187	84	703
	203 Rodney Smith	22	171	199	181	66	617
	217 Chad Whiteman	11	227	211	202	33	673
			795				
Won	15	Total	823	720			2338
		Handicap	114	114	114	342	
Lost	9	HDCP Total	909	937	839	2680	

Approved:

Approved:

Please turn in your scoresheets at the desk.

Team Rosters

31 - Sure 2 Win Lane 27

Name	Gms	Avg	HDCP	Book Avg	True Average	Points Won	Points Lost	-1-	-2-	-3-
Charles Tilghman	51	196	28	188	196.43	42.5	25.5	164	174	192
Celeste Perry	6	bk155	63	155	141.67		8.0			
Keith Perry	51	198	27	193	198.04	29.5	38.5	183	247	299
Walt Parker	48	212	15	207	212.54	39.0	25.0	215	164	224
Jawara Jones	36	195	29	183	195.14	26.5	21.5	269	225	225

16 - Probably Maybe Lane 28

Name	Gms	Avg	HDCP	Book Avg	True Average	Points Won	Points Lost	-1-	-2-	-3-
Alyssa Gray	48	167	53	170	167.50	27.0	37.0	165	162	191
Shawn Rutter	51	196	28	198	196.69	37.5	30.5	149	199	182
Rodney Smith	45	203	22	212	203.98	32.0	28.0	164	223	177
Chad Whiteman	42	217	11	222	217.88	25.5	30.5	246	200	224

Mid County Lanes
****10-Pin Rule Factored in Top of Recap****

Week 18 Date 01/18/24

2-Pocket Pounders		Avg=780		Week 18 Lane 29			
Avg	Name	HDCP	1	2	3	H*3	Total
200	Carter Dillon 1	25	149	198	214	75	636
190	Kevin Roberts	34				102	
200	Otha Demby ^{BLIND} 2	25	190	190	190	75	645
190	Gerald Dillon 3	34	193	180	165	102	640
212	Steve Rucker 4	15	215	191	215	45	665
172	Chase Dillon	49				147	

22-Strictly Bizness		Avg=793		Week 18 Lane 30			
Avg	Name	HDCP	1	2	3	H*3	Total
196	Tim Cambridge 1	28	195	187	191	84	657
199	Aaron Money 3	26	191	195	257	78	721
181	Kenny Guy 2	41	182	188	181	123	674
217	Andrew Timmons 4	11	192	229	254	33	708
186	Jay Ayers	37				111	

Won 4	Total		747	759		
	Handicap	118	99	99	99	
Lost 20	HDCP Total		846	858	883	2587

Won 20	Total		760	799		
	Handicap	106	106	106	106	
Lost 4	HDCP Total		866	908	989	2760

Approved: [2] [1] [1] [0]

Approved: [4] [5] [5] [6]

Please turn in your scoresheets at the desk.

Team Rosters

2 - Pocket Pounders Lane 29

Name	Gms	Avg	HDCP	Book Avg	True Average	Points Won	Points Lost	-1-	-2-	-3-
Carter Dillon	48	200	25	199	200.35	35.0	29.0	214	166	179
Kevin Roberts	30	190	34	200	188.30	15.0	25.0			
Otha Demby	51	200	25	201	200.94	23.0	45.0	213	189	154
Gerald Dillon	9	190	34	200	171.00	1.0	11.0	159	166	150
Steve Rucker	51	212	15	222	208.92	28.0	40.0	242	258	210
Chase Dillon	15	172	49	---	172.27	10.0	10.0			

22 - Strictly Bizness Lane 30

Name	Gms	Avg	HDCP	Book Avg	True Average	Points Won	Points Lost	-1-	-2-	-3-
Tim Cambridge	48	196	28	206	187.48	27.0	37.0	175	226	193
Aaron Money	45	199	26	201	199.64	29.0	31.0	235	213	173
Kenny Guy	33	181	41	186	181.91	24.0	20.0			
Andrew Timmons	36	217	11	212	217.42	24.0	24.0	235	228	239
Jay Ayers	18	186	37	196	185.33	8.0	16.0			

Mid County Lanes
 10-Pin Rule Factored in Top of Recap

Week 18 Date 01/18/24

29-Unholy Alliance		Avg=849	Week 18 Lane 31				
Avg	Name	HDCP	1	2	3	H*3	Total
212	Mark Butler ①	15	222	201	228	45	696
218	Marilyn Alaniz ③	10	200	202	159	30	591
196	Aaron Bey	28	/	/	/	84	/
223	Adam Bruns ②	5	244	193	254	15	706
220	Noah Wydeven ④	8	258	229	138	24	649
237	Danny Mitchell	0	/	/	/	0	/

14-A\$\$HOLES		Avg=846	Week 18 Lane 32				
Avg	Name	HDCP	1	2	3	H*3	Total
181	Kateri Elder	41	137	182	161	123	603
214	Tim Foltz	13	204	152	192	39	587
212	Drew Bowerson	15	183	226	234	45	688
239	Brian Elder	0	279	226	216	0	721
222	Jim Briggs	6	/	/	/	18	/

Won	15	Total	924	825	779	2528
	9	Handicap	3858	38	38	114
Lost		HDCP Total	962	863	817	2642

Won	9	Total	803	786	803	2392
	15	Handicap	69	69	69	207
Lost		HDCP Total	872	855	873	2599

5 4 2 4

1 2 4 2

Approved:

Approved:

Please turn in your scoresheets at the desk.

Team Rosters

29 - Unholy Alliance Lane 31

Name	Gms	Avg	HDCP	Book Avg	True Average	Points Won	Points Lost	-1-	-2-	-3-
Mark Butler	48	212	15	202	212.27	38.0	26.0	225	243	188
Marilyn Alaniz	39	218	10	224	218.33	28.0	24.0	216	234	214
Aaron Bey	9	196	28	205	196.44	6.0	6.0			
Adam Bruns	30	223	5	218	223.37	21.0	19.0	167	225	245
Noah Wydeven	36	220	8	220	220.94	27.0	21.0	279	170	212
Danny Mitchell	21	237	0	227	237.90	21.0	7.0			

14 - A\$\$HOLES Lane 32

Name	Gms	Avg	HDCP	Book Avg	True Average	Points Won	Points Lost	-1-	-2-	-3-
Kateri Elder	36	181	41	185	181.19	26.0	22.0	192	248	209
Tim Foltz	48	214	13	210	214.88	32.5	31.5	a204	a204	a204
Drew Bowerson	48	212	15	222	210.08	31.0	33.0	204	171	172
Brian Elder	45	239	0	232	239.27	34.0	26.0	257	246	223
Jim Briggs	9	222	6	212	222.56	10.0	2.0			