

# Bally's Classic - Lanes 1-2



DOVER

Mid County Lanes  
 \*\*10-Pin Rule Factored in Top of Recap\*\*

Week 16 Date 01/04/24

8-Door Mats		Avg=798		Week 16 Lane 1			
Avg	Name	HDCP	1	2	3	H*3	Total
216	Mike Anderson	11	159	181	215	33	588
182	Jerry Lowe	40	202	221	229	120	772
196	Mike Brink	28	201	211	213	84	709
204	Matthew Bitler	22	192	227	235	66	720
239	Mark Cliniff	0				0	
	Chuck Gatrell	0					

20-Team 20		Avg=715		Week 16 Lane 2			
Avg	Name	HDCP	1	2	3	H*3	Total
161	Vergenus Baker	58				174	
192	Tyrone Dallas #3	32	177	246	169	96	688
201	T J Foltz #4	24	214	177	222	72	685
161	James Farley #1	58	158	192	134	174	658
200	Bobby Maxwell #2	25	217	214	218	75	724

Won	14 1/2	Total		754	840	892	2486
		Handicap	101	101	101	101	303
Lost	9 1/2	HDCP Total		855	941	993	2786

Won	9 1/2	Total		766	829	743	2338
		Handicap	172	139	139	139	417
Lost	14 1/2	HDCP Total		905	968	882	2755

Approved: 1/2

Approved: 1/2

Please turn in your scoresheets at the desk.

BLS2023b (c)2024 by CDE Software

## Team Rosters

### 8 - Door Mats Lane 1

Name	Gms	Avg	HDCP	Book Avg	True Average	Points Won	Points Lost	-1-	-2-	-3-
Mike Anderson	39	216	11	202	216.59	36.0	16.0	202	226	216
Jerry Lowe	42	182	40	180	182.29	31.0	25.0	179	176	181
Mike Brink	39	196	28	195	196.15	28.5	23.5	226	216	268
Matthew Bitler	45	204	22	206	204.36	34.0	26.0	184	180	279
Mark Cliniff	15	239	0	---	239.27	16.0	4.0			
Chuck Gatrell	0	0	0	---						

### 20 - Team 20 Lane 2

Name	Gms	Avg	HDCP	Book Avg	True Average	Points Won	Points Lost	-1-	-2-	-3-
Vergenus Baker	15	161	58	---	161.27	9.0	11.0			
Tyrone Dallas	45	192	32	184	192.58	30.0	30.0	201	207	222
T J Foltz	42	201	24	193	201.95	28.0	28.0	179	148	190
James Farley	24	161	58	---	161.54	15.5	16.5			
Bobby Maxwell	23	200	25	188	200.43	14.0	17.0	173	180	267

Mid County Lanes  
 \*\*10-Pin Rule Factored in Top of Recap\*\*

Week 16 Date 01/04/24

6-Thumb & Dumber		Avg=856		Week 16 Lane 3				
Avg	Name	HDCP	1	2	3	H*3	Total	
213	Larry Hall	14	187	130	251	42	716	
193	Loren Johnston	31	141	178	190	93	650	
213	Jacob Jensen	14	246	216	237	42	716	
237	Matt Wozney	0	235	234	181	0	650	

26-Chuck in Charge		Avg=821		Week 16 Lane 4				
Avg	Name	HDCP	1	2	3	H*3	Total	
202	Chuck Wallace	23	199	203	193	69	664	
183	Lisa Carr	39	255	179	169	117	720	
216	CJ Hurst	11	299	181	203	33	716	
220	Ethan Gray	8	183	225	236	24	668	
222	John Wallace	6				18	650	

Won 15	Total	809	864	859	
	Handicap	59	59	59	177
Lost 9	HDCP Total	868	928	918	

Won 9	Total	936	801	
	Handicap	81	81	243
Lost 15	HDCP Total	1,017	869	882

Approved: \_\_\_\_\_

Approved: \_\_\_\_\_

Please turn in your scoresheets at the desk.

BLS2023b (c)2024 by CDE Software

*WRONG WRONG*

716  
602  
741  
650

*WRONG WRONG!!!*  
*(LOL)*

664  
720  
716  
668

Team Rosters

6 - Thumb & Dumber Lane 3

Name	Gms	Avg	HDCP	Book Avg	True Average	Points Won	Points Lost	-1-	-2-	-3-
Larry Hall	45	213	14	213	213.44	38.0	22.0	245	205	228
Loren Johnston	27	193	31	189	193.48	19.0	17.0			
Jacob Jensen	42	213	14	205	213.76	27.0	29.0	234	183	265
Matt Wozney	39	237	0	229	237.85	31.0	21.0	232	204	224

26 - Chuck in Charge Lane 4

Name	Gms	Avg	HDCP	Book Avg	True Average	Points Won	Points Lost	-1-	-2-	-3-
Chuck Wallace	27	202	23	212	189.78	15.0	21.0	187	213	204
Lisa Carr	42	183	39	186	183.52	26.0	30.0	221	235	137
CJ Hurst	42	216	11	224	216.79	34.5	21.5	267	228	217
Ethan Gray	42	220	8	219	220.29	29.0	27.0	214	209	227
John Wallace	15	222	6	218	222.00	10.0	10.0			

Mid County Lanes  
**\*\*10-Pin Rule Factored in Top of Recap\*\***

Week 16 Date 01/04/24

28-Jugs and Sticks		Avg=716		Week 16 Lane 5			
Avg	Name	HDCP	1	2	3	H*3	Total
151	Rebekah Taylor	67	141	141	141	201	624
191	Brian Holmes	33	<del>210</del>			99	
179	Stefanie Rose	43	210	216	205	129	760
195	Bob Taylor	29	202	245	247	87	781
220	Keith Campbell	8	184	290	277	24	775
Total			737	892	870		2499
Handicap			172	147	147		441
HDCP Total			884	1039	1017		2940

14-A\$\$HOLES		Avg=843		Week 16 Lane 6			
Avg	Name	HDCP	1	2	3	H*3	Total
178	Kateri Elder	44					132
214	Tim Foltz	13	230	235	216	39	721
212	Drew Bowerson	15	184	214	221	45	664
239	Brian Elder	0				0	
222	Jim Briggs	6					18
228	Bill Heath	1	221	278	238		737
237	Mickey Gilman	0	211	255	211		677
Total			846	982	886		2714
Handicap			72	29	29		87
HDCP Total			875	1011	915		2801

Approved: Mickey Mouse

Approved: [Signature]

Please turn in your scoresheets at the desk.

### Team Rosters

#### 28 - Jugs and Sticks Lane 5

Name	Gms	Avg	HDCP	Book Avg	True Average	Points Won	Points Lost	-1-	-2-	-3-
Bekkah Taylor	42	151	67	147	151.76	27.5	28.5	144	112	154
Brian Holmes	42	191	33	184	191.12	28.5	27.5			
Stefanie Rose	24	179	43	189	171.38	11.0	21.0	136	233	196
Bob Taylor	45	195	29	192	195.22	36.0	24.0	232	195	148

#### 14 - A\$\$HOLES Lane 6

Name	Gms	Avg	HDCP	Book Avg	True Average	Points Won	Points Lost	-1-	-2-	-3-
Kateri Elder	33	178	44	185	178.00	22.0	22.0	162	193	203
Tim Foltz	45	214	13	210	214.07	32.5	27.5	279	208	181
Drew Bowerson	42	212	15	222	212.33	29.0	27.0	169	150	279
Brian Elder	42	239	0	232	239.07	30.0	26.0	232	279	222
Jim Briggs	9	222	6	212	222.56	10.0	2.0			

Mid County Lanes  
**\*\*10-Pin Rule Factored in Top of Recap\*\***

Week 16 Date 01/04/24

16-Probably Maybe		Avg=781		Week 16 Lane 7			
Avg	Name	HDCP	1	2	3	H*3	Total
167	Alyssa Gray	53	163	166	170	159	658
195	Shawn Rutter	29	247	200	245	87	779
203	Rodney Smith	22	266	235	191	66	760
216	Chad Whiteman	11	202	257	230	33	722

21-AARP		Avg=764		Week 16 Lane 8			
Avg	Name	HDCP	1	2	3	H*3	Total
145	Thea Stewart	72	150	145	105	216	622
201	Kenny Armstrong	24	191	191	191	72	645
211	Stefun Hawkins	16	224	191	245	48	708
207	Juston Yelverton	19	212	206	241	57	716
193	Ernest Anderson	31	-	-	-	93	

Won <u>20</u>	Total		580	258	236		2574
	Handicap	115					
Lost <u>4</u>	HDCP Total		993	973	951		2919

Won <u>4</u>	Total		783	833	782		2298
	Handicap	131					
Lost <u>20</u>	HDCP Total		914	864	913		2691

Approved: 4 6 4 6

Approved: 2 0 2 2

Please turn in your scoresheets at the desk.

### Team Rosters

#### 16 - Probably Maybe Lane 7

Name	Gms	Avg	HDCP	Book Avg	True Average	Points Won	Points Lost	-1-	-2-	-3-
Alyssa Gray	42	167	53	170	167.21	23.0	33.0	a157	a157	a157
Shawn Rutter	45	195	29	198	195.76	31.5	28.5	183	<b>255</b>	<b>203</b>
Rodney Smith	39	203	22	212	203.10	29.0	23.0	<b>204</b>	<b>246</b>	<b>211</b>
Chad Whiteman	36	216	11	222	216.44	20.5	27.5	<b>224</b>	226	<b>233</b>

#### 21 - AARP Lane 8

Name	Gms	Avg	HDCP	Book Avg	True Average	Points Won	Points Lost	-1-	-2-	-3-
Thea Stewart	30	145	72	130	145.30	15.0	25.0	110	129	112
Kenny Armstrong	38	201	24	205	201.39	22.0	29.0			
Stefun Hawkins	45	211	16	210	211.40	33.0	27.0	<b>298</b>	<b>191</b>	252
Juston Yelverton	36	207	19	213	207.42	21.0	27.0	185	230	192
Ernest Anderson	12	193	31	182	193.75	9.0	7.0	164	<b>200</b>	<b>211</b>

# Bally's Classic - Lanes 9-10



Mid County Lanes  
**\*\*10-Pin Rule Factored in Top of Recap\*\***

Week 16 Date 01/04/24

24-Knuckles Deep		Avg=773	Week 16 Lane 9				
Avg	Name	HDCP	1	2	3	H*3	Total
191	Scott Howard	33	213	158	200	99	665
183	Shaqueal Rouse	39	208	150	145	117	620
199	Shawn Bey	26	215	213	171	78	727
200	Pat Hogan	25	246	223	163	75	707
181	Matt Hammond	41				123	

11-Team 11		Avg=775	Week 16 Lane 10				
Avg	Name	HDCP	1	2	3	H*3	Total
147	Jennifer Simms	70	115	159	124	210	608
181	Eric Simms	41	151	169	177	123	620
210	Justice Simms	17	202	201	182	51	636
237	Christion Simms	0	200	259	269	0	728

Won 12 1/2	Total		932	739	679		2350
	Handicap	123	123	123	123		369
Lost 11 1/2	HDCP Total		1055	867	802		2724

Won 11 1/2	Total		668	788	752		2208
	Handicap	128	128	128	128		384
Lost 12 1/2	HDCP Total		796	916	880		2592

Approved: Justice Simms

Approved: [Signature]

Please turn in your scoresheets at the desk.

BLS2023b (c)2024 by CDE Software

+259

### Team Rosters

#### 24 - Knuckles Deep Lane 9

Name	Gms	Avg	HDCP	Book Avg	True Average	Points Won	Points Lost	-1-	-2-	-3-
Scott Howard	45	191	33	187	191.36	30.0	30.0	193	247	177
Shaqueal Rouse	21	183	39	193	182.29	14.0	14.0			
Shawn Bey	42	199	26	189	199.12	25.0	31.0	190	233	202
Pat Hogan	42	200	25	210	198.83	24.0	32.0	194	175	196
Matt Hammond	27	181	41	181	181.56	20.0	16.0	182	165	245

#### 11 - Team 11 Lane 10

Name	Gms	Avg	HDCP	Book Avg	True Average	Points Won	Points Lost	-1-	-2-	-3-
Jennifer Simms	45	147	70	—	147.89	31.5	28.5	194	158	130
Eric Simms	45	181	41	—	181.36	21.0	39.0	179	191	159
Justice Simms	39	210	17	—	210.44	31.0	21.0	227	246	200
Christion Simms	39	237	0	225	237.74	28.0	24.0	300	204	209

# Bally's Classic - Lanes 11-12



Mid County Lanes  
**\*\*10-Pin Rule Factored in Top of Recap\*\***

Week 16 Date 01/04/24

32-Mickey's 4 Sale		Avg=743	Week 16 Lane 11				
Avg	Name	HDCP	1	2	3	H*3	Total
182	Ramon Rodriguez (4)	40	180	194	222	120	716
166	Mickey Ortiz (1)	54	174	193	176	162	705
198	Efrain Borges (2)	27	246	200	236	81	763
197	Doug Williamson (3)	28	203	203	191	84	681
210	Austin O'Neal	17				51	

2-Pocket Pounders		Avg=794	Week 16 Lane 12				
Avg	Name	HDCP	1	2	3	H*3	Total
202	Carter Dillon (1)	23	200	180	179	69	628
190	Kevin Roberts	34				102	
202	Otha Demby (3)	23	176	225	176	69	646
200	Gerald Dillon (2)	25	213	173	177	75	638
212	Steve Rucker (4)	15	171	215	222	45	653
172	Chase Dillon	49				147	

Won	23	Total	803	790	825	
		Handicap	149	149	149	447
Lost	1	HDCP Total	952	939	974	2865

Won	1	Total	760	793	754	
		Handicap	105	86	86	258
Lost	23	HDCP Total	846	879	840	2565

Approved: [Signature]

Approved: [Signature]

**Please turn in your scoresheets at the desk.**

BLS2023b (c)2024 by CDE Software

## Team Rosters

### 32 - Mickey's 4 Sale Lane 11

Name	Gms	Avg	HDCP	Book Avg	True Average	Points Won	Points Lost	-1-	-2-	-3-
Ramon Rodriguez	39	182	40	190	182.49	28.0	24.0	171	197	194
Mickey Ortiz	42	166	54	167	166.81	18.5	37.5	147	158	128
Efrain Borges	39	198	27	202	198.41	33.0	19.0	178	241	168
Doug Williamson	33	197	28	205	197.79	17.0	27.0	189	244	226
Austin O'Neal	33	210	17	214	210.70	24.0	20.0	194	268	213

### 2 - Pocket Pounders Lane 12

Name	Gms	Avg	HDCP	Book Avg	True Average	Points Won	Points Lost	-1-	-2-	-3-
Carter Dillon	42	202	23	199	202.36	33.0	23.0	169	190	235
Kevin Roberts	30	190	34	200	188.30	15.0	25.0			
Otha Demby	45	202	23	201	202.56	22.0	38.0	175	236	159
Gerald Dillon	3	bk200	25	200	167.00	1.0	3.0	159	141	201
Steve Rucker	45	212	15	222	207.49	27.0	33.0	225	190	184
Chase Dillon	15	172	49	---	172.27	10.0	10.0			

# Bally's Classic - Lanes 13-14



Mid County Lanes  
 \*\*10-Pin Rule Factored in Top of Recap\*\*

Week 16 Date 01/04/24

9-Just Bowl		Avg=793		Week 16 Lane 13			
Avg	Name	HDCP	1	2	3	H*3	Total
185	Aaron Wallace (1)	38	180	165	177	114	638
181	Rich Owens	41				123	
214	Mike Cline (2)	13	213	199	168	39	619
213	Mike Beck (4)	14	226	202	244	42	714
221	Leon Stark (3)	7	220	234	226	21	701

17-The Commission		Avg=795		Week 16 Lane 14			
Avg	Name	HDCP	1	2	3	H*3	Total
182	Kevin Woodruff (1)	40	199	207	192	120	718
189	Mike Williams (2)	34	225	208	116	102	651
205	Nathan Jackson (3)	21	154	157	207	63	581
219	Eugene Wallace (4)	9	256	228	245	27	756
187	Ivy Wallace	36				108	

Won 8	Total		839	800	815		2454
	Handicap	106	72	72	72		216
Lost 14	HDCP Total		911	872	887		2670

Won 14	Total		834	800	760		2394
	Handicap	104	104	104	104		312
Lost 8	HDCP Total		938	904	864		2706

**1 1 5 1**

**5 5 1 5**

Approved: Kevin Woodruff

Approved: Michael Ch...

Please turn in your scoresheets at the desk.

BLS2023b (c)2024 by CDE Software

## Team Rosters

### 9 - Just Bowl Lane 13

Name	Gms	Avg	HDCP	Book Avg	True Average	Points Won	Points Lost	-1-	-2-	-3-
Aaron Wallace	45	185	38	176	185.31	26.5	33.5	190	214	188
Rich Owens	21	181	41	159	181.81	19.0	9.0			
Mike Cline	45	214	13	211	214.69	30.0	30.0	173	245	193
Mike Beck	42	213	14	207	213.24	26.0	30.0	243	268	238
Leon Stark	21	221	7	216	221.38	12.0	16.0			

### 17 - The Commission Lane 14

Name	Gms	Avg	HDCP	Book Avg	True Average	Points Won	Points Lost	-1-	-2-	-3-
Kevin Woodruff	39	182	40	176	182.18	23.0	29.0			
Mike Williams	42	189	34	178	189.60	28.0	28.0	168	238	213
Nathan Jackson	45	205	21	196	205.93	26.0	34.0	159	201	174
Eugene Wallace	45	219	9	210	219.11	32.0	28.0	255	207	300
Ivy Wallace	12	187	36	190	187.67	9.5	6.5	162	217	151

Mid County Lanes  
**\*\*10-Pin Rule Factored in Top of Recap\*\***

Week 16 Date 01/04/24

3-Take Frank's Money		Avg=839	Week 16 Lane 15				
Avg	Name	HDCP	1	2	3	H*3	Total
187	Terri Sill	36				108	
218	Frank Jones (1)	10	215	234	206	30	685
222	Derrick Stanley (3)	6	203	234	235	18	689
212	Jessica Stewart	15				45	
192	Tyler Jones	32				96	
(4)	Austin O'Neil	17	214	166	233	51	664
227	Pete Lefevre	2				6	
(2)	Kevin Burchett	29	225	173	192	87	677
Won 19	Total						
Lost 5	Handicap	67	62	62	62		
	HDCP Total		919	869	915		2706

30-Underdogs		Avg=580	Week 16 Lane 16				
Avg	Name	HDCP	1	2	3	H*3	Total
112	Josh Hammett (3)	100	86	72	86	300	544
156	Steve Taylor (1)	62	186	140	140	186	652
195	Steve Wheeler (2)	29	207	140	231	87	665
117	Dave Savage (4)	96	125	137	159	288	834
Won 5	Total						
Lost 19	Handicap	287					
	HDCP Total		891	776	903		2570

Approved: *[Signature]* Approved: *[Signature]*

**Please turn in your scoresheets at the desk.**

21

### Team Rosters

#### 3 - Take Frank's Money Lane 15

Name	Gms	Avg	HDCP	Book Avg	True Average	Points Won	Points Lost	-1-	-2-	-3-
Terri Sill	38	187	36	186	187.32	20.0	31.0			
Frank Jones	45	218	10	221	218.89	31.5	28.5	226	268	201
Derrick Stanley	39	222	6	---	222.13	23.0	29.0	247	242	228
Jessica Stewart	36	212	15	211	212.58	20.0	28.0	207	216	247
Tyler Jones	9	192	32	---	192.22	6.0	6.0			
Pete Lefevre	6	227	2	---	227.17	5.0	3.0	213	244	201

#### 30 - Underdogs Lane 16

Name	Gms	Avg	HDCP	Book Avg	True Average	Points Won	Points Lost	-1-	-2-	-3-
Josh Hammett	9	112	100	---	112.89	3.0	9.0	102	105	118
Steve Taylor	45	156	62	139	156.53	23.5	36.5	134	159	124
Steve Wheeler	42	195	29	167	195.55	29.0	27.0	122	222	227
Dave Savage	45	117	96	120	117.20	21.0	39.0	140	140	110



# Bally's Classic - Lanes 17-18



Mid County Lanes  
 \*\*10-Pin Rule Factored in Top of Recap\*\*

Week 16 Date 01/04/24

15-Team 15		Avg=796		Week 16 Lane 17			
Avg	Name	HDCP	1	2	3	H*3	Total
199	Joe Dagg	26	167	258	233	78	736
193	Rich Lucas	31	188	211	214	93	706
209	Andy Snellings	17	213	254	182	51	700
195	John Miller	29	237	145	22	87	690
212	James Bailey Sr	15				45	
206	Tom Hirst	20				60	

23-NutButton.com		Avg=836		Week 16 Lane 18			
Avg	Name	HDCP	1	2	3	H*3	Total
161	Sydney Delp	58	188	145	169	174	676
234	Matthew Ward	0	247	257	242	0	746
225	Ethan Driver	4	256	255	220	12	743
216	Cade Williamson	11	205	234	222	33	694

Won	17	Total	805	968	850	2623
		Handicap	103	103	103	309
Lost	7	HDCP Total	908	1071	853	6932

Won	7	Total	896	891	853	2640
		Handicap	73	73	73	219
Lost	17	HDCP Total	979	964	926	2869

Approved: \_\_\_\_\_

Approved: \_\_\_\_\_

Please turn in your scoresheets at the desk.

BLS2023b (c)2024 by CDE Software

### Team Rosters

#### 15 - Team 15 Lane 17

Name	Gms	Avg	HDCP	Book Avg	True Average	Points Won	Points Lost	-1-	-2-	-3-
Joe Dagg	36	199	26	198	199.25	24.5	23.5			
Rich Lucas	24	193	31	192	193.79	15.0	17.0	210	203	193
Andy Snellings	39	209	17	197	209.95	30.0	22.0	170	222	163
John Miller	18	195	29	184	195.39	15.0	9.0	235	190	225
James Bailey Sr	39	212	15	214	212.77	26.0	26.0	227	225	202
Tom Hirst	9	206	20	195	206.89	5.0	7.0			

#### 23 - NutButton.com Lane 18

Name	Gms	Avg	HDCP	Book Avg	True Average	Points Won	Points Lost	-1-	-2-	-3-
Sydney Delp	42	161	58	---	161.62	29.5	26.5	146	136	170
Matthew Ward	45	234	0	221	234.82	40.5	19.5	233	247	248
Ethan Driver	45	225	4	225	225.82	38.5	21.5	267	131	172
Cade Williamson	42	216	11	226	210.55	26.0	30.0	209	204	211

Mid County Lanes  
**\*\*10-Pin Rule Factored in Top of Recap\*\***

Week 16 Date 01/04/24

22-Strictly Bizness		Avg=789		Week 16 Lane 19			
Avg	Name	HDCP	1	2	3	H*3	Total
3	196 Tim Cambridge	28	235	188	184	84	607
4	197 Aaron Money	28	203	213	233	84	649
	181 Kenny Guy	41				123	
	215 Andrew Timmons	12				36	
2	186 Jay Ayers	37	223	188	193	111	567
1	CHARLIE BOEHM	42	129	180	162		471
Won	6	Total	790	732	772		2294
		Handicap	109				
Lost	18	HDCP Total	925	867	907		2699

13-Lucky 13		Avg=808		Week 16 Lane 20			
Avg	Name	HDCP	1	2	3	H*3	Total
	191 Shane Foskey	33				99	
	184 Rob Teat	39	182	162	199	117	543
	205 Forrest Watson	21	217	220	223	63	720
	228 Ken Mitchell	1				3	
	218 Ben Thompson	10	238	229	234	30	699
	DYLAN BOWERS	0	259	265	258		782
Won	18	Total	956	874	914		2744
		Handicap	94				
Lost	6	HDCP Total	1026	947	987		2954

Approved: Ren Money

Approved: \_\_\_\_\_

**Please turn in your scoresheets at the desk.**

### Team Rosters

#### 22 - Strictly Bizness Lane 19

Name	Gms	Avg	HDCP	Book Avg	True Average	Points Won	Points Lost	-1-	-2-	-3-
Tim Cambridge	42	196	28	206	185.67	24.0	32.0	259	233	181
Aaron Money	39	197	28	201	197.79	25.5	26.5	213	205	223
Kenny Guy	33	181	41	186	181.91	24.0	20.0	159	211	234
Andrew Timmons	33	215	12	212	215.91	21.0	23.0	232	212	203
Jay Ayers	15	186	37	196	184.60	6.0	14.0			

#### 13 - Lucky 13 Lane 20


Name	Gms	Avg	HDCP	Book Avg	True Average	Points Won	Points Lost	-1-	-2-	-3-
Shane Foskey	27	191	33	201	183.07	15.5	20.5	225	190	156
Rob Teat	30	184	39	190	184.30	18.0	22.0	150	193	143
Forrest Watson	33	205	21	198	205.39	23.0	21.0	166	210	249
Ken Mitchell	3	bk228	1	228	211.67	1.0	3.0			
Ben Thompson	30	218	10	216	218.30	21.0	19.0	212	256	169

Mid County Lanes  
**\*\*10-Pin Rule Factored in Top of Recap\*\***

Week 16 Date 01/04/24

29-Unholy Alliance		Avg=855		Week 16 Lane 21			
Avg	Name	HDCP	1	2	3	H*3	Total
2	212 Mark Butler	15	186	233	180	45	644
4	221 Marilyn Alaniz	7	191	157	193	21	562
	196 Aaron Bey	-28	-	-	-	84	-
3	226 Adam Bruns	3	201	232	207	9	649
1	221 Noah Wydeven	7	225	226	206	21	678
	237 Danny Mitchell	0	-	-	-	0	-
Won <u>6</u>		Total	803	848	786	2437	
Lost <u>18</u>		Handicap	53	32	32	96	
		HDCP Total	835	880	818	2533	

10-We Don't Care		Avg=662		Week 16 Lane 22			
Avg	Name	HDCP	1	2	3	H*3	Total
2	189 Jay Truby	34	157	174	201	102	634
2	126 Lynne Reiter-Truby	88	158	158	92	264	672
3	146 Dan Muirhead	71	182	129	142	213	666
4	201 Ganob Carter	24	235	214	178	72	699
	214 Danielle Subda	13	-	-	-	39	-
	183 Amos Alston	39	-	-	-	117	-
Won <u>18</u>		Total	732	675	613	2020	
Lost <u>6</u>		Handicap	217	217	217	651	
		HDCP Total	949	892	830	2671	

Approved:  [1] [3] [1] [1]

Approved:  [5] [3] [5] [5]

Please turn in your scoresheets at the desk.

### Team Rosters

#### 29 - Unholy Alliance Lane 21

Name	Gms	Avg	HDCP	Book Avg	True Average	Points Won	Points Lost	-1-	-2-	-3-
Mark Butler	42	212	15	202	212.71	33.0	23.0	203	178	209
Marilyn Alaniz	33	221	7	224	221.52	25.0	19.0	268	204	199
Aaron Bey	9	196	28	205	196.44	6.0	6.0			
Adam Bruns	24	226	3	218	226.00	19.0	13.0	289	192	161
Noah Wydeven	30	221	7	220	221.20	23.0	17.0			
Danny Mitchell	21	237	0	227	237.90	21.0	7.0			

#### 10 - We Don't Care Lane 22

Name	Gms	Avg	HDCP	Book Avg	True Average	Points Won	Points Lost	-1-	-2-	-3-
Jay Truby	45	189	34	189	189.42	30.5	29.5	177	248	185
Lynne Reiter-Truby	39	126	88	113	126.82	16.5	35.5	122	123	138
Dan Muirhead	30	146	71	145	146.90	10.5	29.5	158	177	167
Ganob Carter	45	201	24	194	201.44	32.0	28.0	214	214	225
Danielle Subda	15	214	13	202	214.53	15.0	5.0			
Amos Alston	3	bk183	39	183	206.00	3.0	1.0			

Mid County Lanes  
 \*\*10-Pin Rule Factored in Top of Recap\*\*


Week 16 Date 01/04/24


31-Sure 2 Win		Avg=760		Week 16 Lane 23		
Avg	Name	HDCP	1	2	3	H*3 Total
198	Charles Tilghman	27	159	234	179	81 (653)
155	Celeste Perry	63				189
194	Keith Perry	30	205	226	183	90 (704)
213	Walt Parker	14	167	234	216	42 (657)
191	Jawara Jones	33				99
177	STEPHANIE JONES	45	191	194	201	135 (721)
				888	779	

4-We Hate Each Other		Avg=795		Week 16 Lane 24		
Avg	Name	HDCP	1	2	3	H*3 Total
195	Mike Simpson	29	189	184	193	87 (653)
193	Jim Mosuly	31	157	248	224	93 (719)
216	Jake Warwick	11	254	258	220	33 (767)
191	Joe Simpson	33	163	135	208	99 (605)
175	Jamie Spicer	46				138

Won 7 1/2	Total	722	<del>832</del>	<del>835</del>	2389
	Handicap	116	116	116	348
Lost 16 1/2	HDCP Total	838	<del>1007</del>	895	2737

Won 16 1/2	Total	765	822	845	2432
	Handicap	104	104	104	312
Lost 7 1/2	HDCP Total	869	926	949	2744

Approved:  [1] [4] [0] 20 1/2

Approved:  [5] [2] [6] 3 1/2

Please turn in your scoresheets at the desk.

### Team Rosters

#### 31 - Sure 2 Win Lane 23

Name	Gms	Avg	HDCP	Book Avg	True Average	Points Won	Points Lost	-1-	-2-	-3-
Charles Tilghman	45	198	27	188	198.13	41.0	19.0	235	149	159
Celeste Perry	6	bk155	63	155	141.67		8.0			
Keith Perry	45	194	30	193	194.60	25.5	34.5	178	202	208
Walt Parker	42	213	14	207	213.86	35.0	21.0	257	212	234
Jawara Jones	33	191	33	183	191.09	23.5	20.5			

#### 4 - We Hate Each Other Lane 24

Name	Gms	Avg	HDCP	Book Avg	True Average	Points Won	Points Lost	-1-	-2-	-3-
Mike Simpson	33	195	29	194	195.55	25.0	19.0	223	242	136
Jim Mosuly	45	193	31	199	193.20	39.0	21.0	167	177	184
Jake Warwick	39	216	11	204	216.72	28.0	24.0	279	214	203
Joe Simpson	33	191	33	184	191.12	22.5	21.5	171	180	222
Jamie Spicer	27	175	46	---	175.44	18.0	18.0			

Mid County Lanes  
**\*\*10-Pin Rule Factored in Top of Recap\*\***


Week 16 Date 01/04/24

27-Livin' On A Spar		Avg=701		Week 16 Lane 25			
Avg	Name	HDCP	1	2	3	H*3	Total
156	Bernie Connor	62	149	159	158	186	
172	Mickey Connor	49	175	139	234	147	
183	Will Parker	39	141	175	193	117	
190	Eric Hamann	34	191	188	180	102	
<del>178</del>	<del>Clint Welch</del>	<del>44</del>				132	

1-BG N FATT		Avg=665		Week 16 Lane 26			
Avg	Name	HDCP	1	2	3	H*3	Total
164	<del>Reggie Ennis</del>	56				168	
135	Steven McDaniel	80	163	198	178	240	4
178	Dwayne Parker	44	203	136	192	132	3
188	Mickey Ennis	35	172	245	209	105	3
	Daguan	47	161	165	182		1

Won	Total						
	Handicap	184	184	184	184	2634	
Lost	HDCP Total		840	845	949		

Won	Total						
	Handicap	215	205	205	205		
Lost	HDCP Total		905	950	961		2822

Approved: 

Approved: *Bernie Connor*

Please turn in your scoresheets at the desk.

### Team Rosters

#### 27 - Livin' On A Spar Lane 25

Name	Gms	Avg	HDCP	Book Avg	True Average	Points Won	Points Lost	-1-	-2-	-3-
Bernie Connor	39	156	62	152	156.44	28.5	23.5	180	200	166
Mickey Connor	42	172	49	172	172.07	24.5	31.5			
Will Parker	36	183	39	187	183.97	22.0	26.0	193	173	180
Eric Hamann	36	190	34	194	190.58	21.0	27.0	177	182	178
Clint Welch	15	178	44	185	178.53	13.0	7.0	205	162	174

#### 1 - BG N FATT Lane 26

Name	Gms	Avg	HDCP	Book Avg	True Average	Points Won	Points Lost	-1-	-2-	-3-
Reggie Ennis	42	164	56	174	160.81	20.5	35.5	158	158	158
Steven McDaniel	39	135	80	144	135.56	20.5	31.5	150	173	173
Dwayne Parker	39	178	44	170	178.21	36.0	16.0	191	202	159
Mickey Ennis	42	188	35	185	188.69	27.0	29.0	162	183	180

Mid County Lanes  
 \*\*10-Pin Rule Factored in Top of Recap\*\*

Week 16 Date 01/04/24

18-Tree Inc.		Avg=797	Week 16 Lane 27				
Avg	Name	HDCP	1	2	3	H*3	Total
188	Gene Messick	35	204	249	165	105	618
199	Chris Birch Sr.	26	179	223	179	78	581
202	Michael Dyer	23	236	202	204	69	642
208	Steve Samluk Sr	18	220	201	175	54	596
203	Steve Samluk Jr	22				66	

7-Lucky Strikes		Avg=689	Week 16 Lane 28				
Avg	Name	HDCP	1	2	3	H*3	Total
154	Hermond Walker	64	161	147	133	192	441
166	Cindy Bouwmans	54	191	158	166	162	495
180	Fran Duphily	42				126	
189	Tom Reis	34	159	156	218	102	533
126	Maggie Beattie	88				264	
194	BOB HARPER Sr.	29	190	201	169	90	560 1/2

Won 16.5	Total		834	875	723		2432
	Handicap	102	102	102	102		306
Lost 7.5	HDCP Total		941	977	825		2743

Won 7.5	Total		681	662			
	Handicap	182	182	182	182		546
Lost 16.5	HDCP Total		863	844	818		2575

Approved: CJ Bouwmans

Approved: [Signature]

Please turn in your scoresheets at the desk.

16 1/2

7 1/2

### Team Rosters

#### 18 - Tree Inc. Lane 27

Name	Gms	Avg	HDCP	Book Avg	True Average	Points Won	Points Lost	-1-	-2-	-3-
Gene G. Messick	39	188	35	194	188.33	28.0	24.0	245	161	188
Chris Birch Sr.	36	199	26	201	199.06	30.5	17.5	182	190	269
Michael Dyer	42	202	23	211	202.17	25.0	31.0	180	181	190
Steve D. Samluk Sr	45	208	18	205	208.33	39.0	21.0	235	234	182
Steve D. Samluk Jr	12	203	22	192	203.83	13.0	3.0			

#### 7 - Lucky Strikes Lane 28

Name	Gms	Avg	HDCP	Book Avg	True Average	Points Won	Points Lost	-1-	-2-	-3-
Hermond Walker	42	154	64	146	154.86	23.0	33.0	156	142	149
Cindy Bouwmans	42	166	54	166	166.55	30.0	26.0			
Fran Duphily	45	180	42	190	168.13	11.5	48.5	169	156	198
Tom Reis	45	189	34	190	189.87	23.0	37.0	172	178	202
Maggie Beattie	6	bk126	88	126	121.33	3.0	5.0	123	122	138

Mid County Lanes  
**\*\*10-Pin Rule Factored in Top of Recap\*\***

Week 16 Date 01/04/24

12-Team 12 Avg=853		Week 16 Lane 29					
Avg	Name	HDCP	1	2	3	H*3	Total
203	Morris Jackson	22				66	
209	Vincent Myers	17	237	252	219	51	
202	Ranee Jackson	23	223	192	161	69	
239	Ray Smarsh	0	204	225	232	0	
	ARTHUR Singleton	28	175	147	242	84	648

25-Team 25 Avg=798		Week 16 Lane 30					
Avg	Name	HDCP	1	2	3	H*3	Total
200	Deena Koontz	25				75	
186	Kayla Tam	2	37	170	189	194	111
202	Lynne Dellis	3	23	202	224	184	69
210	Bruce Morris	4	17	240	211	244	51
175	Richie Casalvera	1	46	203	146	159	138

Won <u>9</u>	Total						
	Handicap	62					
Lost	HDCP Total		903	884	904		2755

Won <u>15</u>	Total						
	Handicap	102					
Lost	HDCP Total		938	893	904		2735

Approved: [Signature] 2 1 4 -  
2

Approved: [Signature] 4 5 2 2  
2

**Please turn in your scoresheets at the desk.**

BLS2023b (c)2024 by CDE Software

### Team Rosters

#### 12 - Team 12 Lane 29

Name	Gms	Avg	HDCP	Book Avg	True Average	Points Won	Points Lost	-1-	-2-	-3-
Morris Jackson	45	203	22	199	203.18	30.0	30.0	208	167	200
Vincent Myers	42	209	17	204	209.29	31.5	24.5	219	173	251
Ranee Jackson	42	202	23	206	202.79	25.0	31.0	224	203	174
Ray Smarsh	39	239	0	235	239.90	33.0	19.0	237	205	265

#### 25 - Team 25 Lane 30

Name	Gms	Avg	HDCP	Book Avg	True Average	Points Won	Points Lost	-1-	-2-	-3-
Deena Koontz	15	200	25	190	200.87	14.0	6.0			
Kayla Tam	30	186	37	189	186.70	18.5	21.5	187	202	184
Lynne Dellis	42	202	23	200	202.98	34.0	22.0			
Bruce Morris	39	210	17	203	210.28	29.5	22.5	169	212	164
Richie Casalvera	39	175	46	178	175.41	31.0	21.0	150	187	158

Mid County Lanes  
**\*\*10-Pin Rule Factored in Top of Recap\*\***

Week 16 Date 01/04/24

19-Why You Mad??		Avg=893		Week 16 Lane 31			
Avg	Name	HDCP	1	2	3	H*3	Total
210	Robert Cook	17	196	218	233	51	698
216	Chang Kim	11	185	254	190	33	662
223	Rob LaBrake	5	167	200	204	15	586
244	Stevie Weber	0	212	232	248	0	692
207	<del>Chuck Dixon</del>	<del>19</del>	<del></del>	<del></del>	<del></del>	<del>57</del>	<del></del>

5-Bad Company		Avg=656		Week 16 Lane 32			
Avg	Name	HDCP	1	2	3	H*3	Total
155	Matt Hecker	63	160	177	180	189	706
150	Dave Hecker	68	145	148	189	204	686
162	Anthony Ball	57	136	135	115	171	557
189	Kurt Hecker	34	218	193	171	102	684
156	<del>Hayden Wyttenbach</del>	<del>62</del>	<del></del>	<del></del>	<del></del>	<del>186</del>	<del></del>

Won <b>14</b>	Total		760	904	875		2539
	Handicap	33	33	33	33		99
Lost <b>10</b>	HDCP Total		793	937	908		2638
			0	5	5		44

Won <b>10</b>	Total		659	653	655		
	Handicap	222	222	222	222		666
Lost <b>14</b>	HDCP Total		881	875	877		
			6	1	1		82

Approved:

Approved:

Please turn in your scoresheets at the desk.

### Team Rosters

#### 19 - Why You Mad?? Lane 31

Name	Gms	Avg	HDCP	Book Avg	True Average	Points Won	Points Lost	-1-	-2-	-3-
Robert Cook	39	210	17	218	210.44	27.5	24.5	225	247	223
Chang Kim	45	216	11	221	216.51	29.0	31.0	190	246	214
Rob LaBrake	45	223	5	232	223.11	33.0	27.0	265	233	233
Stevie Weber	39	244	0	237	244.79	40.0	12.0	257	259	245
Chuck Dixon	15	207	19	214	207.07	11.0	9.0			

#### 5 - Bad Company Lane 32

Name	Gms	Avg	HDCP	Book Avg	True Average	Points Won	Points Lost	-1-	-2-	-3-
Matt Hecker	45	155	63	159	155.96	26.5	33.5	115	106	105
Dave Hecker	39	150	68	152	150.97	22.5	29.5	139	168	154
Anthony Ball	42	162	57	156	162.05	23.0	33.0	192	177	143
Kurt Hecker	42	189	34	195	189.24	26.0	30.0	164	153	190
Hayden Wyttenbach	12	156	62	166	155.42	6.0	10.0			