

Mid County Lanes
****10-Pin Rule Factored in Top of Recap****

Week 13 Date 12/07/23

28-Jugs and Sticks		Avg=714	Week 13 Lane 1				
Avg	Name	HDCP	1	2	3	H*3	Total
150	Rebekah Taylor	68	178	130	184	204	496
190	Brian Holmes	34	202	221	150	102	575
179	Stefanie Rose	43				129	
195	Bob Taylor	29	154	233	210	87	594
219	Keith Campbell	9	225	230	234	27	696
							116

31-Sure 2 Win		Avg=759	Week 13 Lane 2				
Avg	Name	HDCP	1	2	3	H*3	Total
199	Charles Tilghman	26	188	222	192	78	680
155	Celeste Perry	63				189	
194	Keith Perry	30	211	200	188	90	695
211	Walt Parker	16	233	235	232	48	708
191	Jawara Jones	33	193	107	181	99	581
							8

Won 3	Total	140	759	820	784	2369
	Handicap	174	140	140	140	420
Lost 1	HDCP Total		899	966	924	2789

Won 1	Total	105	825	830	793	2448
	Handicap	135	105	105	105	315
Lost 3	HDCP Total		930	935	898	2763

Approved: _____

Approved: *Charles Tilghman*

Please turn in your scoresheets at the desk.

Team Rosters

28 - Jugs and Sticks Lane 1

Name	Gms	Avg	HDCP	Book Avg	True Average	Points Won	Points Lost	-1-	-2-	-3-
Bekkah Taylor	33	150	68	147	150.64	21.5	22.5	130	149	124
Brian Holmes	36	190	34	184	190.64	24.5	23.5	170	193	188
Stefanie Rose	21	179	43	189	168.95	8.0	20.0	a169	a169	a169
Bob Taylor	36	195	29	192	195.39	31.0	17.0	227	171	243

31 - Sure 2 Win Lane 2

Name	Gms	Avg	HDCP	Book Avg	True Average	Points Won	Points Lost	-1-	-2-	-3-
Charles Tilghman	36	199	26	188	199.19	37.0	11.0	221	223	245
Celeste Perry	6	bk155	63	155	141.67		8.0			
Keith Perry	36	194	30	193	194.67	22.5	25.5	234	213	216
Walt Parker	33	211	16	207	211.21	27.0	17.0	207	223	254
Jawara Jones	27	191	33	183	191.63	19.5	16.5	204	205	223

Mid County Lanes
****10-Pin Rule Factored in Top of Recap****

Week 13 Date 12/07/23

29-Unholy Alliance		Avg=858	Week 13 Lane 3			
Avg	Name	HDCP	1	2	3	H*3 Total
214	Mark Butler 2	13	203	229	185	39 650
221	Marilyn Alaniz	7				21
196	Aaron Bey	28				84
227	Adam Bruns 1	2	253	253	180	6 692
225	Noah Wydeven 3	4	225	180	218	12 635
234	Danny Mitchell 4	0	257	253	258	0 768

32-Mickey's 4 Sale		Avg=740	Week 13 Lane 4			
Avg	Name	HDCP	1	2	3	H*3 Total
180	Ramon Rodriguez 1	42	184	231	178	126 719
170	Mickey Ortiz 2	51	174	157	124	153 608
195	Efrain Borges 3	29	161	224	225	87 697
195	Doug Williamson 4	29	168	171	247	87 673
207	Austin O'Neal	19				57

Won 12	Total	938	909	841	2688	
	Handicap	50	19	19	19	57
Lost 12	HDCP Total	957	928	860	2745	

Won 12	Total	687	783	774	2244	
	Handicap	151	151	151	151	453
Lost 12	HDCP Total	838	934	925	2697	

Approved: 5 2 1 4

Approved: 1 4 5 2

Please turn in your scoresheets at the desk.

BLS2023b (c)2023 by CDE Software

Team Rosters

29 - Unholy Alliance Lane 3

Name	Gms	Avg	HDCP	Book Avg	True Average	Points Won	Points Lost	-1-	-2-	-3-
Mark Butler	33	214	13	202	214.15	26.0	18.0	232	192	214
Marilyn Alaniz	30	221	7	224	221.30	25.0	15.0	267	236	185
Aaron Bey	9	196	28	205	196.44	6.0	6.0	189	178	201
Adam Bruns	18	227	2	218	227.56	16.0	8.0			
Noah Wydeven	24	225	4	220	225.54	22.0	10.0			
Danny Mitchell	15	234	0	227	234.00	15.0	5.0			

32 - Mickey's 4 Sale Lane 4

Name	Gms	Avg	HDCP	Book Avg	True Average	Points Won	Points Lost	-1-	-2-	-3-
Ramon Rodriguez	30	180	42	190	180.60	21.0	19.0	152	183	159
Mickey Ortiz	33	170	51	167	170.00	15.5	28.5	176	162	159
Efrain Borges	30	195	29	202	195.17	26.0	14.0	147	203	177
Doug Williamson	24	195	29	205	194.63	11.0	21.0	184	189	190
Austin O'Neal	24	207	19	214	207.17	14.0	18.0			

Mid County Lanes
****10-Pin Rule Factored in Top of Recap****

Week 13 Date 12/07/23

25-Team 25		Avg=801		Week 13 Lane 5				
Avg	Name	HDCP	1	2	3	H*3	Total	
202	Deena Koontz	23				69		
186	Kayla Tam	3	37	158	203	195	111	607
202	Lynne Dellis	2	23	223	199	221	69	712
211	Bruce Morris	4	16	214	205	181	48	648
175	Richie Casalvera	46				138		
207	Austin O'Neal	1	19	220	226	193		696
Won 20		Total	95	815	833	790		2438
Lost 4		Handicap	99					
		HDCP Total		910	928	885		2723

20-Team 20		Avg=711		Week 13 Lane 6				
Avg	Name	HDCP	1	2	3	H*3	Total	
161	Vergenus Baker	58				174		
187	Tyrone Dallas	3	36	235	167	177	108	687
204	T J Foltz	4	22	194	191	204	66	655
159	James Farley	60				180		
209	Bobby Maxwell	2	17	184	204	164	51	603
211	Tyle Wilson	1	16	170	187	183	48	588
Won 4		Total	91	783	749	728		2240
Lost 20		Handicap	176					
		HDCP Total		874	840	819		2533

5 6 5 7

1 0 1 2

Approved: *[Signature]*

Approved: *[Signature]*

Please turn in your scoresheets at the desk.

BLS2023b (c)2023 by CDE Software

Team Rosters

25 - Team 25 Lane 5

Name	Gms	Avg	HDCP	Book Avg	True Average	Points Won	Points Lost	-1-	-2-	-3-
Deena Koontz	12	202	23	190	202.00	12.0	4.0			
Kayla Tam	24	186	37	189	186.33	13.5	18.5	218	210	169
Lynne Dellis	36	202	23	200	202.11	26.0	22.0	211	213	213
Bruce Morris	30	211	16	203	211.43	22.5	17.5	200	180	205
Richie Casalvera	33	175	46	178	175.85	24.0	20.0	149	182	183

20 - Team 20 Lane 6

Name	Gms	Avg	HDCP	Book Avg	True Average	Points Won	Points Lost	-1-	-2-	-3-
Vergenus Baker	15	161	58	—	161.27	9.0	11.0	123	160	165
Tyrone Dallas	36	187	36	184	187.33	22.0	26.0	208	212	170
T J Foltz	33	204	22	193	204.61	23.0	21.0	200	210	236
James Farley	21	159	60	—	159.62	14.5	13.5			
Bobby Maxwell	14	209	17	188	209.86	13.0	6.0			

Mid County Lanes
****10-Pin Rule Factored in Top of Recap****

Week 13 Date 12/07/23

17-The Commission		Avg=790		Week 13 Lane 7			
Avg	Name	HDCP	1	2	3	H*3	Total
184	Kevin Woodruff	39	156	205	196	117	674
184	Mike Williams	39	246	190	206	117	759
208	Nathan Jackson	18	202	204	211	54	671
214	Eugene Wallace	13	205	248	225	39	717
	Ivy Wallace						
	↑						
	Add to roster						
Won 15	Total		809	847	830		
	Handicap	109	109	109	109		
Lost 9	HDCP Total		918	956	947		2821
			1	5	4		5

19-Why You Mad??		Avg=891		Week 13 Lane 8			
Avg	Name	HDCP	1	2	3	H*3	Total
209	Robert Cook	17	204	204	206	51	665
217	Chang Kim	11	199	228	204	33	664
222	Rob LaBrake	6	243	203	240	18	704
243	Stevie Weber	0	245	214	257	0	716
207	Chuck Dixon	19				57	
Won 9	Total		891	849	907		
	Handicap	34	34	34	34		
Lost 15	HDCP Total		925	883	941		2749
			5	1	2		1

Approved: _____

Approved:

Please turn in your scoresheets at the desk.

BLS2023b (c)2023 by CDE Software

Team Rosters

17 - The Commission Lane 7

Name	Gms	Avg	HDCP	Book Avg	True Average	Points Won	Points Lost	-1-	-2-	-3-
Kevin Woodruff	33	184	39	176	184.61	20.0	24.0	236	225	139
Mike Williams	33	184	39	178	184.12	18.0	26.0	182	165	206
Nathan Jackson	36	208	18	196	208.33	22.0	26.0	161	246	176
Eugene Wallace	36	214	13	210	214.78	23.0	25.0	214	225	229

19 - Why You Mad?? Lane 8

Name	Gms	Avg	HDCP	Book Avg	True Average	Points Won	Points Lost	-1-	-2-	-3-
Robert Cook	30	209	17	218	209.10	20.0	20.0	214	172	182
Chang Kim	36	217	11	221	217.00	23.0	25.0	212	289	198
Rob LaBrake	36	222	6	232	221.47	24.0	24.0	201	172	203
Stevie Weber	30	243	0	237	243.50	30.0	10.0	235	204	237
Chuck Dixon	15	207	19	214	207.07	11.0	9.0			

Mid County Lanes
****10-Pin Rule Factored in Top of Recap****


Week 13 Date 12/07/23

30-Underdogs		Avg=592	Week 13 Lane 9				
Avg	Name	HDCP	1	2	3	H*3	Total
125	Josh Hammett	89	101	113	100	267	314
157	Steve Taylor	62	180	170	139	186	489
194	Steve Wheeler	30	196	161	211	90	658
116	Dave Savage	96	122	111	103	288	336
			3-21				

18-Tree Inc.		Avg=792	Week 13 Lane 10				
Avg	Name	HDCP	1	2	3	H*3	Total
185	Gene Messick ①	38	227	220	169	114	616
198	Chris Birch Sr. ②	27	166	192	216	81	574
204	Michael Dyer ④	22	204	223	158	66	585
205	Steve Samluk Sr ③	21	224	223	280	63	727
201	Steve Samluk Jr	24				72	
			21-3				

Won	Total						
	Handicap	277	277	277	277		831
Lost	HDCP Total		926	832	830		

Won	Total						
	Handicap	108	108	108	108		324
Lost	HDCP Total		929	966	937		2826

Approved: 

Approved: 

Please turn in your scoresheets at the desk.

Team Rosters

30 - Underdogs Lane 9

Name	Gms	Avg	HDCP	Book Avg	True Average	Points Won	Points Lost	-1-	-2-	-3-
Josh Hammett	3	125	89	—	125.67	1.0	3.0	130	142	105
Steve Taylor	36	157	62	139	157.17	20.5	27.5	193	171	201
Steve Wheeler	33	194	30	167	194.36	23.0	21.0	168	202	225
Dave Savage	36	116	96	120	116.39	17.0	31.0	177	208	123

18 - Tree Inc. Lane 10

Name	Gms	Avg	HDCP	Book Avg	True Average	Points Won	Points Lost	-1-	-2-	-3-
Gene G. Messick	30	185	38	194	185.47	20.0	20.0	181	148	167
Chris Birch Sr.	27	198	27	201	198.30	22.0	14.0	228	197	232
Michael Dyer	36	204	22	211	204.31	22.0	26.0	200	160	168
Steve D. Samluk Sr	36	205	21	205	205.86	30.0	18.0	225	248	179
Steve D. Samluk Jr	9	201	24	192	201.11	10.0	2.0			

Bowling Order

- ① Steve Taylor
- ② Steve Wheeler
- ③ Josh Hammett
- ④ Dave Savage

Bowling Order

- ① Gene Messick
- ② Chris Birch Sr
- ③ Steve Samluk Sr.
- ④ Michael Dyer

Mid County Lanes
****10-Pin Rule Factored in Top of Recap****

Week 13 Date 12/07/23

23-NutButton.com		Avg=842	Week 13 Lane 11				
Avg	Name	HDCP	1	2	3	H*3	Total
162	Sydney Delp	57	173	201	129	171	674
233	Matthew Ward	0	204	268	245	0	717
231	Ethan Driver	0	160	258	221	0	639
216	Cade Williamson	11	196	206	160	33	595
Won 13		Total	733	933	755		2421
Lost 11		Handicap 68	68	68	68		204
		HDCP Total	801	1001	823		2625

26-Chuck in Charge		Avg=822	Week 13 Lane 12				
Avg	Name	HDCP	1	2	3	H*3	Total
202	Chuck Wallace	23	160	153	174	69	556
183	Lisa Carr	39	181	147	192	117	637
215	CJ Hurst	12	242	189	177	36	644
222	Ethan Gray	6	187	186	254	18	645
222	John Wallace	6				18	
Won 11		Total	770	675	797		2242
Lost 13		Handicap 80	80	80	80		240
		HDCP Total	850	755	877		2482

Approved: _____

Approved: _____

Please turn in your scoresheets at the desk.

BLS2023b (c)2023 by CDE Software

Team Rosters

23 - NutButton.com Lane 11

Name	Gms	Avg	HDCP	Book Avg	True Average	Points Won	Points Lost	-1-	-2-	-3-
Sydney Delp	36	162	57	—	162.03	24.5	23.5	139	183	162
Matthew Ward	36	233	0	221	233.11	32.5	15.5	210	248	217
Ethan Driver	36	231	0	225	231.89	33.5	14.5	180	244	207
Cade Williamson	33	216	11	226	210.33	19.0	25.0	227	207	181

26 - Chuck in Charge Lane 12

Name	Gms	Avg	HDCP	Book Avg	True Average	Points Won	Points Lost	-1-	-2-	-3-
Chuck Wallace	18	202	23	212	194.61	11.0	13.0			
Lisa Carr	36	183	39	186	183.19	22.0	26.0	178	160	181
CJ Hurst	33	215	12	224	215.39	25.5	18.5			
Ethan Gray	33	222	6	219	222.36	24.0	20.0	185	212	247
John Wallace	15	222	6	218	222.00	10.0	10.0	227	265	231

Mid County Lanes
****10-Pin Rule Factored in Top of Recap****

Week 13 Date 12/07/23

21-AARP		Avg=764		Week 13 Lane 13				
Avg	Name	HDCP	1	2	3	H*3	Total	
146	Thea Stewart	71	114	155	162	213	644	
201	Kenny Armstrong	24	210	198	188	72	668	
209	Stefun Hawkins	17	172	174	214	51	601	
208	Juston Yelverton	18				54		
194	Ernest Anderson	30				90		
0	Brandon Fidler		247	233	205	0	685	
			743					
Won	5	Total	760	769			2272	
		Handicap	130	112	112	336	336	
Lost	19	HDCP Total	855	872	881		2608	

27-Livin' On A Spar		Avg=695		Week 13 Lane 14				
Avg	Name	HDCP	1	2	3	H*3	Total	
153	Bernie Connor	65	174	156	178	195	683	
172	Mickey Connor	49	208	187	184	147	726	
178	Clint Welch	44	180	169	175	132	662	
192	Eric Hamann	32				96		
188	Will Parker	35	159	181	189	105	634	
			701	693	726		2126	
Won	19	Total	701	693	726		2126	
		Handicap	190	193	193		576	
Lost	5	HDCP Total	900	886	919		2905	

Approved: Bernie Connor

Approved: [Signature]

Please turn in your scoresheets at the desk.

Team Rosters

21 - AARP Lane 13

Name	Gms	Avg	HDCP	Book Avg	True Average	Points Won	Points Lost	-1-	-2-	-3-
Thea Stewart	21	146	71	130	146.29	12.0	16.0	148	144	131
Kenny Armstrong	32	201	24	205	201.38	20.0	23.0	195	205	184
Stefun Hawkins	36	209	17	210	209.89	26.0	22.0	233	240	197
Juston Yelverton	30	208	18	213	208.77	18.0	22.0	180	200	164
Ernest Anderson	9	194	30	182	194.44	7.0	5.0			

27 - Livin' On A Spar Lane 14

Name	Gms	Avg	HDCP	Book Avg	True Average	Points Won	Points Lost	-1-	-2-	-3-
Bernie Connor	30	153	65	152	153.97	22.0	18.0	150	176	145
Mickey Connor	36	172	49	172	172.03	20.0	28.0	160	149	225
Clint Welch	9	178	44	185	178.56	7.0	5.0	156	169	207
Eric Hamann	30	192	32	194	192.10	18.0	22.0			
Will Parker	27	188	35	187	188.30	20.0	16.0	211	180	178

Mid County Lanes
****10-Pin Rule Factored in Top of Recap****

Week 13 Date 12/07/23

22-Strictly Bizness		Avg=787	Week 13 Lane 15				
Avg	Name	HDCP	1	2	3	H*3	Total
2	196	28	203	166	175	84	628
3	195	29	183	228	217	87	715
i	179	43	169	169	169	129	636
4	217	11	221	196	182	33	632
	186	37				111	

24-Knuckles Deep		Avg=764	Week 13 Lane 16				
Avg	Name	HDCP	1	2	3	H*3	Total
	189	34	150	182	169	102	625
	183	39				117	
	192	32	256	226	245	96	823
	200	25				75	
2	175	46	172	243	146	138	677
4			278	269	238		785

Won	6	Total	776	759	743	2278
		Handicap	111			
Lost	18	HDCP Total	887	870	854	2611

Won	18	Total	856	920	798	2574
		Handicap	130			
Lost	6	HDCP Total	968	1032	910	2910

Approved: [Signature]

Approved: [Signature]

Please turn in your scoresheets at the desk.

Team Rosters

22 - Strictly Bizness Lane 15

Name	Gms	Avg	HDCP	Book Avg	True Average	Points Won	Points Lost	-1-	-2-	-3-
Tim Cambridge	33	196	28	206	177.94	15.0	29.0	151	213	212
Aaron Money	33	195	29	201	195.30	22.5	21.5	205	202	149
Kenny Guy	30	179	43	186	179.97	21.0	19.0	194	216	192
Andrew Timmons	27	217	11	212	217.74	20.0	16.0	197	205	190
Jay Ayers	12	186	37	196	186.25	5.0	11.0			

24 - Knuckles Deep Lane 16

Name	Gms	Avg	HDCP	Book Avg	True Average	Points Won	Points Lost	-1-	-2-	-3-
Scott Howard	36	189	34	187	189.81	26.0	22.0	174	210	179
Shaqueal Rouse	21	183	39	193	182.29	14.0	14.0	197	151	193
Shawn Bey	33	192	32	189	192.52	17.0	27.0	224	215	172
Pat Hogan	36	200	25	210	198.97	22.0	26.0	182	195	168
Matt Hammond	18	175	46	181	175.50	11.0	13.0			

Mid County Lanes
****10-Pin Rule Factored in Top of Recap****

Week 13 Date 12/07/23

8-Door Mats		Avg=795	Week 13 Lane 17				
Avg	Name	HDCP	1	2	3	H*3	Total
216	Mike Anderson	11	257	222	216	33	728
184	Jerry Lowe	39	221	160	172	117	670
192	Mike Brink	32	186	208	201	96	691
203	Matthew Bitler	22	202	203	190	66	661
237	Mark Cliniff	0				0	
	Chuck Gatrell	0					

10-We Don't Care		Avg=659	Week 13 Lane 18				
Avg	Name	HDCP	1	2	3	H*3	Total
188	Jay Truby #3	35	186	205	192	105	688
126	Lynne Reiter-Truby #2	88	154	108	100	264	626
145	Dan Muirhead ABS #172	135	135	135	216	621	
200	Ganob Carter #4	25	203	218	203	75	699
214	Danielle Subda	13				39	
183	Amos Alston	39				117	

Won 18 1/2	Total		866	793	779		2438
18 1/2	Handicap	104	104	104	104		312
Lost 5 1/2	HDCP Total		970	897	883		2750

Won 18 1/2	Total		678	666	630		1974
18 1/2	Handicap	220	220	220	220		660
Lost 5 1/2	HDCP Total		898	886	850		2634

Approved: Jay Truby [4] [4] [5] [5] 1/2

Approved: Johanne [2] [1] [1] [1] 1/2

Please turn in your scoresheets at the desk.

Team Rosters

8 - Door Mats Lane 17

Name	Gms	Avg	HDCP	Book Avg	True Average	Points Won	Points Lost	-1-	-2-	-3-
Mike Anderson	30	216	11	202	216.40	28.0	12.0	245	245	259
Jerry Lowe	33	184	39	180	184.18	25.0	19.0	175	191	187
Mike Brink	33	192	32	195	192.27	22.0	22.0	213	192	216
Matthew Bitler	36	203	22	206	203.89	30.0	18.0	236	212	203
Mark Cliniff	12	237	0	---	237.42	13.0	3.0			
Chuck Gatrell	0	0	0	---						

10 - We Don't Care Lane 18

Name	Gms	Avg	HDCP	Book Avg	True Average	Points Won	Points Lost	-1-	-2-	-3-
Jay Truby	36	188	35	189	188.19	26.0	22.0	201	179	188
Lynne Reiter-Truby	30	126	88	113	126.93	14.5	25.5	173	134	116
Dan Muirhead	24	145	72	145	145.67	7.5	24.5	140	136	205
Ganob Carter	36	200	25	194	200.67	24.0	24.0	149	202	181
Danielle Subda	15	214	13	202	214.53	15.0	5.0			
Amos Alston	3	bk183	39	183	206.00	3.0	1.0			

Mid County Lanes
 10-Pin Rule Factored in Top of Recap

Week 13 Date 12/07/23

6-Thumb & Dumber		Avg=853	Week 13 Lane 19			
Avg	Name	HDCP	1	2	3	H*3 Total
210	Larry Hall	17	214	254	223	51 742
193	Loren Johnston	31	183	183	183	93 642
211	Jacob Jensen	16	236	223	267	48 714
239	Matt Wozney	0	229	229	229	0 687

7-Lucky Strikes		Avg=692	Week 13 Lane 20			
Avg	Name	HDCP	1	2	3	H*3 Total
155	Hermond Walker	63	130	170	151	189 640
166	Cindy Bouwmans	54	147	172	167	162 648
180	Fran Duphily	42	171	160	154	126 611
191	Tom Reis	33	183	146	193	99 621
126	Maggie Beattie	88				264

Won <u>21</u>	Total		862	889	902	2653
	Handicap	64	64	64	64	192
Lost <u>3</u>	HDCP Total		92	953	966	845

Won <u>3</u>	Total		631	648	665	1944
	Handicap	192	192	192	192	576
Lost <u>21</u>	HDCP Total		823	840	857	2520

Approved: C.J. Bouwmans
 [6] [5] [5] [5]

Approved: [Signature]
 [0] [1] [1] [1]

Please turn in your scoresheets at the desk.

Team Rosters

6 - Thumb & Dumber Lane 19

Name	Gms	Avg	HDCP	Book Avg	True Average	Points Won	Points Lost	-1-	-2-	-3-
Larry Hall	36	210	17	213	210.17	28.0	20.0	248	299	209
Loren Johnston	27	193	31	189	193.48	19.0	17.0	182	223	155
Jacob Jensen	33	211	16	205	211.12	20.0	24.0	258	186	167
Matt Wozney	36	239	0	229	239.33	27.0	21.0	222	225	193

7 - Lucky Strikes Lane 20

Name	Gms	Avg	HDCP	Book Avg	True Average	Points Won	Points Lost	-1-	-2-	-3-
Hermond Walker	33	155	63	146	155.52	22.0	22.0	153	140	173
Cindy Bouwmans	36	166	54	166	166.28	25.0	23.0	180	188	199
Fran Duphily	36	180	42	190	169.72	10.5	37.5	156	150	162
Tom Reis	36	191	33	190	191.25	23.0	25.0	191	202	171
Maggie Beattie	3	bk126	88	126	115.00	1.0	3.0			

Mid County Lanes
****10-Pin Rule Factored in Top of Recap****

Week 13 Date 12/07/23

14-A\$\$HOLES		Avg=840	Week 13 Lane 21				
Avg	Name	HDCP	1	2	3	H*3	Total
177	Kateri Elder	45	/	/	/	135	/
212	Tim Foltz	15	234	237	197	45	713
212	Drew Bowerson	15	246	212	223	45	726
239	Brian Elder	0	267	227	203	0	697
212	Jim Briggs	15	/	/	/	45	/
Add	Mikey Gilman ①	6	200	214	231	18	663

15-Team 15		Avg=795	Week 13 Lane 22				
Avg	Name	HDCP	1	2	3	H*3	Total
196	Joe Dagg	28	232	224	210	84	750
196	Rich Lucas	28	198	130	178	84	590
212	Andy Snellings	15	256	189	161	45	651
191	John Miller	33	/	/	/	99	/
211	James Bailey Sr ④	16	245	237	174	48	704
206	Tom Hirst	20	/	/	/	60	/


Won	15	Total	947	890	854	2691
		Handicap ³⁶ 75	36	36	36	108
Lost	9	HDCP Total	983	926	890	2799

Won	9	Total	931	780	723	2434
		Handicap ⁸⁷ 104	87	87	87	261
Lost	15	HDCP Total	1018	867	810	2695

② ④ ⑤ ④

④ ② ① ②

Approved: 

Approved: 

Please turn in your scoresheets at the desk.

BLS2023b (c)2023 by CDE Software

Team Rosters

14 - A\$\$HOLES Lane 21

Name	Gms	Avg	HDCP	Book Avg	True Average	Points Won	Points Lost	-1-	-2-	-3-
Kateri Elder	30	177	45	185	177.20	18.0	22.0	188	167	160
Tim Foltz	36	212	15	210	212.75	26.5	21.5	171	188	223
Drew Bowerson	33	212	15	222	211.97	24.0	20.0	195	246	193
Brian Elder	36	239	0	232	239.19	24.0	24.0	216	255	192
Jim Briggs	6	bk212	15	212	226.33	8.0				

15 - Team 15 Lane 22

Name	Gms	Avg	HDCP	Book Avg	True Average	Points Won	Points Lost	-1-	-2-	-3-
Joe Dagg	30	196	28	198	196.13	17.0	23.0			
Rich Lucas	18	196	28	192	196.61	14.0	10.0			
Andy Snellings	30	212	15	197	212.87	24.0	16.0	217	255	166
John Miller	15	191	33	184	191.13	14.0	6.0			
James Bailey Sr	30	211	16	214	211.23	19.0	21.0	278	181	194
Tom Hirst	9	206	20	195	206.89	5.0	7.0	199	188	191

Mid County Lanes
****10-Pin Rule Factored in Top of Recap****

Week 13 Date 12/07/23

12-Team 12		Avg=847		Week 13 Lane 23			
Avg	Name	HDCP	1	2	3	H*3	Total
202	Morris Jackson	23	190	237	181	69	677
204	Vincent Myers	22	232	244	220	66	762
201	Ranee Jackson	24	210	234	204	72	720
240	Ray Smarsh	0				0	
228	Bill HEATH	0	189	173	188		550
Won 12		Total	821	888	793		2502
Lost		Handicap	69	69	69		207
		HDCP Total	890	957	860		2707

16-Probably Maybe		Avg=771		Week 13 Lane 24			
Avg	Name	HDCP	1	2	3	H*3	Total
166	Alyssa Gray	54	168	162	147	162	639
191	Shawn Rutter	33	209	203	166	99	677
202	Rodney Smith	23	177	246	143	69	635
212	Chad Whiteman	15	247	228	247	45	767
Won 12		Total	801	839	704		2344
Lost		Handicap	125	125	125		375
		HDCP Total	926	964	829		2719

Approved: *[Signature]* 2 2 5 3

Approved: *[Signature]* 4 4 1 3

Please turn in your scoresheets at the desk.

BLS2023b (c)2023 by CDE Software

Team Rosters

12 - Team 12 Lane 23

Name	Gms	Avg	HDCP	Book Avg	True Average	Points Won	Points Lost	-1-	-2-	-3-
Morris Jackson	36	202	23	199	202.28	21.0	27.0	230	225	179
Vincent Myers	33	204	22	204	204.70	25.5	18.5	193	202	208
Ranee Jackson	33	201	24	206	201.52	16.0	28.0	193	185	233
Ray Smarsh	36	240	0	235	240.25	30.0	18.0	257	279	245

16 - Probably Maybe Lane 24

Name	Gms	Avg	HDCP	Book Avg	True Average	Points Won	Points Lost	-1-	-2-	-3-
Alyssa Gray	36	166	54	170	166.89	19.0	29.0	182	156	185
Shawn Rutter	36	191	33	198	191.94	25.5	22.5	212	181	199
Rodney Smith	33	202	23	212	202.85	24.0	20.0	191	220	150
Chad Whiteman	27	212	15	222	212.70	10.5	25.5	a202	a202	a202

Mid County Lanes
****10-Pin Rule Factored in Top of Recap****


Week 13 Date 12/07/23


5-Bad Company		Avg=659	Week 13 Lane 25				
Avg	Name	HDCP	1	2	3	H*3	Total
158	Matt Hecker	61	139	215	183	183	
149	Dave Hecker	68	126	184	198	204	
162	Anthony Ball	57	128	151	221	171	
190	Kurt Hecker	34	187	221	183	102	
156	Hayden Wyttenbach	62				186	

11-Team 11		Avg=773	Week 13 Lane 26				
Avg	Name	HDCP	1	2	3	H*3	Total
145	Jennifer Simms	72	130	141	153	216	
182	Eric Simms	40	163	135	205	120	
210	Justice Simms	17	226	196	225	51	
236	Christion Simms	0	278	279	235	0	

Won	Total					
	Handicap	220				
Lost	HDCP Total					

Won	Total					
	Handicap	129				
Lost	HDCP Total					

Approved: 

Approved: 

Please turn in your scoresheets at the desk.

Team Rosters

5 - Bad Company Lane 25

Name	Gms	Avg	HDCP	Book Avg	True Average	Points Won	Points Lost	-1-	-2-	-3-
Matt Hecker	36	158	61	159	158.36	22.5	25.5	141	129	191
Dave Hecker	30	149	68	152	149.50	18.5	21.5	137	211	182
Anthony Ball	33	162	57	156	162.58	19.0	25.0	157	155	169
Kurt Hecker	33	190	34	195	190.58	22.0	22.0	193	189	202
Hayden Wyttenbach	12	156	62	166	155.42	6.0	10.0			

11 - Team 11 Lane 26

Name	Gms	Avg	HDCP	Book Avg	True Average	Points Won	Points Lost	-1-	-2-	-3-
Jennifer Simms	36	145	72	---	145.69	25.5	22.5	169	149	145
Eric Simms	36	182	40	---	182.06	15.0	33.0	188	150	181
Justice Simms	30	210	17	---	210.67	27.0	13.0			
Christion Simms	30	236	0	225	236.23	21.0	19.0	279	245	197

Mid County Lanes
****10-Pin Rule Factored in Top of Recap****

Week 13 Date 12/07/23

2-Pocket Pounders		Avg=596	Week 13 Lane 27				
Avg	Name	HDCP	1	2	3	H*3	Total
203	Carter Dillon	22				66	
190	Kevin Roberts (1)	34	211	178	146	102	637
203	Otha Demby (3)	22	215	225	189	66	695
	Gerald Dillon	0					
212	Steve Rucker (4)	15	256	182	226	45	709
176	Chase Dillon (2)	45	190	156	134	135	615

13-Lucky 13		Avg=814	Week 13 Lane 28				
Avg	Name	HDCP	1	2	3	H*3	Total
191	Shane Foskey (1)	33	255	203	208	99	765
191	Rob Teat (2)	33	171	152	152	99	574
204	Forrest Watson (3)	22	176	248	223	66	713
228	Ken Mitchell	1				3	
219	Ben Thompson (4)	9	234	194	227	27	682

Won	9	Total	872	741	695	
		Handicap	116 116	116	116	
Lost	15	HDCP Total	988	857	811	2656

Won	15	Total	836	797	810	
		Handicap	97	97	97	
Lost	9	HDCP Total	933	894	907	2734

9 1 1 2

1 5 5 4

Approved: Ken Thompson

Approved: Paul Ode

Please turn in your scoresheets at the desk.

Team Rosters

2 - Pocket Pounders Lane 27

Name	Gms	Avg	HDCP	Book Avg	True Average	Points Won	Points Lost	-1-	-2-	-3-
Carter Dillon	36	203	22	199	203.22	28.0	20.0	222	215	203
Kevin Roberts	27	190	34	200	189.41	15.0	21.0	189	149	188
Otha Demby	36	203	22	201	203.86	18.0	30.0	236	219	155
Gerald Dillon	0	0	0	—						
Steve Rucker	36	212	15	222	208.25	22.0	26.0	192	245	221
Chase Dillon	9	176	45	—	176.22	5.0	7.0			

13 - Lucky 13 Lane 28

Name	Gms	Avg	HDCP	Book Avg	True Average	Points Won	Points Lost	-1-	-2-	-3-
Shane Foskey	18	191	33	201	175.33	8.5	15.5	182	191	210
Rob Teat	21	191	33	190	191.24	15.0	13.0	224	146	176
Forrest Watson	24	204	22	198	204.17	14.0	18.0	236	204	192
Ken Mitchell	3	bk228	1	228	211.67	1.0	3.0			
Ben Thompson	21	219	9	216	219.71	14.0	14.0	256	247	227

Mid County Lanes
****10-Pin Rule Factored in Top of Recap****


Week 13 Date 12/07/23


9-Just Bowl		Avg=790		Week 13 Lane 29				
Avg	Name	HDCP	1	2	3	H*3	Total	
184	Aaron Wallace	1	39	188	205	171	117	681
181	Rich Owens		41				123	
215	Mike Cline	2	12	194	255	228	36	713
210	Mike Beck	3	17	216	211	199	51	677
225	Leon Stark	4	4	215	193	205	12	625

4-We Hate Each Other		Avg=789		Week 13 Lane 30				
Avg	Name	HDCP	1	2	3	H*3	Total	
195	Mike Simpson		29				87	
192	Jim Mosuly	2	32	225	244	185	96	750
211	Jake Warwick	3	16	265	267	233	48	813
191	Joe Simpson	4	33	221	214	204	99	738
171	Jamie Spicer	1	50	170	204	195	150	719

Won	2	Total	813	864	803	2480
		Handicap	109	72	72	216
Lost	22	HDCP Total	885	936	875	2696

Won	22	Total	881	929	817	2627
		Handicap	110	131	131	393
Lost	2	HDCP Total	1012	1060	948	3030

Approved: 

Approved: 

Please turn in your scoresheets at the desk.

Team Rosters

9 - Just Bowl Lane 29

Name	Gms	Avg	HDCP	Book Avg	True Average	Points Won	Points Lost	-1-	-2-	-3-
Aaron Wallace	36	184	39	176	184.00	19.5	28.5	214	188	156
Rich Owens	21	181	41	159	181.81	19.0	9.0			
Mike Cline	36	215	12	211	215.08	25.0	23.0	279	191	203
Mike Beck	36	210	17	207	210.58	23.0	25.0	177	179	191
Leon Stark	15	225	4	216	225.87	11.0	9.0	248	246	257

4 - We Hate Each Other Lane 30

Name	Gms	Avg	HDCP	Book Avg	True Average	Points Won	Points Lost	-1-	-2-	-3-
Mike Simpson	30	195	29	194	195.07	22.0	18.0			
Jim Mosuly	36	192	32	199	192.64	33.0	15.0	202	242	190
Jake Warwick	30	211	16	204	211.23	19.0	21.0	230	235	223
Joe Simpson	24	191	33	184	191.42	16.5	15.5			
Jamie Spicer	21	171	50	—	171.57	13.0	15.0	173	143	186

Mid County Lanes
****10-Pin Rule Factored in Top of Recap****

Week 13 Date 12/07/23

Blind Score

3-Take Frank's Money		Avg=837	Week 13 Lane 31				
Avg	Name	HDCP	1	2	3	H*3	Total
188	Terri Sill	35	147	168	178	105	598
219	Frank Jones	9	170	214	220	27	631
221	Derrick Stanley	7	238	215	178	21	652
209	Jessica Stewart	17	233	226	238	51	748
192	Tyler Jones	32				96	
	Don Steward Sr	0					
	Pete Lefevre						

1-BG N FATT		Avg=662	Week 13 Lane 32				
Avg	Name	HDCP	1	2	3	H*3	Total
164	Reggie Ennis	56	134	157	176	168	635
134	Steven McDaniel	81	149	147	124	243	663
177	Dwayne Parker	45	160	198	180	135	673
187	Mickey Ennis	36	230	184	209	108	731

Won	5	Total	788	823	814	2425
		Handicap	68	68	68	204
Lost	19	HDCP Total	856	891	882	2629

Won	14	Total	673	686	689	2048
		Handicap	218	218	218	654
Lost	5	HDCP Total	891	904	807	2702

Approved: 

Approved: 

Please turn in your scoresheets at the desk.

BLS2023b (c)2023 by CDE Software

* Add to Roster

Team Rosters

3 - Take Frank's Money Lane 31

Name	Gms	Avg	HDCP	Book Avg	True Average	Points Won	Points Lost	-1-	-2-	-3-
Terri Sill	33	188	35	186	188.58	18.0	26.0	150	202	212
Frank Jones	36	219	9	221	219.06	23.5	24.5	194	210	222
Derrick Stanley	30	221	7	—	221.33	18.0	22.0	226	229	268
Jessica Stewart	30	209	17	211	209.53	15.0	25.0			
Tyler Jones	9	192	32	—	192.22	6.0	6.0			
Don Steward Sr	0	0	0	—						

1 - BG N FATT Lane 32

Name	Gms	Avg	HDCP	Book Avg	True Average	Points Won	Points Lost	-1-	-2-	-3-
Reggie Ennis	33	164	56	174	161.21	12.5	31.5			
Steven McDaniel	30	134	81	144	130.67	10.5	29.5			
Dwayne Parker	30	177	45	170	177.07	26.0	14.0	206	203	143
Mickey Ennis	33	187	36	185	187.15	25.0	19.0	235	202	226