

Mid County Lanes
****10-Pin Rule Factored in Top of Recap****

Week 10 Date 11/09/23

15-Team 15		Avg=798		Week 10 Lane 1				
Avg	Name	HDCP	1	2	3	H*3	Total	
196	Rich Lucas	28				84		
191	John Miller	33				99		
199	Joe Dagg	26	175	192	213	78	658	
212	James Bailey Sr	15				45		
207	Andy Snellings	19	216	248	221	57	742	
163	Angel Snellings	56				168		
195	Tom Hirst	29	201	210	243	87	741	
218	Rick Barchock	10	213	246	227	30	716	
Won	17	Total	84	805	896	904	2605	
Lost	7	Handicap	102	84	84	84	252	
		HDCP Total		889	980	988	2857	

9-Just Bowl		Avg=788		Week 10 Lane				
Avg	Name	HDCP	1	2	3	H*3	Total	
184	Aaron Wallace #1	39	189	173	171	117	65	
181	Rich Owens	41				123		
213	Mike Cline #3	14	242	224	192	42	700	
210	Mike Beck #4	17	209	202	181	51	643	
216	Leon Stark #2	11	237	279	170	33	719	
Won	7	Total	81	877	878	714	2469	
Lost	17	Handicap	111	81	81	81	243	
		HDCP Total		958	959	795	2712	

Approved: Michael

Approved: Joseph

Please turn in your scoresheets at the desk.

BLS2023b (c)2023 by CDE Software

You can only have six
Add Tom Hirst to Team 15 Roster

15 - Team 15 Lane 1

Team Rosters

Name	Gms	Avg	HDCP	Book Avg
Rich Lucas	18	196	28	192
John Miller	15	191	33	184
Joe Dagg	24	199	26	198
James Bailey Sr	24	212	15	214
Andy Snellings	21	207	19	197
Angel Snellings	3	bk163	56	163

Angel Snellings removed

True Average	Points Won	Points Lost	-1-	-2-	-3-
196.61	14.0	10.0			
191.13	14.0	6.0			
199.46	14.0	18.0	158	212	187
212.29	15.0	17.0	222	190	235
207.71	15.0	13.0	218	225	245
123.67		4.0			

9 - Just Bowl Lane 2

Name	Gms	Avg	HDCP	Book Avg
Aaron Wallace	27	184	39	176
Rich Owens	21	181	41	159
Mike Cline	27	213	14	211
Mike Beck	27	210	17	207
Leon Stark	6	bk216	11	216

True Average	Points Won	Points Lost	-1-	-2-	-3-
184.44	15.5	20.5	133	176	202
181.81	19.0	9.0			
213.30	19.0	17.0	225	223	180
210.85	18.0	18.0	170	198	191
220.33	5.0	3.0	223	223	212

Mid County Lanes
 10-Pin Rule Factored in Top of Recap

Week 10 Date 11/09/23

8-Door Mats		Avg=780		Week 10 Lane 3				
Avg	Name	HDCP	1	2	3	H*3	Total	
208	Mike Anderson	18	264	206	231	54	755	
184	Jerry Lowe	39	202	168	172	117	659	
200	Matthew Bitler #4	25	201	229	209	75	714	
188	Mike Brink #3	35	224	184	200	105	713	
237	Mark Cliniff	0				0		
	Chuck Gattrell	0						
Won 18	Total		891	787	812		2490	
Lost 6	Handicap	117	117	117	117		351	
	HDCP Total		1009	904	929		2841	

13-Lucky 13		Avg=807		Week 10 Lane				
Avg	Name	HDCP	1	2	3	H*3	Total	
191	Shane Foskey	33	133	200	176	99	608	
192	Rob Teat	32	192	147	202	96	635	
196	Forrest Watson	28	223	217	199	84	722	
228	Ken Mitchell	1	/	/	/	3		
218	Ben Thompson #4	10	211	242	192	30	675	
Won 6	Total		759	806	769		2334	
Lost 18	Handicap	94	103	103	103		309	
	HDCP Total		862	909	872		2643	

Approved: *[Signature]* 6 2 5 5

Approved: *[Signature]* 0 4 1 1

Please turn in your scoresheets at the desk.

8 - Door Mats Lane 3

Name	Gms	Avg	HDCP	Book Avg
Mike Anderson	21	208	18	202
Jerry Lowe	24	184	39	180
Matthew Bitler	27	200	25	206
Mike Brink	24	188	35	195
Mark Cliniff	12	237	0	—
Chuck Gattrell	0	0	0	—

Team Rosters

True Average	Points Won	Points Lost	-1-	-2-	-3-
208.81	17.0	11.0	236	141	183
184.29	18.5	13.5	192	166	178
200.78	22.0	14.0	183	215	238
188.88	16.0	16.0	175	187	185
237.42	13.0	3.0			

13 - Lucky 13 Lane 4

Name	Gms	Avg	HDCP	Book Avg
Shane Foskey	9	191	33	201
Rob Teat	12	192	32	190
Forrest Watson	15	196	28	198
Ken Mitchell	3	bk228	1	228
Ben Thompson	12	218	10	216

True Average	Points Won	Points Lost	-1-	-2-	-3-
162.56	2.0	10.0			
192.25	8.0	8.0	217	188	218
196.60	9.0	11.0	202	182	241
211.67	1.0	3.0	268	188	179
218.25	9.0	7.0			

Mid County Lanes
****10-Pin Rule Factored in Top of Recap****

Week 10 Date 11/09/23

10-We Don't Care		Avg=652	Week 10					Lane 5
Avg	Name	HDCP	1	2	3	H*3	Total	
187	Jay Truby	36	154	203	224	108	691	
125	Lynne Reiter-Truby	89				267		
141	Dan Muirhead	75	139	135	147	225	646	
199	Ganob Carter	26	268	255	213	78	814	
214	Danielle Subda	13				39		
183	AMOS ALSTON	39	232	155	231	117	735	
Total			793	750	815		2358	
Handicap		226	176	176	176		528	
HDCP Total			969	926	991		2886	

16-Probably Maybe		Avg=781	Week 10					Lane 6
Avg	Name	HDCP	1	2	3	H*3	Total	
165	Alyssa Gray	55	187	163	190	165	705	
193	Shawn Rutter	31	205	198	153	93	649	
205	Rodney Smith	21	183	227	174	63	647	
218	Chad Whiteman	10	181	203	194	30	608	
Total			756	791	711		2258	
Handicap		117	117	117	117		351	
HDCP Total			873	908	828		2609	

Won 18 Total 793 750 815 2358
 Lost 6 Handicap 226 176 176 176 528
 HDCP Total 969 926 991 2886

Won 6 Total 756 791 711 2258
 Lost 18 Handicap 117 117 117 351
 HDCP Total 873 908 828 2609

4 4 6 4

2 2 4 2

Approved: *[Signature]*

Approved: *[Signature]*

Please turn in your scoresheets at the desk.

Team Rosters

10 - We Don't Care Lane 5

Name	Gms	Avg	HDCP	Book Avg	True Average	Points Won	Points Lost	-1-	-2-	-3-
Jay Truby	27	187	36	189	187.33	19.0	17.0	215	237	181
Lynne Reiter-Truby	24	125	89	113	125.25	13.5	18.5			
Dan Muirhead	15	141	75	145	141.00	3.5	16.5	132	109	146
Ganob Carter	27	199	26	194	199.26	18.0	18.0	204	189	207
Danielle Subda	15	214	13	202	214.53	15.0	5.0	191	171	248

16 - Probably Maybe Lane 6

Name	Gms	Avg	HDCP	Book Avg	True Average	Points Won	Points Lost	-1-	-2-	-3-
Alyssa Gray	27	165	55	170	165.04	13.0	23.0	174	175	173
Shawn Rutter	27	193	31	198	193.22	19.5	16.5	142	187	187
Rodney Smith	24	205	21	212	205.21	20.0	12.0	198	213	189
Chad Whiteman	21	218	10	222	218.71	10.5	17.5	211	217	235

** Add AMOS TO ROSTER **

Week 10 Date 11/09/23

11-Team 11 Avg=771

Avg	Name	HDCP	1	2	3	H*3	Total
142	Jennifer Simms	74	120	135	158	222	413
185	Eric Simms	38	165	174	168	114	507
207	Justice Simms	19	193	227	208	57	628
237	Christion Simms	0	227	227	227	0	681
			763				
Won 82	Total		705	824	761		2229
	Handicap	131	131	131	131		393
Lost 22	HDCP Total		836	1005	892		2622

4-We Hate Each Other Avg=779

Avg	Name	HDCP	1	2	3	H*3	Total
191	Mike Simpson	3	33	179	191	196	99
191	Jim Mosuly	2	33	192	194	188	99
209	Jake Warwick	17					51
188	Joe Simpson	4	35	209	222	189	105
169	Jamie Spicer	1	51	179	184	232	153
			773				
Won 22	Total		833	823	805		2422
	Handicap	118	118	118	118		4562
Lost 28	HDCP Total		985	960	957		2885

Approved: 

Approved: *Justice Simms*

Please turn in your scoresheets at the desk.

11 - Team 11 Lane 7

Team Rosters

Name
Jennifer Simms
Eric Simms
Justice Simms
Christion Simms

Gms	Avg	HDCP	Book Avg
27	142	74	—
27	185	38	—
24	207	19	—
24	237	0	225

True Average	Points Won	Points Lost	-1-	-2-	-3-
142.22	20.0	16.0	127	169	131
185.33	12.0	24.0	183	182	188
207.88	23.0	9.0	226	205	161
237.04	20.0	12.0	225	237	236

4 - We Hate Each Other Lane 8

Name
Mike Simpson
Jim Mosuly
Jake Warwick
Joe Simpson
Jamie Spicer

Gms	Avg	HDCP	Book Avg
24	191	33	194
27	191	33	199
27	209	17	204
18	188	35	184
12	169	51	—

True Average	Points Won	Points Lost	-1-	-2-	-3-
191.75	16.0	16.0			
191.96	23.0	13.0	203	200	229
209.22	16.0	20.0	208	205	190
188.17	9.5	14.5	232	188	196
169.25	6.0	10.0	160	172	124

Mid County Lanes
****10-Pin Rule Factored in Top of Recap****

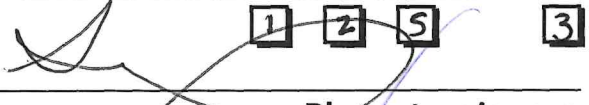
Week 10 Date 11/09/23

6-Thumb & Dumber		Avg=854	Week 10 Lane 9				
Avg	Name	HDCP	1	2	3	H*3	Total
203	Larry Hall	22	183	231	194	66	675
193	Loren Johnston	31	167	215	200	93	675
215	Jacob Jensen	12	152	205	205	36	598
243	Matt Wozney	0	258	225	243	0	726

1-BG N FATT		Avg=656	Week 10 Lane 10				
Avg	Name	HDCP	1	2	3	H*3	Total
164	Reggie Ennis	56	167	186	152	168	673
134	Steven McDaniel	81	158	149	118	243	668
174	Dwayne Parker	47	189	203	190	141	723
184	Mickey Ennis	39	158	204	168	117	647

Won	11	Total	760	881	842	2483
		Handicap	65	65	65	195
Lost	13	HDCP Total	825	946	907	2678

Won	13	Total	672	742	628	2042
		Handicap	223	223	223	669
Lost	11	HDCP Total	895	965	851	2711

Approved:  1 2 5 3

Approved:  5 4 1 3

Please turn in your scoresheets at the desk.

Team Rosters

6 - Thumb & Dumber Lane 9

Name	Gms	Avg	HDCP	Book Avg	True Average	Points Won	Points Lost	-1-	-2-	-3-
Larry Hall	27	203	22	213	203.74	18.0	18.0	216	234	204
Loren Johnston	18	193	31	189	193.61	12.0	12.0	a183	a183	a183
Jacob Jensen	24	215	12	205	215.25	17.0	15.0	207	183	253
Matt Wozney	27	243	0	229	243.63	22.0	14.0	236	256	211

1 - BG N FATT Lane 10

Name	Gms	Avg	HDCP	Book Avg	True Average	Points Won	Points Lost	-1-	-2-	-3-
Reggie Ennis	27	164	56	174	164.33	11.0	25.0	180	197	151
Steven McDaniel	24	134	81	144	129.42	9.0	23.0	139	116	178
Dwayne Parker	21	174	47	170	174.19	14.0	14.0	158	190	187
Mickey Ennis	24	184	39	185	184.54	17.0	15.0	187	223	172

Mid County Lanes
 10-Pin Rule Factored in Top of Recap

Week 10 Date 11/09/23

7-Lucky Strikes		Avg=687		Week 10 Lane 11				
Avg	Name	HDCP	1	2	3	H*3	Total	
154	Hermond Walker	64	159	161	176	192	688	
162	Cindy Bouwmans	57	179	164	183	171	697	
180	Fran Duphily	42	165	159	186	126	636	
191	Tom Reis	33	186	212	195	99	696	
126	Maggie Beattie	88				264		
Total			689	705	740			
Handicap		196	996	196	196			
HDCP Total			885	900	936		2717	

14-A\$\$HOLES		Avg=841		Week 10 Lane				
Avg	Name	HDCP	1	2	3	H*3	To	
177	Kateri Elder	45	153	166	225	135	67	
214	Tim Foltz	13	202	214	205	39	66	
212	Drew Bowerson	15	214	212	245	45	71	
238	Brian Elder	0	249	223	289	0	75	
212	Jim Briggs	15				45		
Total			814	817	964			
Handicap		73	73	73				
HDCP Total			987	890	103		281	

Won 9

Won 15

Lost 15

Lost 9

2 4 1 2

4 2 5 4

Approved: _____

Approved: _____

Please turn in your scoresheets at the desk.

7 - Lucky Strikes Lane 11

Team Rosters

Name	Gms	Avg	HDCP	Book Avg
Hermond Walker	24	154	64	146
Cindy Bouwmans	27	162	57	166
Fran Duphily	27	180	42	190
Tom Reis	27	191	33	190
Maggie Beattie	3	bk126	88	126

True Average	Points Won	Points Lost	-1-	-2-	-3-
154.04	18.0	14.0	164	130	160
162.70	17.0	19.0	148	157	161
171.41	7.5	28.5	219	160	233
191.85	20.0	16.0	212	191	190
115.00	1.0	3.0			

14 - A\$\$HOLES Lane 12

Name	Gms	Avg	HDCP	Book Avg
Kateri Elder	24	177	45	185
Tim Foltz	27	214	13	210
Drew Bowerson	24	212	15	222
Brian Elder	27	238	0	232
Jim Briggs	3	bk212	15	212

True Average	Points Won	Points Lost	-1-	-2-	-3-
177.38	15.0	17.0	202	138	154
214.33	22.5	13.5	225	267	206
211.88	18.0	14.0	133	212	245
238.63	18.0	18.0	188	214	224
204.00	4.0				

Mid County Lanes
****10-Pin Rule Factored in Top of Recap****

Week 10 Date 11/09/23

3-Take Frank's Money			Avg=835			Week 10 Lane 13		
Avg	Name	HDCP	1	2	3	H*3	Total	
185	Terri Sill	1	38	243	172	213	114	742
223	Frank Jones	2	5	204	176	187	15	582
217	Derrick Stanley	3	11	171	259	266	33	729
210	Jessica Stewart	4	17	252	202	237	51	742
194	Tyler Jones		30	---	---	---	90	
	Don Steward Sr		0	---	---	---		
Won 17	Total		870	809	963		2582	
Lost 7	Handicap	71	71	71	71		213	
	HDCP Total		941	880	974		2795	

12-Team 12			Avg=843			Week 10 Lane 14		
Avg	Name	HDCP	1	2	3	H*3	Total	
202	Morris Jackson	1	23	172	229	177	69	647
201	Vincent Myers	2	24	247	223	226	72	768
201	Ranee Jackson	3	24	167	143	207	72	589
239	Ray Smarsh	4	0	279	199	219	0	697
Won 7	Total		865	794	829		2488	
Lost 17	Handicap	71	71	71	71		213	
	HDCP Total		936	865	900		2701	

Approved: *RS*

Approved: *Jessica Stewart*

Please turn in your scoresheets at the desk.

Wow! a correctly filled out sheet!



3 - Take Frank's Money Lane 13

Name	Gms	Avg	HDCP	Book Avg	True Average	Points Won	Points Lost	-1-	-2-	-3-
Terri Sill	24	185	38	186	185.54	11.0	21.0			
Frank Jones	27	223	5	221	223.74	22.0	14.0	226	213	190
Derrick Stanley	24	217	11	---	217.54	11.0	21.0	168	190	172
Jessica Stewart	24	210	17	211	210.88	12.0	20.0	220	223	161
Tyler Jones	6	194	30	---	194.67	6.0	2.0	202	171	213
Don Steward Sr	0	0	0	---						

12 - Team 12 Lane 14

Name	Gms	Avg	HDCP	Book Avg	True Average	Points Won	Points Lost	-1-	-2-	-3-
Morris Jackson	27	202	23	199	202.67	19.0	17.0	222	210	193
Vincent Myers	24	201	24	204	201.92	19.0	13.0	234	164	207
Ranee Jackson	24	201	24	206	201.83	11.0	21.0	247	202	180
Ray Smarsh	27	239	0	235	239.74	24.0	12.0	238	222	227

Mid County Lanes
****10-Pin Rule Factored in Top of Recap****

Week 10 Date 11/09/23

5-Bad Company		Avg=658	Week 10 Lane 15				
Avg	Name	HDCP	1	2	3	H*3	Total
154	Matt Hecker	64	168	171	176	192	
145	Dave Hecker	72	136	143	147	216	
165	Anthony Ball	55	150	178	138	165	
194	Kurt Hecker	30	205	142	170	90	
156	Hayden Wyttenbach	62				186	
Total							
Handicap		221					
HDCP Total							

2-Pocket Pounders		Avg=597	Week 10 Lane 16				
Avg	Name	HDCP	1	2	3	H*3	Total
200	Carter Dillon	25	200	207	234	75	
190	Kevin Roberts	34	213			102	
207	Otha Demby	19	183	247	209	57	
	Gerald Dillon	0					
212	Steve Rucker	15	197	237		45	
166	Chase Dillon	54	212	156	222	162	
Total							
Handicap		78					
HDCP Total							

Won _____ Total _____
 Lost _____ Handicap 221
 HDCP Total _____

Approved: *[Signature]*

Won _____ Total _____
 Lost _____ Handicap 78
 HDCP Total _____

Approved: *[Signature]*

Please turn in your scoresheets at the desk.

HELLOOOOO ?

5 - Bad Company Lane 15

Team Rosters

Name	Gms	Avg	HDCP	Book Avg
Matt Hecker	27	154	64	159
Dave Hecker	21	145	72	152
Anthony Ball	24	165	55	156
Kurt Hecker	24	194	30	195
Hayden Wyttenbach	12	156	62	166

True Average	Points Won	Points Lost	-1-	-2-	-3-
154.52	16.0	20.0	133	139	163
145.95	13.0	15.0	111	175	199
165.33	16.0	16.0	140	143	159
194.75	16.0	16.0	245	200	202
155.42	6.0	10.0			

2 - Pocket Pounders Lane 16

Name	Gms	Avg	HDCP	Book Avg
Carter Dillon	27	200	25	199
Kevin Roberts	21	190	34	200
Otha Demby	27	207	19	201
Gerald Dillon	0	0	0	—
Steve Rucker	27	212	15	222
Chase Dillon	6	166	54	—

True Average	Points Won	Points Lost	-1-	-2-	-3-
200.37	19.0	17.0	143	226	207
187.71	12.0	16.0	216	216	179
207.22	12.0	24.0	213	200	245
204.78	12.0	24.0	204	176	225
166.00	2.0	6.0			

Mid County Lanes
10-Pin Rule Factored in Top of Recap

Week 10 Date 11/09/23

25-Team 25		Avg=808		Week 10 Lane 17				
Avg	Name	HDCP	1	2	3	H*3	Total	
202	Deena Koontz	23					69	
188	Kayla Tam	1	35	163	166	158	105 592	
202	Lynne Dellis	3	23	201	201	168	69 640	
216	Bruce Morris	4	11	210	160	213	33 616	
170	Richie Casalvera	2	51	165	200	221	153 739	

32-Mickey's 4 Sale		Avg=735		Week 10 Lane 18				
Avg	Name	HDCP	1	2	3	H*3	Total	
180	Ramon Rodriguez	42	225	195	199	126	745	
168	Mickey Ortiz	52	205	148	189	156	698	
192	Efrain Borges	32	236	205	202	96	739	
195	Doug Williamson	29					87	
204	Austin O'Neal	22	215	155	190	66	626	

Won	4	Total	120	739	727	760	2226
		Handicap	92	120	120	120	360
Lost	20	HDCP Total		859	847	880	2586

Won	20	Total	148	881	703	780	2364
		Handicap	155	148	148	148	444
Lost	4	HDCP Total		1029	851	928	2808

0 1 2 1

6 5 4 5

Approved:

Approved:

Please turn in your scoresheets at the desk.

BLS2023b (c)2023 by CDE Software

Add Austin to Roster

Team Rosters

25 - Team 25 Lane 17

Name	Gms	Avg	HDCP	Book Avg	True Average	Points Won	Points Lost	-1-	-2-	-3-
Deena Koontz	12	202	23	190	202.00	12.0	4.0	193	225	230
Kayla Tam	15	188	35	189	188.73	8.5	11.5			
Lynne Dellis	27	202	23	200	202.67	22.0	14.0	180	242	196
Bruce Morris	21	216	11	203	216.24	14.5	13.5	a206	a206	a206
Richie Casalvera	24	170	51	178	170.92	15.0	17.0	148	150	148

32 - Mickey's 4 Sale Lane 18

Name	Gms	Avg	HDCP	Book Avg	True Average	Points Won	Points Lost	-1-	-2-	-3-
Ramon Rodriguez	21	180	42	190	178.10	13.0	15.0	202	191	192
Mickey Ortiz	24	168	52	167	168.33	10.0	22.0	147	160	201
Efrain Borges	21	192	32	202	192.62	16.0	12.0	189	184	193
Doug Williamson	21	195	29	205	195.62	11.0	17.0			

Mid County Lanes
****10-Pin Rule Factored in Top of Recap****

Week 10 Date 11/09/23

30-Underdogs		Avg=563	Week 10					Lane 19
Avg	Name	HDCP	1	2	3	H*3	Total	
105	Kendall Savage	106				318		
155	Steve Taylor	63	155	170	136	189	650	
193	Steve Wheeler	31	160	208	200	93	661	
110	Dave Savage	102	101	126	131	306	664	
157	Shawn Blackburn	62				186		
	Josh Hammett							
	Willie Parker		245	209	199	108	761	

23-NutButton.com		Avg=843	Week 10				Lane 20
Avg	Name	HDCP	1	2	3	H*3	Total
161	Sydney Delp	58	195	164	181	174	714
234	Matthew Ward	0	231	238	227	0	696
232	Ethan Driver	0	236	200	244	0	680
216	Cade Williamson	11	170	194	215	33	672

Won	14	Total	661	713	666	
		Handicap	302	232	232	232
Lost	10	HDCP Total	893	945	898	2736
			2	6	2	3

Won	10	Total	832	796	867	2495
		Handicap	69	69	69	69
Lost	14	HDCP Total	901	865	936	2702
			4	0	4	3

Approved: Ethan Driver

Approved: Jack K...

Please turn in your scoresheets at the desk.

BLS2023b (c)2023 by CDE Software

Please see Mike.

Team Rosters

30 - Underdogs Lane 19

Name	Gms	Avg	HDCP	Book Avg	True Average	Points Won	Points Lost	-1-	-2-	-3-
Kendall Savage	27	105	106	93	105.96	13.0	23.0	125	100	101
Steve Taylor	27	155	63	139	155.67	16.5	19.5	131	173	179
Steve Wheeler	24	193	31	167	193.75	17.0	15.0	204	227	155
Dave Savage	27	110	102	120	109.96	9.0	27.0	88	98	156
Shawn Blackburn	3	bk157	62	157	132.33		4.0			

23 - NutButton.com Lane 20

Name	Gms	Avg	HDCP	Book Avg	True Average	Points Won	Points Lost	-1-	-2-	-3-
Sydney Delp	27	161	58		161.19	18.0	18.0	169	135	159
Matthew Ward	27	234	0	221	234.22	22.5	13.5	225	243	247
Ethan Driver	27	232	0	225	232.44	26.5	9.5	202	240	254
Cade Williamson	24	216	11	226	212.54	17.0	15.0	256	183	219

Mid County Lanes
****10-Pin Rule Factored in Top of Recap****


Week 10 Date 11/09/23


26-Chuck in Charge		Avg=814	Week 10 Lane 21				
Avg	Name	HDCP	1	2	3	H*3	Total
202	Chuck Wallace	23				69	
2	181 Lisa Carr	41	204	185	187	123	699
3	214 CJ Hurst	13	181	236	257	39	713
4	217 Ethan Gray	11	300	257	183	33	793
	218 Eric Lindsey	10				30	
1	227 John Wallace	2	193	220	151	6	570

31-Sure 2 Win		Avg=748	Week 10 Lane 22				
Avg	Name	HDCP	1	2	3	H*3	Total
193	Charles Tilghman	31	201	203	172	93	669
	155 Celeste Perry	63				189	
	194 Keith Perry	30	169	185	165	90	609
	206 Walt Parker	20	232	233	180	60	705
2	190 Jawara Jones	34	203	179	213	102	697

Won	17	Total	67	878	898	776	2554
		Handicap	88 67	67	67	201	
Lost	7	HDCP Total	945	965	845	2755	

Won	17	Total	115	805	800	730	2335
		Handicap	114 115	115	115	345	
Lost	17	HDCP Total	920	915	845	2680	

Approved:  **4 5 3 5**

Approved:  **2 1 3 1**

Please turn in your scoresheets at the desk.

Team Rosters

26 - Chuck in Charge Lane 21

Name	Gms	Avg	HDCP	Book Avg	True Average	Points Won	Points Lost	-1-	-2-	-3-
Chuck Wallace	15	202	23	212	194.13	8.0	12.0			
Lisa Carr	27	181	41	186	181.59	16.0	20.0	191	190	215
CJ Hurst	27	214	13	224	213.44	20.0	16.0	300	209	227
Ethan Gray	24	217	11	219	217.75	15.0	17.0	194	214	223
Eric Lindsey	6	bk218	10	218	213.33	3.0	5.0			
John Wallace	9	227	2	218	227.00	6.0	6.0	173	212	277

31 - Sure 2 Win Lane 22

Name	Gms	Avg	HDCP	Book Avg	True Average	Points Won	Points Lost	-1-	-2-	-3-
Charles Tilghman	27	193	31	188	193.11	27.0	9.0	224	247	182
Celeste Perry	6	bk155	63	155	141.67		8.0			
Keith Perry	27	194	30	193	194.15	18.5	17.5	186	181	189
Walt Parker	24	206	20	207	206.71	20.0	12.0	269	231	131
Jawara Jones	18	190	34	183	190.17	13.5	10.5	196	222	165

Mid County Lanes
****10-Pin Rule Factored in Top of Recap****

Week 10 Date 11/09/23

20-Team 20		Avg=759		Week 10 Lane 23			
Avg	Name	HDCP	1	2	3	H*3	Total
1	160 James Farley	59	88	181	180	177	627
2	209 Bobby Maxwell	17	181	181	168	102	622
3	189 Tyrone Dallas	34	182	181	168	102	633
4	201 T J Foltz	24	189	234	250	72	746
	187 Hunter Foltz	36	187	187	187	108	622
	162 Vergenus Baker	57	187	187	187	177	622
	144 Dsmb NewBill	73	226	172	215	219	833
Won	Total		870	958			2677
	Handicap	134					2538
Lost	HDCP Total						

27-Livin' On A Spare		Avg=704		Week 10 Lane 24			
Avg	Name	HDCP	1	2	3	H*3	Total
1	187 Rees Kennedy	36	234	225	170	108	737
2	150 Bernie Connor	68	156	178	153	204	691
3	173 Mickey Connor	48	160	156	162	144	622
4	194 Eric Hamann	30	187	187	187	90	622
	185 Clint Welch	38	187	187	187	114	622
	Rick Bryan	30	158	211	190	90	649
Won	Total		890	952	951		2693
	Handicap	182					
Lost	HDCP Total						

Approved: Bernie Connor

Approved: _____

Please turn in your scoresheets at the desk.

Team Rosters

20 - Team 20 Lane 23

Name	Gms	Avg	HDCP	Book Avg	True Average	Points Won	Points Lost	-1-	-2-	-3-
James Farley	15	160	59	—	160.07	10.5	9.5	a150	a150	a150
Bobby Maxwell	14	209	17	188	209.86	13.0	6.0	219	193	233
Tyrone Dallas	27	189	34	184	189.93	15.0	21.0	182	199	171
T J Foltz	24	201	24	193	201.21	14.0	18.0			
Hunter Foltz	3	187	36	—	187.00	1.0	3.0	179	199	183
Vergenus Baker	9	162	57	—	162.00	5.0	7.0			

27 - Livin' On A Spare Lane 24

Name	Gms	Avg	HDCP	Book Avg	True Average	Points Won	Points Lost	-1-	-2-	-3-
Rees Kennedy	24	187	36	—	187.54	19.0	13.0			
Bernie Connor	21	150	68	152	150.81	17.0	11.0			
Mickey Connor	27	173	48	172	173.63	16.0	20.0	139	184	192
Eric Hamann	27	194	30	194	194.59	18.0	18.0	164	192	226
Clint Welch	6	bk185	38	185	179.17	6.0	2.0	217	189	158

Mid County Lanes
****10-Pin Rule Factored in Top of Recap****

Week 10 Date 11/09/23

22-Strictly Bizness		Avg=785	Week 10 Lane 25				
Avg	Name	HDCP	1	2	3	H*3	Total
196	Tim Cambridge	28	(244)	(206)	(192)	84	(712)
196	Aaron Money	28				84	
176	Kenny Guy	45	(172)	(201)	(204)	135	(712)
217	Andrew Timmons	11	202	(259)	215	33	709
189	Jay Ayers	34	143	(224)	161	102	630

17-The Commission		Avg=795	Week 10 Lane 26				
Avg	Name	HDCP	1	2	3	H*3	Total
186	Kevin Woodruff	37	175	168	123	111	577
186	Mike Williams	37	(200)	109	(220)	111	(640)
212	Nathan Jackson	15	157	209	183	45	594
211	Eugene Wallace	16	(244)	215	(232)	48	(712)
190	Ivy Wallace	34				102	

Won 16	Total		761	890	712		2423
Lost 8	Handicap	112	118	118	118		354
	HDCP Total		879	(1008)	(890)		(2177)

Won 8	Total		776	816	758		2235
Lost 16	Handicap	105	105	105	105		315
	HDCP Total		(881)	806	863		2550

Approved: 

Approved: 

Please turn in your scoresheets at the desk.

Team Rosters

22 - Strictly Bizness Lane 25

Name	Gms	Avg	HDCP	Book Avg	True Average	Points Won	Points Lost	-1-	-2-	-3-
Tim Cambridge	24	196	28	206	168.08	5.0	27.0	183	155	162
Aaron Money	27	196	28	201	196.67	19.5	16.5	178	236	195
Kenny Guy	21	176	45	186	172.24	9.0	19.0	183	185	191
Andrew Timmons	18	217	11	212	217.89	14.0	10.0	182	259	247
Jay Ayers	9	189	34	196	189.67	4.0	8.0			

17 - The Commission Lane 26

Name	Gms	Avg	HDCP	Book Avg	True Average	Points Won	Points Lost	-1-	-2-	-3-
Kevin Woodruff	27	186	37	176	186.15	18.0	18.0	200	197	213
Mike Williams	24	186	37	178	186.00	14.0	18.0	194	160	170
Nathan Jackson	27	212	15	196	212.70	19.5	16.5	167	208	138
Eugene Wallace	27	211	16	210	211.48	18.0	18.0	146	225	239
Ivy Wallace	3	bk190	34	190	201.33	4.0				

Mid County Lanes
****10-Pin Rule Factored in Top of Recap****

Week 10 Date 11/09/23

24-Knuckles Deep		Avg=770	Week 10 Lane 27				
Avg	Name	HDCP	1	2	3	H*3	Total
① 188	Scott Howard	35	216	228	199	105	748
② 186	Shaqueal Rouse	37	170	182	139	111	602
③ 195	Shawn Bey	29	207	145	199	87	638
④ 201	Pat Hogan	24	169	230	189	72	660
	178 Matt Hammond	44				132	
			762		726		
Won	9.5	Total	726	785	8	2273	
		Handicap	125	125	125	375	
Lost	14.5	HDCP Total	887	910	851	2648	

29-Unholy Alliance		Avg=860	Week 10 Lane 28				
Avg	Name	HDCP	1	2	3	H*3	Total
① 216	Mark Butler	11	226	166	202	33	627
④ 220	Marilyn Alaniz	8	234	183	205	24	646
	205 Aaron Bey	-21	—	—	—	-63	—
② 219	Adam Bruns	9	233	299	243	27	802
③ 223	Noah Wydeven	5	248	224	203	15	690
	234 Danny Mitchell	-0	—	—	—	-0	—
			941	872	853	2666	
Won	14.5	Total	941	872	853	2666	
		Handicap	49	33	33	99	
Lost	9.5	HDCP Total	974	905	886	2765	

Approved: M.B. 2.5

Approved: [Signature] 3.5

Please turn in your scoresheets at the desk.

Team Rosters

24 - Knuckles Deep Lane 27

Name	Gms	Avg	HDCP	Book Avg	True Average	Points Won	Points Lost	-1-	-2-	-3-
Scott Howard	27	188	35	187	188.81	18.0	18.0	178	178	174
Shaqueal Rouse	15	186	37	193	186.40	12.0	8.0			
Shawn Bey	24	195	29	189	195.46	12.0	20.0	212	180	192
Pat Hogan	27	201	24	210	201.30	14.5	21.5	205	166	149
Matt Hammond	15	178	44	181	178.47	10.0	10.0	159	191	156

29 - Unholy Alliance Lane 28

Name	Gms	Avg	HDCP	Book Avg	True Average	Points Won	Points Lost	-1-	-2-	-3-
Mark Butler	24	216	11	202	216.63	22.0	10.0	268	212	218
Marilyn Alaniz	21	220	8	224	220.29	17.5	10.5	212	189	268
Aaron Bey	6	bk205	21	205	200.00	5.0	3.0			
Adam Bruns	12	219	9	218	219.00	8.0	8.0	175	214	189
Noah Wydeven	18	223	5	220	223.06	15.0	9.0			
Danny Mitchell	15	234	0	227	234.00	15.0	5.0	247	216	230

Mid County Lanes
****10-Pin Rule Factored in Top of Recap****


Week 10 Date 11/09/23

19-Why You Mad??		Avg=894	Week 10 Lane 29				
Avg	Name	HDCP	1	2	3	H*3	Total
210	Robert Cook	17				51	
213	Chang Kim	14	238	267	191	42	736
222	Rob LaBrake	6	215	238	259	18	730
249	Stevie Weber	0	234	228	163	0	625
215	Chuck Dixon	12	201	170	154	36	561

28-Jugs and Sticks		Avg=717	Week 10 Lane 30				
Avg	Name	HDCP	1	2	3	H*3	Total
151	Rebekah Taylor	67	166	191	149	201	707
191	Brian Holmes	33	164	213	224	99	700
179	Stefanie Rose	43	169	190	171	129	659
196	Bob Taylor	28	197	190	198	84	665
187	Will Parker	36				108	

Won 12	Total	888				
	Handicap	37				
Lost 12	HDCP Total	920	955	799	2074	

Won 12	Total	696				
	Handicap	171				
Lost 12	HDCP Total	867	955	913	2735	

Approved:  5 4 1 2

Approved:  1 2 5 4

Please turn in your scoresheets at the desk.

Team Rosters

19 - Why You Mad?? Lane 29

Name	Gms	Avg	HDCP	Book Avg	True Average	Points Won	Points Lost	-1-	-2-	-3-
Robert Cook	24	210	17	218	210.92	19.0	13.0			
Chang Kim	27	213	14	221	213.19	16.0	20.0	244	183	220
Rob LaBrake	27	222	6	232	221.78	16.0	20.0	226	196	247
Stevie Weber	21	249	0	237	249.29	22.0	6.0	300	258	190
Chuck Dixon	12	215	12	214	215.08	11.0	5.0	220	217	246

28 - Jugs and Sticks Lane 30

Name	Gms	Avg	HDCP	Book Avg	True Average	Points Won	Points Lost	-1-	-2-	-3-
Bekkah Taylor	24	151	67	147	151.21	14.0	18.0	a141	a141	a141
Brian Holmes	27	191	33	184	191.59	21.5	14.5	155	184	201
Stefanie Rose	18	179	43	189	167.67	8.0	16.0			
Bob Taylor	27	196	28	192	196.41	26.0	10.0	197	229	179
Will Parker	21	187	36	187	187.29	16.0	12.0	138	204	193

Mid County Lanes
****10-Pin Rule Factored in Top of Recap****

Week 10 Date 11/09/23

21-AARP		Avg=770		Week 10 Lane 31			
Avg	Name	HDCP	1	2	3	H*3	Total
145	Thea Stewart	688	72	180	162	130	216
206	Kenny Armstrong	20	205	182	173	60	560
210	Stefun Hawkins	17	196	187	203	51	586
209	Juston Yelverton	17	229	250	214	51	727
182	Ernest Anderson	40					120
			12 = 12				

18-Tree Inc.		Avg=798		Week 10 Lane 32			
Avg	Name	HDCP	1	2	3	H*3	Total
187	Gene Messick	36	152	224	182	108	558
195	Chris Birch Sr.	29	216	211	204	87	631
210	Michael Dyer	17	164	197	175	51	637
206	Steve Samluk Sr	20	188	236	213	60	686
201	Steve Samluk Jr	24					72
			112 = 112				

Won	Total					
	Handicap	126				272.3
Lost	HDCP Total		931	916	876	2727

Won	Total					
	Handicap	102				
Lost	HDCP Total		822	920	876	2618

Approved: _____

Approved: _____

Please turn in your scoresheets at the desk!

5 1 2 4

Team Rosters

21 - AARP Lane 31

Name	Gms	Avg	HDCP	Book Avg	True Average	Points Won	Points Lost	-1-	-2-	-3-
Thea Stewart	15	145	72	130	145.13	9.0	11.0	a135	a135	a135
Kenny Armstrong	23	206	20	205	206.13	19.0	12.0	217	226	226
Stefun Hawkins	27	210	17	210	210.07	19.0	17.0	300	193	176
Juston Yelverton	21	209	17	213	209.14	12.0	16.0	230	226	192
Ernest Anderson	6	bk182	40	182	201.33	6.0	2.0			

18 - Tree Inc. Lane 32

Name	Gms	Avg	HDCP	Book Avg	True Average	Points Won	Points Lost	-1-	-2-	-3-
Gene G. Messick	21	187	36	194	187.29	15.0	13.0			
Chris Birch Sr.	18	195	29	201	195.67	14.0	10.0	227	228	214
Michael Dyer	27	210	17	211	210.67	20.0	16.0	211	235	225
Steve D. Samluk Sr	27	206	20	205	206.78	24.0	12.0	230	245	209
Steve D. Samluk Jr	9	201	24	192	201.11	10.0	2.0			