

Mid County Lanes
****10-Pin Rule Factored in Top of Recap****

Week 11 Date 11/16/23

8-Door Mats		Avg=786		Week 11 Lane 1			
Avg	Name	HDCP	1	2	3	H*3	Total
211	Mike Anderson	16	201	233	223	48	705
183	Jerry Lowe	39	208	194	158	117	677
190	Mike Brink	34	170	226	187	102	685
202	Matthew Bitler	23	226	225	178	69	698
237	Mark Cliniff	0				0	
	Chuck Gatrell	0					

23-NutButton.com		Avg=844		Week 11 Lane 2			
Avg	Name	HDCP	1	2	3	H*3	Total
163	Sydney Delp	56	151	156	150	168	625
234	Matthew Ward	0	161	277	259	0	697
231	Ethan Driver	0	248	236	277	0	761
216	Cade Williamson	11	188	191	267	33	679

Won	15	Total	805	878	746	
		Handicap	112	112	112	336
Lost	9	HDCP Total	917	990	858	2765
			5	5	1	4

Won	9	Total	748	860	953	2561
		Handicap	67	67	67	201
Lost	15	HDCP Total	815	927	1029	2762
			1	1	5	2

Approved: _____

Approved: _____

Please turn in your scoresheets at the desk.

Team Rosters

8 - Door Mats Lane 1

Name	Gms	Avg	HDCP	Book Avg	True Average	Points Won	Points Lost	-1-	-2-	-3-
Mike Anderson	24	211	16	202	211.92	20.0	12.0	264	206	231
Jerry Lowe	27	183	39	180	183.89	21.5	14.5	202	168	172
Mike Brink	27	190	34	195	190.41	18.0	18.0	224	184	200
Matthew Bitler	30	202	23	206	202.00	26.0	14.0	201	229	209
Mark Cliniff	12	237	0	—	237.42	13.0	3.0			
Chuck Gatrell	0	0	0	—						

23 - NutButton.com Lane 2

Name	Gms	Avg	HDCP	Book Avg	True Average	Points Won	Points Lost	-1-	-2-	-3-
Sydney Delp	30	163	56	—	163.07	21.0	19.0	195	164	181
Matthew Ward	30	234	0	221	234.00	26.5	13.5	231	238	227
Ethan Driver	30	231	0	225	231.87	29.5	10.5	236	200	244
Cade Williamson	27	216	11	226	210.37	17.0	19.0	170	194	215

18-Tree Inc.		Avg=798		Week 11 Lane 3			
Avg	Name	HDCP	1	2	3	H*3	Total
187	Gene Messick	36	183	184	210	108	685
197	Chris Birch Sr.	28	172	153	219	84	628
207	Michael Dyer	19	207	221	175	57	660
207	Steve Samluk Sr	19	150	187	202	57	596
201	Steve Samluk Jr	24	-	-	-	72	-

29-Unholy Alliance		Avg=863		Week 11 Lane 4			
Avg	Name	HDCP	1	2	3	H*3	Total
214	Mark Butler	13	233	184	219	39	615
218	Marilyn Alaniz	10	203	257	243	30	733
205	Aaron Bey	21	-	-	-	63	-
226	Adam Bruns	3	245	225	223	9	702
223	Noah Wydeven	5	232	245	246	15	733
234	Danny Mitchell	0	-	-	-	0	-

Won	4	Total	712	745	806	2263
		Handicap	102	102	102	306
Lost	20	HDCP Total	814	847	908	2569

Won	20	Total	913	911	931	2755
		Handicap	47	31	31	93
Lost	4	HDCP Total	944	942	962	2848

1 1 1 1

5 5 5 5

Approved: *M. Butler*

Approved: *Chris Birch*

Please turn in your scoresheets at the desk.

Team Rosters

18 - Tree Inc. Lane 3

Name	Gms	Avg	HDCP	Book Avg	True Average	Points Won	Points Lost	-1-	-2-	-3-
Gene G. Messick	24	187	36	194	187.13	17.0	15.0	152	224	182
Chris Birch Sr.	21	197	28	201	197.76	18.0	10.0	216	211	204
Michael Dyer	30	207	19	211	207.47	20.0	20.0	164	197	175
Steve D. Samluk Sr	30	207	19	205	207.33	27.0	13.0	188	236	213
Steve D. Samluk Jr	9	201	24	192	201.11	10.0	2.0			

29 - Unholy Alliance Lane 4

Name	Gms	Avg	HDCP	Book Avg	True Average	Points Won	Points Lost	-1-	-2-	-3-
Mark Butler	27	214	13	202	214.56	22.0	14.0	226	166	202
Marilyn Alaniz	24	218	10	224	218.67	19.0	13.0	234	183	205
Aaron Bey	6	bk205	21	205	200.00	5.0	3.0			
Adam Bruns	15	226	3	218	226.87	12.0	8.0	233	299	243
Noah Wydeven	21	223	5	220	223.33	18.0	10.0	248	224	203
Danny Mitchell	15	234	0	227	234.00	15.0	5.0			

14-A\$\$HOLES		Avg=843	Week 11 Lane 5				
Avg	Name	HDCP	1	2	3	H*3	Total
177	Kateri Elder	45	/	/	/	135	/
213	Tim Foltz	14	236	197	234	42	709
213	Drew Bowerson	14	200	202	203	42	647
240	Brian Elder	0	243	268	237	0	748
212	Jim Briggs ①	15	266	233	247	45	791

19-Why You Mad??		Avg=893	Week 11 Lane 6				
Avg	Name	HDCP	1	2	3	H*3	Total
210	Robert Cook	17	202	205	236	51	694
215	Chang Kim	12	258	236	167	36	697
224	Rob LaBrake	5	204	236	237	15	692
244	Stevie Weber	0	268	282	279	0	769
207	Chuck Dixon	19	/	/	/	57	/

Won	16	Total	945	903	921		2766
		Handicap	43	43	43		129
Lost	8	HDCP Total	988	943	969		2895

Won	8	Total	932	899	919		2750
		Handicap	34	34	34		102
Lost	16	HDCP Total	964	933	953		2852

4 4 4 4

2 2 2 2

Approved: _____

Approved: _____

Please turn in your scoresheets at the desk.

Team Rosters

14 - A\$\$HOLES Lane 5

Name	Gms	Avg	HDCP	Book Avg	True Average	Points Won	Points Lost	-1-	-2-	-3-
Kateri Elder	27	177	45	185	177.81	16.0	20.0	153	166	225
Tim Foltz	30	213	14	210	213.67	23.5	16.5	202	216	205
Drew Bowerson	27	213	14	222	213.19	22.0	14.0	214	212	245
Brian Elder	30	240	0	232	240.00	21.0	19.0	245	223	289
Jim Briggs	3	bk212	15	212	204.00	4.0				

19 - Why You Mad?? Lane 6

Name	Gms	Avg	HDCP	Book Avg	True Average	Points Won	Points Lost	-1-	-2-	-3-
Robert Cook	24	210	17	218	210.92	19.0	13.0			
Chang Kim	30	215	12	221	215.07	19.0	21.0	238	267	191
Rob LaBrake	30	224	5	232	224.00	20.0	20.0	215	258	259
Stevie Weber	24	244	0	237	244.17	24.0	8.0	234	228	163
Chuck Dixon	15	207	19	214	207.07	11.0	9.0	201	170	154

Mid County Lanes
 10-Pin Rule Factored in Top of Recap

DOVER


Week 11 Date 11/16/23

31-Sure 2 Win		Avg=747	Week 11 Lane 7				
Avg	Name	HDCP	1	2	3	H*3	Total
1	193 Charles Tilghman	31	243	206	243	93	785
	155 Celeste Perry	63				189	
3	192 Keith Perry	32	188	170	226	96	680
4	207 Walt Parker	19	256	245	179	57	737
2	191 Jawara Jones	33	169	172	183	99	623

15-Team 15		Avg=795	Week 11 Lane 8				
Avg	Name	HDCP	1	2	3	H*3	Total
1	198 Joe Dagg	27	205	167	145	81	598
	196 Rich Lucas	28				84	
3	210 Andy Snellings	17	224	233	244	51	752
	191 John Miller	33				99	
4	212 James Bailey Sr	15	243	155	191	45	624
2	195 Tom Hirst	29	233	216	181	87	717

Won	14	Total		856	793	831	2480
		Handicap	145	115	115	115	345
Lost	10	HDCP Total		971	908	946	2825

Won	10	Total		905	771	761	2437
		Handicap	105	88	88	88	264
Lost	14	HDCP Total		993	859	849	2701

Approved:  2 4 4 4

Approved:  4 2 2 2

Please turn in your scoresheets at the desk.

BLS2023b (c)2023 by CDE Software

Cha 692
 Jaw 524
 Kei 584
 Walt 680

Joe 517
 Tom 630
 Andy 701
 James 589

Team Rosters

31 - Sure 2 Win Lane 7

Name	Gms	Avg	HDCP	Book Avg	True Average	Points Won	Points Lost	-1-	-2-	-3-
Charles Tilghman	30	193	31	188	193.00	31.0	9.0	201	203	172
Celeste Perry	6	bk155	63	155	141.67		8.0			
Keith Perry	30	192	32	193	192.03	19.5	20.5	169	185	165
Walt Parker	27	207	19	207	207.63	21.0	15.0	232	233	180
Jawara Jones	21	191	33	183	191.33	14.5	13.5	203	179	213

15 - Team 15 Lane 8

Name	Gms	Avg	HDCP	Book Avg	True Average	Points Won	Points Lost	-1-	-2-	-3-
Joe Dagg	27	198	27	198	198.78	17.0	19.0	175	192	213
Rich Lucas	18	196	28	192	196.61	14.0	10.0			
Andy Snellings	24	210	17	197	210.29	18.0	14.0	216	248	221
John Miller	15	191	33	184	191.13	14.0	6.0			
James Bailey Sr	24	212	15	214	212.29	15.0	17.0			
Tom Hirst	3	bk195	29	195	218.00	2.0	2.0	201	210	243

Mid County Lanes
****10-Pin Rule Factored in Top of Recap****

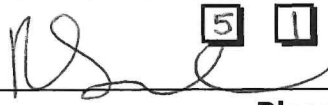
Week 11 Date 11/16/23

6-Thumb & Dumber		Avg=851	Week 11 Lane 9				
Avg	Name	HDCP	1	2	3	H*3	Total
203	Larry Hall	22	276	217	203	66	762
193	Loren Johnston	31	180	175	242	93	690
212	Jacob Jensen	15	210	210	202	45	672
243	Matt Wozney	0	232	201	239	0	672

12-Team 12		Avg=843	Week 11 Lane 10				
Avg	Name	HDCP	1	2	3	H*3	Total
201	Morris Jackson	24	199	230	169	72	670
205	Vincent Myers	21	257	180	173	63	673
198	Ranee Jackson	27	196	246	236	81	759
239	Ray Smarsh	0	229	236	233	0	698

Won	13	Total	904	803	886	2593
		Handicap	68	68	68	204
Lost	11	HDCP Total	972	871	954	2797

Won	11	Total	881	892	811	2584
		Handicap	72	72	72	216
Lost	13	HDCP Total	953	964	883	2800

Approved:  [5] [1] [4] [5] [2]

Approved:  [1] [5] [1] [4]

Please turn in your scoresheets at the desk.

Team Rosters

6 - Thumb & Dumber Lane 9

Name	Gms	Avg	HDCP	Book Avg	True Average	Points Won	Points Lost	-1-	-2-	-3-
Larry Hall	30	203	22	213	203.80	21.0	19.0	183	236	194
Loren Johnston	21	193	31	189	193.67	15.0	13.0	167	215	200
Jacob Jensen	27	212	15	205	212.15	17.0	19.0	152	205	205
Matt Wozney	30	243	0	229	243.47	25.0	15.0	258	225	243

12 - Team 12 Lane 10

Name	Gms	Avg	HDCP	Book Avg	True Average	Points Won	Points Lost	-1-	-2-	-3-
Morris Jackson	30	201	24	199	201.67	20.0	20.0	172	229	177
Vincent Myers	27	205	21	204	205.26	23.0	13.0	247	223	226
Ranee Jackson	27	198	27	206	198.56	12.0	24.0	167	143	207
Ray Smarsh	30	239	0	235	239.00	25.0	15.0	279	199	219

Mid County Lanes
****10-Pin Rule Factored in Top of Recap****

DOVER

Week 11 Date 11/16/23


11-Team 11		Avg=769		Week 11 Lane 11			
Avg	Name	HDCP	1	2	3	H*3	Total
141	Jennifer Simms	75	190	149	200	225	754
183	Eric Simms	39	200	166	158	117	641
208	Justice Simms	18	245	179	279	54	757
237	Christion Simms	0	207	215	255	0	677

9-Just Bowl		Avg=786		Week 11 Lane 12			
Avg	Name	HDCP	1	2	3	H*3	Total
183	Aaron Wallace	39	205	148	200	117	670
181	Rich Owens	41				123	
213	Mike Cline	14	202	246	205	42	776
209	Mike Beck	17	236	246	261	51	800
223	Leon Stark	5	214	225	140	15	644

Won	14	Total	832	709	892	2433
		Handicap	132	132	132	396
Lost	10	HDCP Total	964	841	1024	2829

Won	16	Total	851	865	862	2584
		Handicap	75	75	75	225
Lost	14	HDCP Total	932	940	937	2809

Approved: 

Approved: 

Please turn in your scoresheets at the desk.

BLS2023b (c)2023 by CDE Software

Team Rosters

11 - Team 11 Lane 11

Name	Gms	Avg	HDCP	Book Avg	True Average	Points Won	Points Lost	-1-	-2-	-3-
Jennifer Simms	30	141	75	—	141.77	20.0	20.0	120	135	158
Eric Simms	30	183	39	—	183.70	12.0	28.0	165	174	168
Justice Simms	27	208	18	—	208.04	24.0	12.0	193	227	208
Christion Simms	24	237	0	225	237.04	20.0	12.0	a227	a227	a227

9 - Just Bowl Lane 12

Name	Gms	Avg	HDCP	Book Avg	True Average	Points Won	Points Lost	-1-	-2-	-3-
Aaron Wallace	30	183	39	176	183.77	16.5	23.5	189	173	171
Rich Owens	21	181	41	159	181.81	19.0	9.0			
Mike Cline	30	213	14	211	213.90	20.0	20.0	242	224	192
Mike Beck	30	209	17	207	209.50	19.0	21.0	209	202	181
Leon Stark	9	223	5	216	223.11	7.0	5.0	237	279	170

Mid County Lanes
****10-Pin Rule Factored in Top of Recap****

DOVER

Week 11 Date 11/16/23

27-Livin' On A Spar		Avg=708	Week 11 Lane 13				
Avg	Name	HDCP	1	2	3	H*3	Total
190	Rees Kennedy	34	200	181	215	102	698
152	Bernie Connor	66	170	185	139	198	692
172	Mickey Connor	49	150	169	174	147	640
194	Eric Hamann	30	164	166	179	90	599
185	Clint Welch	38				114	

Won <u>7</u>	Total					
	Handicap	179	179	179	179	
Lost	HDCP Total		863	880	896	2629

1 0 5 1

Approved: Bernie Connor

25-Team 25		Avg=800	Week 11 Lane 14				
Avg	Name	HDCP	1	2	3	H*3	Total
202	Deena Koontz	23				69	
184	Kayla Tam	2	39	190	213	154	117
201	Lynne Dellis	3	24	205	207	185	72
213	Bruce Morris	4	14	228	206	200	42
173	Richie Casalvera	1	48	195	206	200	144

Won <u>17</u>	Total	125				
	Handicap	100	125	13	125	
Lost	HDCP Total		943	957	864	2764

5 6 1 5

Approved: Bernie Connor

Please turn in your scoresheets at the desk.

BLS2023b (c)2023 by CDE Software

Team Rosters

27 - Livin' On A Spar Lane 13

Name	Gms	Avg	HDCP	Book Avg	True Average	Points Won	Points Lost	-1-	-2-	-3-
Rees Kennedy	27	190	34	—	190.00	22.0	14.0	234	225	170
Bernie Connor	24	152	66	152	152.25	18.0	14.0	156	178	153
Mickey Connor	30	172	49	172	172.20	17.0	23.0	160	156	162
Eric Hamann	27	194	30	194	194.59	18.0	18.0			
Clint Welch	6	bk185	38	185	179.17	6.0	2.0			

25 - Team 25 Lane 14

Name	Gms	Avg	HDCP	Book Avg	True Average	Points Won	Points Lost	-1-	-2-	-3-
Deena Koontz	12	202	23	190	202.00	12.0	4.0			
Kayla Tam	18	184	39	189	184.33	8.5	15.5	163	166	158
Lynne Dellis	30	201	24	200	201.40	22.0	18.0	201	201	168
Bruce Morris	24	213	14	203	213.50	15.5	16.5	210	160	213
Richie Casalvera	27	173	48	178	173.63	18.0	18.0	165	200	221

Mid County Lanes
****10-Pin Rule Factored in Top of Recap****

Week 11 Date 11/16/23

26-Chuck in Charge		Avg=818	Week 11 Lane 15				
Avg	Name	HDCP	1	2	3	H*3	Total
202	Chuck Wallace	23	197	205	189	69	1060
182	Lisa Carr	40	203	169	234	120	717
214	CJ Hurst	13	223	238	210	39	710
220	Ethan Gray	8	257	268	203	24	752
218	Eric Lindsey	10				30	
	John Wallace						
	remove ↑ add						

17-The Commission		Avg=789	Week 11 Lane 16				
Avg	Name	HDCP	1	2	3	H*3	Total
183	Kevin Woodruff	39					117
184	Mike Williams	39	167	173	190	117	647
209	Nathan Jackson	17	225	234	166	51	670
213	Eugene Wallace	14	213	226	224	42	705
	Ivy Wallace	34	173	221	136		630

Won <u>17 1/2</u>	Total		880	871	836		
	Handicap	84					
Lost <u>6 1/2</u>	HDCP Total		964	955	920		2839

Won <u>6 1/2</u>	Total		778	827	716		
	Handicap	109	104	104	104		
Lost <u>17 1/2</u>	HDCP Total		882	958	820		2260

Approved: [Signature]

Approved: [Signature]

Please turn in your scoresheets at the desk.

Team Rosters

26 - Chuck in Charge Lane 15

Name	Gms	Avg	HDCP	Book Avg	True Average	Points Won	Points Lost	-1-	-2-	-3-
Chuck Wallace	15	202	23	212	194.13	8.0	12.0			
Lisa Carr	30	182	40	186	182.63	19.0	21.0	204	185	187
CJ Hurst	30	214	13	224	214.57	23.0	17.0	181	236	257
Ethan Gray	27	220	8	219	220.96	18.0	18.0	300	257	183
Eric Lindsey	6	bk218	10	218	213.33	3.0	5.0			

17 - The Commission Lane 16

Name	Gms	Avg	HDCP	Book Avg	True Average	Points Won	Points Lost	-1-	-2-	-3-
Kevin Woodruff	30	183	39	176	183.07	18.0	22.0	175	168	123
Mike Williams	27	184	39	178	184.93	17.0	19.0	200	109	220
Nathan Jackson	30	209	17	196	209.73	19.5	20.5	157	209	183
Eugene Wallace	30	213	14	210	213.37	21.0	19.0	244	215	232

Mid County Lanes
****10-Pin Rule Factored in Top of Recap****

DOVER

Week 11 Date 11/16/23

4-We Hate Each Other		Avg=784	Week 11 Lane 17			
Avg	Name	HDCP	1	2	3	H*3 Total
194	Mike Simpson (3)	30	257	213	140	90 (700)
191	Jim Mosuly (2)	33	214	173	157	99 (643)
209	Jake Warwick	17				51
190	Joe Simpson (4)	34	179	235	173	102 (689)
175	Jamie Spicer (1)	46	180	154	141	138 (613)

28-Jugs and Sticks		Avg=720	Week 11 Lane 18			
Avg	Name	HDCP	1	2	3	H*3 Total
153	Rebekah Taylor (1)	65	133	173	127	195 (628)
192	Brian Holmes (2)	32	177	204	157	96 (634)
179	Stefanie Rose	43				129
196	Bob Taylor (4)	28	170	179	156	84 (505)
187	Will Parker (3)	36	207	204	171	108 (690)

Won 15	Total		830	775	611	2216
	Handicap	114	143	143	143	429
Lost 409	HDCP Total		973	918	754	2645

Won 9	Total		687	760	611	2058
	Handicap	168	161	161	161	483
Lost 15	HDCP Total		848	921	772	2541

Approved: *Richard Hagen*

Approved: *[Signature]*

Please turn in your scoresheets at the desk.

BLS2023b (c)2023 by CDE Software



Team Rosters

4 - We Hate Each Other Lane 17

Name	Gms	Avg	HDCP	Book Avg	True Average	Points Won	Points Lost	-1-	-2-	-3-
Mike Simpson	27	194	30	194	194.15	19.0	17.0	253	191	196
Jim Mosuly	30	191	33	199	191.90	27.0	13.0	192	194	188
Jake Warwick	27	209	17	204	209.22	16.0	20.0			
Joe Simpson	21	190	34	184	190.81	12.5	15.5	209	222	189
Jamie Spicer	15	175	46	---	175.07	10.0	10.0	179	184	232

28 - Jugs and Sticks Lane 18

Name	Gms	Avg	HDCP	Book Avg	True Average	Points Won	Points Lost	-1-	-2-	-3-
Bekkah Taylor	27	153	65	147	153.15	18.0	18.0	166	191	149
Brian Holmes	30	192	32	184	192.47	22.5	17.5	164	213	224
Stefanie Rose	21	179	43	189	168.95	8.0	20.0	169	190	171
Bob Taylor	30	196	28	192	196.27	28.0	12.0	197	190	198
Will Parker	21	187	36	187	187.29	16.0	12.0			

Mid County Lanes
****10-Pin Rule Factored in Top of Recap****

Week 11 Date 11/16/23

20-Team 20		Avg=758		Week 11 Lane 19			
Avg	Name	HDCP	1	2	3	H*3	Total
158	James Farley	61	155	179	167	183	684
209	Bobby Maxwell	17	155	179	167	183	684
188	Tyrone Dallas	35	208	132	155	105	600
203	T J Foltz	22	201	237	165	66	669
162	Vergenus Baker	57	182	163	168	171	684
Won	Total		921	886	830		
Lost	Handicap	135					
	HDCP Total						2637

21-AARP		Avg=771		Week 11 Lane 20			
Avg	Name	HDCP	1	2	3	H*3	Total
147	Thea Stewart	70	155	179	167	183	684
203	Kenny Armstrong	22	159	185	215	66	625
208	Stefun Hawkins	18	193	234	201	54	682
213	Juston Yelverton	14	179	180	243	42	642
182	Ernest Anderson	40	213	191	138	120	662
Won	Total		836	984	891		
Lost	Handicap	124					
	HDCP Total						2611

Approved: _____

Approved: _____

Please turn in your scoresheets at the desk.

Team Rosters

20 - Team 20 Lane 19

Name	Gms	Avg	HDCP	Book Avg	True Average	Points Won	Points Lost	-1-	-2-	-3-
James Farley	18	158	61	---	158.39	11.5	12.5	88	181	181
Bobby Maxwell	14	209	17	188	209.86	13.0	6.0			
Tyrone Dallas	30	188	35	184	188.63	18.0	22.0	182	181	168
T J Foltz	27	203	22	193	203.81	18.0	18.0	184	234	256
Vergenus Baker	9	162	57	---	162.00	5.0	7.0			

21 - AARP Lane 20

Name	Gms	Avg	HDCP	Book Avg	True Average	Points Won	Points Lost	-1-	-2-	-3-
Thea Stewart	18	147	70	130	147.17	11.0	13.0	180	162	130
Kenny Armstrong	26	203	22	205	203.88	19.0	16.0	205	182	173
Stefun Hawkins	30	208	18	210	208.60	20.0	20.0	196	187	203
Juston Yelverton	24	213	14	213	213.29	16.0	16.0	224	259	244
Ernest Anderson	6	bk182	40	182	201.33	6.0	2.0			

Mid County Lanes
****10-Pin Rule Factored in Top of Recap****

Week 11 Date 11/16/23

3-Take Frank's Money		Avg=840	Week 11 Lane 21					
Avg	Name	HDCP	1	2	3	H*3	Total	
188	Terri Sill	1	35	226	150	202	105	1083
220	Frank Jones	2	8	193	226	233	24	676
219	Derrick Stanley		9				27	
213	Jessica Stewart	4	14	185	161	188	42	576
194	Tyler Jones	3	30	182	186	194	90	598
	Don Steward Sr		0					
Won 21.5		Total		786	723	817		2326
Lost 21.5		Handicap	66	87	87	87		261
		HDCP Total		873	810	904		2587

32-Mickey's 4 Sale		Avg=740	Week 11 Lane 22					
Avg	Name	HDCP	1	2	3	H*3	Total	
181	Ramon Rodriguez	1	41	203	162	200	123	688
169	Mickey Ortiz	2	51	173	168	190	153	684
195	Efrain Borges	3	29	213	202	205	87	727
195	Doug Williamson		29				87	
204	Austin O'Neal	4	22	279	233	256	66	768
Won 21.5		Total		868	765	871		2504
Lost 21.5		Handicap	150	143	143	143		429
		HDCP Total		1011	908	904		2933

Approved:
 1 1 .5

Approved:
 5 5 5.5 6

Please turn in your scoresheets at the desk.

[Handwritten Signature]

[Handwritten Signature]

BLS2023b (c)2023 by CDE Software

Team Rosters

3 - Take Frank's Money Lane 21

Name	Gms	Avg	HDCP	Book Avg	True Average	Points Won	Points Lost	-1-	-2-	-3-
Terri Sill	27	188	35	186	188.19	14.0	22.0	243	172	213
Frank Jones	30	220	8	221	220.27	22.0	18.0	204	176	187
Derrick Stanley	27	219	9	—	219.15	14.0	22.0	171	259	266
Jessica Stewart	27	213	14	211	213.04	15.0	21.0	252	202	237
Tyler Jones	6	194	30	—	194.67	6.0	2.0			
Don Steward Sr	0	0	0	—						

32 - Mickey's 4 Sale Lane 22

Name	Gms	Avg	HDCP	Book Avg	True Average	Points Won	Points Lost	-1-	-2-	-3-
Ramon Rodriguez	24	181	41	190	181.63	17.0	15.0	225	195	199
Mickey Ortiz	27	169	51	167	169.70	11.0	25.0	205	148	189
Efrain Borges	24	195	29	202	195.33	20.0	12.0	236	205	202
Doug Williamson	21	195	29	205	195.62	11.0	17.0			
Austin O'Neal	21	204	22	214	200.19	10.0	18.0	215	155	190

Mid County Lanes
****10-Pin Rule Factored in Top of Recap****

Week 11 Date 11/16/23

10-We Don't Care		Avg=656	Week 11 Lane 23				
Avg	Name	HDCP	1	2	3	H*3	Total
188	Jay Truby	35	196	201	169	105	671
125	Lynne Reiter-Truby	89	108	135	136	267	646
140	Dan Muirhead	76	170	128	181	228	707
203	Ganob Carter	22	180	206	224	66	654
214	Danielle Subda	13			190	39	642
183	Amos Alston	39				117	

13-Lucky 13		Avg=807	Week 11 Lane 24				
Avg	Name	HDCP	1	2	3	H*3	Total
191	Shane Foskey	33	201	240	160	99	700
189	Rob Teat	34	202	216	204	102	724
199	Forrest Watson	26	258	231	194	78	758
228	Ken Mitchell	1				3	
217	Ben Thompson	11	189	201	224	33	653

Won <u>6</u>	Total		654	670	676		2000
	Handicap	222	222	222	222		666
Lost <u>18</u>	HDCP Total		876	892	898		2666

Won <u>18</u>	Total		847	894	782		2523
	Handicap		104	104	104		312
Lost <u>6</u>	HDCP Total		951	998	886		2835

Approved: [Signature] 1 1 4 1

Approved: [Signature] 5 5 2 6

Please turn in your scoresheets at the desk.

Team Rosters

10 - We Don't Care Lane 23

Name	Gms	Avg	HDCP	Book Avg	True Average	Points Won	Points Lost	-1-	-2-	-3-
Jay Truby	30	188	35	189	188.03	21.0	19.0	154	205	224
Lynne Reiter-Truby	24	125	89	113	125.25	13.5	18.5			
Dan Muirhead	18	140	76	145	140.89	4.5	19.5	139	135	147
Ganob Carter	30	203	22	194	203.87	22.0	18.0	268	255	213
Danielle Subda	15	214	13	202	214.53	15.0	5.0			
Amos Alston	3	bk183	39	183	206.00	3.0	1.0	232	155	231

13 - Lucky 13 Lane 24

Name	Gms	Avg	HDCP	Book Avg	True Average	Points Won	Points Lost	-1-	-2-	-3-
Shane Foskey	12	191	33	201	164.33	3.0	13.0	133	200	176
Rob Teat	15	189	34	190	189.87	9.0	11.0	192	147	202
Forrest Watson	18	199	26	198	199.33	11.0	13.0	223	217	199
Ken Mitchell	3	bk228	1	228	211.67	1.0	3.0			
Ben Thompson	15	217	11	216	217.60	9.0	11.0	211	242	192

Mid County Lanes
****10-Pin Rule Factored in Top of Recap****

Week 11 Date 11/16/23

24-Knuckles Deep		Avg=768	Week 11 Lane 25				
Avg	Name	HDCP	1	2	3	H*3	Total
191	Scott Howard	33	160	214	153	99	
183	Shaqueal Rouse	39				117	
194	Shawn Bey	30	158	159	171	90	
200	Pat Hogan	25	198	209	183	75	
178	Matt Hammond	44	137	173	172	132	

16-Probably Maybe		Avg=777	Week 11 Lane 26				
Avg	Name	HDCP	1	2	3	H*3	Total
166	Alyssa Gray	54	158	172	159	162	✓
192	Shawn Rutter	32	185	189	170	96	✓
204	Rodney Smith	22	232	212	180	66	✓
215	Chad Whiteman	12	180	18	174	36	

Won <u>9</u>	Total		653	731	88	2106
	Handicap	127	136	132	132	396
Lost <u>15</u>	HDCP Total		785	387	830	2502

Won <u>15</u>	Total		752	684	2280
	Handicap	120	120	180	360
Lost <u>9</u>	HDCP Total		872	911	804

Approved: [Signature]

Approved: [Signature]

Please turn in your scoresheets at the desk.

Team Rosters

24 - Knuckles Deep Lane 25

Name	Gms	Avg	HDCP	Book Avg	True Average	Points Won	Points Lost	-1-	-2-	-3-
Scott Howard	30	191	33	187	191.37	22.0	18.0	216	228	199
Shaqueal Rouse	18	183	39	193	182.61	12.0	12.0	170	182	139
Shawn Bey	27	194	30	189	194.15	13.0	23.0	207	145	199
Pat Hogan	30	200	25	210	200.77	17.0	23.0	169	230	189
Matt Hammond	15	178	44	181	178.47	10.0	10.0			

16 - Probably Maybe Lane 26

Name	Gms	Avg	HDCP	Book Avg	True Average	Points Won	Points Lost	-1-	-2-	-3-
Alyssa Gray	30	166	54	170	166.53	15.0	25.0	187	163	190
Shawn Rutter	30	192	32	198	192.43	22.5	17.5	205	198	153
Rodney Smith	27	204	22	212	204.04	21.0	15.0	183	227	174
Chad Whiteman	24	215	12	222	215.46	10.5	21.5	181	203	194

Mid County Lanes
****10-Pin Rule Factored in Top of Recap****

Week 11 Date 11/16/23

5-Bad Company		Avg=657	Week 11 Lane 27				
Avg	Name	HDCP	1	2	3	H*3	Total
156	Matt Hecker	62	237	191	125	186	
145	Dave Hecker	72	130	155	179	216	
164	Anthony Ball	56	154	125	171	168	
192	Kurt Hecker	32	182	183	149	96	
156	Hayden Wyttenbach	62				186	
Total			2			2	
Won	Handicap	222					
Lost	HDCP Total		0			0	

1-BG N FATT		Avg=657	Week 11 Lane 28				
Avg	Name	HDCP	1	2	3	H*3	Total
164	Reggie Ennis	56	126	121	131	168	
134	Steven McDaniel	81	113	146	130	243	
176	Dwayne Parker	45	177	139	204	135	
183	Mickey Ennis	39	172	200	182	117	
Total			2			2	
Won	Handicap	221					
Lost	HDCP Total	0					

Approved: [Signature]

Approved: [Signature]

Please turn in your scoresheets at the desk.

BLS2023b (c)2023 by CDE Software

PLEASE FILL OUT YOUR SHEET.

Team Rosters

5 - Bad Company Lane 27

Name	Gms	Avg	HDCP	Book Avg	True Average	Points Won	Points Lost	-1-	-2-	-3-
Matt Hecker	30	156	62	159	156.23	18.0	22.0	168	171	176
Dave Hecker	24	145	72	152	145.46	14.0	18.0	136	143	147
Anthony Ball	27	164	56	156	164.22	17.0	19.0	150	178	138
Kurt Hecker	27	192	32	195	192.26	17.0	19.0	205	142	170
Hayden Wyttenbach	12	156	62	166	155.42	6.0	10.0			

1 - BG N FATT Lane 28

Name	Gms	Avg	HDCP	Book Avg	True Average	Points Won	Points Lost	-1-	-2-	-3-
Reggie Ennis	30	164	56	174	164.73	12.0	28.0	167	186	152
Steven McDaniel	27	134	81	144	130.78	10.0	26.0	158	149	118
Dwayne Parker	24	176	45	170	176.67	18.0	14.0	189	203	190
Mickey Ennis	27	183	39	185	183.67	18.0	18.0	158	204	168

Mid County Lanes
****10-Pin Rule Factored in Top of Recap****

Week 11 Date 11/16/23

2-Pocket Pounders		Avg=598	Week 11 Lane 29				
Avg	Name	HDCP	1	2	3	H*3	Total
201	Carter Dillon (1)	24	189	197	232	72	700
190	Kevin Roberts (2)	34	250	171	219	102	748
207	Otha Demby (3)	19	219	156	120	57	552
	Gerald Dillon	0					
212	Steve Rucker (4)	15	202	169	226	45	642
176	Chase Dillon	45				135	
Total			876	693	797		2366
Handicap		77	92	92	92		276
HDCP Total			968	785	889		2642

7-Lucky Strikes		Avg=690	Week 11 Lane 30				
Avg	Name	HDCP	1	2	3	H*3	Total
155	Hermond Walker (1)	63	157	147	169	189	662
163	Cindy Bouwmans (2)	56	184	180	136	168	668
180	Fran Duphily (3)	42	173	162	169	126	630
192	Tom Reis (4)	32	171	171	202	96	640
126	Maggie Beattie	88				264	
Total			685	660	676		2021
Handicap		193	193	193	193		579
HDCP Total			878	853	869		2600

Won 17
 Lost 7
 Approved: C. J. Bouwmans

Won 7
 Lost 17
 Approved: Carter Dillon

6 1 5 5

0 5 1 1

Please turn in your scoresheets at the desk.

Team Rosters

2 - Pocket Pounders Lane 29

Name	Gms	Avg	HDCP	Book Avg	True Average	Points Won	Points Lost	-1-	-2-	-3-
Carter Dillon	30	201	24	199	201.60	21.0	19.0	200	204	234
Kevin Roberts	21	190	34	200	187.71	12.0	16.0			
Otha Demby	30	207	19	201	207.80	15.0	25.0	183	247	209
Gerald Dillon	0	0	0	—						
Steve Rucker	30	212	15	222	208.07	15.0	25.0	197	237	279
Chase Dillon	9	176	45	—	176.22	5.0	7.0	212	156	222

7 - Lucky Strikes Lane 30

Name	Gms	Avg	HDCP	Book Avg	True Average	Points Won	Points Lost	-1-	-2-	-3-
Hermond Walker	27	155	63	146	155.30	21.0	15.0	159	161	176
Cindy Bouwmans	30	163	56	166	163.97	20.0	20.0	179	164	183
Fran Duphily	30	180	42	190	171.27	7.5	32.5	165	159	186
Tom Reis	30	192	32	190	192.57	21.0	19.0	186	216	195
Maggie Beattie	3	bk126	88	126	115.00	1.0	3.0			

Mid County Lanes
****10-Pin Rule Factored in Top of Recap****

Week 11 Date 11/16/23

22-Strictly Bizness		Avg=786	Week 11 Lane 31				
Avg	Name	HDCP	1	2	3	H*3	Total
196	Tim Cambridge	28	175	188	257	84	704
196	Aaron Money	28	202	191	186	84	663
176	Kenny Guy	45	202	187	221	135	738
218	Andrew Timmons	10	213	277	199	30	719
186	Jay Ayers	37					111

30-Underdogs		Avg=563	Week 11 Lane 32				
Avg	Name	HDCP	1	2	3	H*3	Total
105	Kendall Savage	106	87	143	89	318	394 63
155	Steve Taylor	63	164	133	132	189	618
193	Steve Wheeler	31	132	257	212	93	694
110	Dave Savage	102	108	128	119	306	661
	Josh Hammett	0					

Won	17	Total	792	836	863		2491
		Handicap	111				323
Lost	7	HDCP Total	903	947	974		2824

Won	7	Total	491	661	552		1704
		Handicap	302				906
Lost	17	HDCP Total	793	963	854		2610

Approved: _____

Approved: _____

Please turn in your scoresheets at the desk.

Team Rosters

22 - Strictly Bizness Lane 31

Name	Gms	Avg	HDCP	Book Avg	True Average	Points Won	Points Lost	-1-	-2-	-3-
Tim Cambridge	27	196	28	206	173.19	9.0	27.0	244	206	192
Aaron Money	27	196	28	201	196.67	19.5	16.5			
Kenny Guy	24	176	45	186	174.75	13.0	19.0	172	201	204
Andrew Timmons	21	218	10	212	218.95	15.0	13.0	202	259	215
Jay Ayers	12	186	37	196	186.25	5.0	11.0	143	224	161

30 - Underdogs Lane 32

Name	Gms	Avg	HDCP	Book Avg	True Average	Points Won	Points Lost	-1-	-2-	-3-
Kendall Savage	27	105	106	93	105.96	13.0	23.0	a95	a95	a95
Steve Taylor	30	155	63	139	155.47	17.5	22.5	155	170	136
Steve Wheeler	27	193	31	167	193.26	18.0	18.0	160	208	200
Dave Savage	30	110	102	120	110.90	13.0	27.0	101	126	131
Josh Hammett	0	0	0	---						