

Bally's Classic - Lanes 1-2

Bally's
DOVER

Mid County Lanes
10-Pin Rule Factored in Top of Recap

Week 7 Date 10/19/23

7-Lucky Strikes		Avg=691		Week 7 Lane 1		
Avg	Name	HDCP	1	2	3	H*3 Total
158	Hermond Walker	61	130	110	157	183 580
160	Cindy Bouwmans	59	181	155	182	177 695
180	Fran Duphily	42	150	172	165	126 613
193	Tom Reis	31	187	203	148	93 631
126	Maggie Beattie	88				264
						1940

11-Team 11		Avg=785		Week 7 Lane 2		
Avg	Name	HDCP	1	2	3	H*3 Total
143	Jennifer Simms	73	120	149	135	219 623
191	Eric Simms	33	172	146	162	99 579
208	Justice Simms	18	246	216	202	54 718
243	Christion Simms	0	183	268	229	0 680

6 Won	56	Total		648	640	652	2228
		Handicap	193	193	193	193	579
18 Lost	198	HDCP Total		841	833	845	2519

Won	1918	Total		721	779	728	2228
		Handicap	124	124	124	124	372
Lost	56	HDCP Total		845	1903	858	2606

Approved: ☐ 2 ☐ 1 ☐ ☐

Approved: ☒ 4 ☒ 5 ☒ 3 ☒ 2 ☒ 5

Please turn in your scoresheets at the desk.

BLS2023b (c)2023 by CDE Software

Team Rosters

7 - Lucky Strikes Lane 1

Name	Gms	Avg	HDCP	Book Avg	True Average	Points Won	Points Lost	-1-	-2-	-3-
Hermond Walker	15	158	61	146	158.47	15.0	5.0	169	163	146
Cindy Bouwmans	18	160	59	166	160.83	9.0	15.0	158	190	140
Fran Duphily	18	180	42	190	167.89	3.5	20.5	181	192	134
Tom Reis	18	193	31	190	193.50	14.0	10.0	211	191	178
Maggie Beattie	3	bk126	88	126	115.00	1.0	3.0			

11 - Team 11 Lane 2

Name	Gms	Avg	HDCP	Book Avg	True Average	Points Won	Points Lost	-1-	-2-	-3-
Jennifer Simms	18	143	73	—	143.72	12.0	12.0	146	137	149
Eric Simms	18	191	33	—	191.72	10.0	14.0	166	196	192
Justice Simms	15	208	18	—	208.07	15.0	5.0			
Christion Simms	15	243	0	225	243.87	14.0	6.0	250	227	224

Bally's Classic - Lanes 3-4

Bally's
DOVER

Mid County Lanes
10-Pin Rule Factored in Top of Recap

Week 7 Date 10/19/23

16-Probably Maybe		Avg=781		Week 7 Lane 3			
Avg	Name	HDCP	1	2	3	H*3	Total
163	Alyssa Gray	56	180	141	185	168	674
193	Shawn Rutter	31	215	172	178	93	658
202	Rodney Smith	23	289	181	266	69	805
223	Chad Whiteman	5	181	214	238	15	648

Won	Total		805	708	267		2400
Lost	Handicap	115	115	115	115		
	HDCP Total		980	823	982		2785
			4	3	5		4 = 16

Approved: 

5-Bad Company		Avg=655		Week 7 Lane 4			
Avg	Name	HDCP	1	2	3	H*3	Total
150	Matt Hecker	68	220	191	139	204	755
145	Dave Hecker	72	135	129	130	216	610
168	Anthony Ball	52	158	145	197	156	656
192	Kurt Hecker	32	176	168	212	96	652
156	Hayden Wytenbach	62	-	-	-	186	

Won	Total		1090	633	678		2001
Lost	Handicap	224	224	224	224		
	HDCP Total		914	857	902		2673
			3	3	1		2

Approved: 

Please turn in your scoresheets at the desk.

BLS2023b (c)2023 by CDE Software

16 - Probably Maybe Lane 3

Name	Gms	Avg	HDCP	Book Avg	True Average	Points Won	Points Lost	-1-	-2-	-3-
Alyssa Gray	18	163	56	170	163.61	5.0	19.0	120	169	152
Shawn Rutter	18	193	31	198	193.28	12.5	11.5	160	179	199
Rodney Smith	15	202	23	212	194.27	9.0	11.0	193	236	165
Chad Whiteman	12	223	5	222	223.00	7.0	9.0	290	233	225

5 - Bad Company Lane 4

Name	Gms	Avg	HDCP	Book Avg	True Average	Points Won	Points Lost	-1-	-2-	-3-
Matt Hecker	18	150	68	159	150.06	9.0	15.0	153	196	166
Dave Hecker	15	145	72	152	145.73	10.0	10.0			
Anthony Ball	15	168	52	156	168.67	9.0	11.0	176	164	209
Kurt Hecker	15	192	32	195	192.13	9.0	11.0	168	215	147
Hayden Wytenbach	9	156	62	166	155.67	4.0	8.0	141	129	154

Bally's Classic - Lanes 5-6



Mid County Lanes
10-Pin Rule Factored in Top of Recap

Week 7 Date 10/19/23

13-Lucky 13 Avg=817							Week 7 Lane 5	
Avg	Name	HDCP	1	2	3	H*3	Total	
201	Shane Foskey	24	137	146	164	72	447	
190	Rob Teat	34	181	198	267	102	646	
198	Forrest Watson	27	228	189	199	81	616	
228	Ken Mitchell	1				3		
216	Ben Thompson	11	256	211	191	33	658	
Total							802	744 821 2367
Handicap							86	96 96 96 288
HDCP Total							898	840 917 2655
Won	1							
Lost	3							

3-Take Frank's Money Avg=846							Week 7 Lane 6	
Avg	Name	HDCP	1	2	3	H*3	Total	
189	Terri Sill	34	245	161	143	102	549	
225	Frank Jones	4	214	224	227	12	665	
223	Derrick Stanley	5	222	244	202	15	668	
209	Jessica Stewart	17				51		
194	Tyler Jones	30				90		
	Don Steward Sr	0						
209	Jessica Stewart	17	179	247	245		671	
Total							860	876 817 2553
Handicap							60	60 60 60 180
HDCP Total							920	936 817 2733
Won	3							
Lost	1							

Approved: Approved:

Please turn in your scoresheets at the desk.

BLS2023b (c)2023 by CDE Software

Please note order of bowlers is changing - MZ

13 - Lucky 13 Lane 5

Name	Gms	Avg	HDCP	Book Avg	True Average	Points Won	Points Lost	-1-	-2-	-3-
Shane Foskey	3	bk201	24	201	172.00	1.0	3.0			
Rob Teat	3	bk190	34	190	153.67		4.0			
Forrest Watson	6	bk198	27	198	193.67	2.0	6.0	218	167	215
Ken Mitchell	0	bk228	1	228						
Ben Thompson	6	bk216	11	216	205.83	4.0	4.0	170	192	214

3 - Take Frank's Money Lane 6

Name	Gms	Avg	HDCP	Book Avg	True Average	Points Won	Points Lost	-1-	-2-	-3-
Terri Sill	18	189	34	186	189.78	10.0	14.0	170	222	186
Frank Jones	18	225	4	221	225.00	15.0	9.0	194	236	248
Derrick Stanley	15	223	5	—	223.33	8.0	12.0	205	203	210
Jessica Stewart	15	209	17	211	209.27	6.0	14.0	a199	a199	a199
Tyler Jones	3	194	30	—	194.00	3.0	1.0			
Don Steward Sr	0	0	0	—						

Bally's Classic - Lanes 7-8

Bally's
DOVER

Mid County Lanes
10-Pin Rule Factored in Top of Recap

Week 7 Date 10/19/23

15-Team 15		Avg=799		Week 7 Lane 7			
Avg	Name	HDCP	1	2	3	H*3	Total
194	Rich Lucas	30	209	218	197	90	714
194	John Miller	30	200	165	171	90	626
198	Joe Dagg	27	244	227	207	81	759
213	James Bailey Sr	14	220	192	192	42	646
202	Andy Snellings	23				69	
Total			873	802			
Handicap		101	101	101	101		
HDCP Total			974	903	868		2745

Won 15
Lost 9

Approved: Paul Odh

2-Pocket Pounders		Avg=597		Week 7 Lane 8			
Avg	Name	HDCP	1	2	3	H*3	Total
202	Carter Dillon	23	180	195	279	69	723
190	Kevin Roberts	34	158	170	163	102	593
205	Otha Demby	21	172	227	184	63	646
	Gerald Dillon	0					
212	Steve Rucker	15	249	203	249	45	746
182	Chase Dillon	40				120	
Total			759	795			
Handicap		78	93	93	93		
HDCP Total			852	888	968		2708

Won 9
Lost 15

Approved: Paul Odh

Please turn in your scoresheets at the desk.

BLS2023b (c)2023 by CDE Software

Team Rosters

15 - Team 15 Lane 7

Name	Gms	Avg	HDCP	Book Avg	True Average	Points Won	Points Lost	-1-	-2-	-3-
Rich Lucas	15	194	30	192	194.33	12.0	8.0	203	177	245
John Miller	12	194	30	184	194.25	11.0	5.0			
Joe Dagg	15	198	27	198	198.53	9.0	11.0	223	179	163
James Bailey Sr	15	213	14	214	213.80	10.0	10.0	242	199	220
Andy Snellings	15	202	23	197	202.20	8.0	12.0	225	217	184

2 - Pocket Pounders Lane 8

Name	Gms	Avg	HDCP	Book Avg	True Average	Points Won	Points Lost	-1-	-2-	-3-
Carter Dillon	18	202	23	199	202.17	13.0	11.0	217	166	194
Kevin Roberts	15	190	34	200	189.33	8.0	12.0	170	202	192
Otha Demby	18	205	21	201	205.94	9.0	15.0	223	179	200
Gerald Dillon	0	0	0							
Steve Rucker	18	212	15	222	195.94	4.0	20.0	161	200	213
Chase Dillon	3	182	40		182.00	2.0	2.0			

Bally's Classic - Lanes 9-10



Mid County Lanes
10-Pin Rule Factored in Top of Recap

Week 7 Date 10/19/23

14-A\$\$HOLES		Avg=844		Week 7 Lane 9			
Avg	Name	HDCP	1	2	3	H*3	Total
175	Kateri Elder	46	226	224	204	138	792
212	Tim Foltz	15	193	266	184	45	688
214	Drew Bowerson	13	234	216	253	39	742
243	Brian Elder	0	218	239	259	0	716
212	Jim Briggs	15	/	/	/	45	/
Won 15		Total	871	945	900		2716
		Handicap	74	74	74		222
Lost 89		HDCP Total	945	1019	974		2938
			2	4	5		4


12-Team 12		Avg=839		Week 7 Lane 10			
Avg	Name	HDCP	1	2	3	H*3	Total
200	Morris Jackson	25	227	171	199	75	672
197	Vincent Myers	28	224	247	215	84	770
201	Ranee Jackson	24	192	208	193	72	665
241	Ray Smarsh	0	238	248	245	0	731
Won 9		Total	881	874	852		2607
		Handicap	77	77	77		231
Lost 15		HDCP Total	958	951	929		2838
			4	2	1		2

Approved:

Approved:

Please turn in your scoresheets at the desk.

BLS2023b (c)2023 by CDE Software



Team Rosters

14 - A\$\$HOLES Lane 9

Name	Gms	Avg	HDCP	Book Avg	True Average	Points Won	Points Lost	-1-	-2-	-3-
Kateri Elder	15	175	46	185	170.07	10.0	10.0	225	191	194
Tim Foltz	18	212	15	210	212.33	15.5	8.5	269	224	248
Drew Bowerson	15	214	13	222	214.40	14.0	6.0	249	245	229
Brian Elder	18	243	0	232	243.06	14.0	10.0	206	245	244
Jim Briggs	3	bk212	15	212	204.00	4.0				

12 - Team 12 Lane 10

Name	Gms	Avg	HDCP	Book Avg	True Average	Points Won	Points Lost	-1-	-2-	-3-
Morris Jackson	18	200	25	199	200.67	12.0	12.0	220	226	164
Vincent Myers	15	197	28	204	197.47	10.0	10.0	176	196	167
Ranee Jackson	18	201	24	206	201.22	8.0	16.0	203	206	194
Ray Smarsh	18	241	0	235	241.17	15.0	9.0	205	221	258

- Lanes 11-12

DOVER

****10-Pin Rule Factored in Top of Recap****

Week 7 Date 10/19/23

[illegible]

Approved:

1-BG N FATT			Avg=655		Week 7 Lane 12		
Avg	Name	HDCP	1	2	3	H*3	Total
164	Reggie Ennis	56	160	112	141	168	413
134	Steven McDaniel	81	161	117	117	243	395
173	Dwayne Parker	48				144	
184	Micey Ennis	39	174	183	170	117	527
207	KATH CAMPBELL	19	220	199	235	57	654
Won <u>5</u>	Total		715	611	663		1989
Lost <u>19</u>	Handicap	224	195	195	195		585
	HDCP Total		910	804	858		2574

Approved:

Please turn in your scoresheets at the desk.

BLS2023b (c)2023 by CDE Software

Team Rosters

9 - Just Bowl Lane 11

Name	Gms	Avg	HDCP	Book Avg	True Average	Points Won	Points Lost	-1-	-2-	-3-
Aaron Wallace	18	178	44	176	178.89	8.5	15.5	220	168	179
Rich Owens	18	179	43	159	179.78	15.5	8.5	171	203	225
Mike Cline	18	215	12	211	215.11	17.0	7.0	213	263	165
Mike Beck	18	215	12	207	215.61	12.0	12.0	199	246	232

1 - BG N FATT Lane 12

Name	Gms	Avg	HDCP	Book Avg	True Average	Points Won	Points Lost	-1-	-2-	-3-
Reggie Ennis	18	164	56	174	164.67	5.0	19.0	156	143	180
Steven McDaniel	15	134	81	144	124.80	3.0	17.0	139	156	138
Dwayne Parker	18	173	48	170	173.50	11.0	13.0	148	202	190
Micey Ennis	15	184	39	185	184.27	9.0	11.0	201	162	160

Bally's Classic - Lanes 13-14

Bally's
DOVER

Mid County Lanes
10-Pin Rule Factored in Top of Recap

Week 7 Date 10/19/23

10-Team 10		Avg=643		Week 7 Lane 13			
Avg	Name	HDCP	1	2	3	H*3	Total
182	Jay Truby	40	190	151	222	120	689
128	Lynne Reiter-Truby	86	150	104	123	258	635
143	Dan Muirhead	73				219	
190	Ganob Carter	34	231	240	245	102	819
	Danielle Sobel	23	201	194	235	69	699
Won	20	Total	183	718	190	825	
		Handicap	233	183	183	183	
Lost	4	HDCP Total		961	813	1008	

6-Thumb & Dumber		Avg=870		Week 7 Lane 14			
Avg	Name	HDCP	1	2	3	H*3	Total
212	Larry Hall	15	193	179	165	45	582
194	Loren Johnston	30	195	168	165	90	618
220	Jacob Jensen	8	217	210	218	24	669
244	Matt Wozney	0	262	248	256	0	766
Won	4	Total		867	805	804	
		Handicap	53	53	53	53	159
Lost	20	HDCP Total		920	858	857	

Approved:  5 3 6 6

Approved:  1 3 0 0

Please turn in your scoresheets at the desk.

BLS2023b (c)2023 by CDE Software

Team Rosters

10 - Team 10 Lane 13

Name	Gms	Avg	HDCP	Book Avg	True Average	Points Won	Points Lost	-1-	-2-	-3-
Jay Truby	18	182	40	189	182.56	8.0	16.0	186	181	180
Lynne Reiter-Truby	18	128	86	113	128.33	10.5	13.5	110	111	101
Dan Muirhead	9	143	73	145	143.56	1.5	10.5			
Ganob Carter	18	190	34	194	190.39	7.0	17.0	183	226	285

6 - Thumb & Dumber Lane 14

Name	Gms	Avg	HDCP	Book Avg	True Average	Points Won	Points Lost	-1-	-2-	-3-
Larry Hall	18	212	15	213	212.33	14.0	10.0	207	202	225
Loren Johnston	12	194	30	189	194.67	8.0	8.0	a184	a184	a184
Jacob Jensen	15	220	8	205	220.40	14.0	6.0	181	245	235
Matt Wozney	18	244	0	229	244.67	17.0	7.0	256	234	257

Bally's Classic - Lanes 15-16



Mid County Lanes
10-Pin Rule Factored in Top of Recap

Week 7 Date 10/19/23

4-We Hate Each Other		Avg=777		Week 7 Lane 15			
Avg	Name	HDCP	1	2	3	H*3	Total
191	Mike Simpson	33	180	191	135	99	705
189	Jim Mosuly	34	179	191	137	102	649
211	Jake Warwick	16	223	195	85	48	633
186	Joe Simpson	37			171	111	
170	Jamie Spicer	51	210	180	161	153	704
Won 9		Total	792	752	744		2293
Lost 15		Handicap	120	134	134		402
		HDCP Total	926	891	878		2695

8-Door Mats		Avg=785		Week 7 Lane 16			
Avg	Name	HDCP	1	2	3	H*3	Total
211	Mike Anderson	16	223	197	258	48	726
186	Jerry Lowe	37	195	182	161	111	639
196	Matthew Bitler	28	243	255	214	84	796
192	Mike Brink	32	161	190	193	96	640
237	Mark Cliniff	0				0	
	Chuck Gatrell	0					
Won 15		Total	812	824	826		2462
Lost 9		Handicap	113	113	113		339
		HDCP Total	925	937	939		2801

Approved:

Approved:

Please turn in your scoresheets at the desk.

BLS2023b (c)2023 by CDE Software

Team Rosters

4 - We Hate Each Other Lane 15

Name	Gms	Avg	HDCP	Book Avg	True Average	Points Won	Points Lost	-1-	-2-	-3-
Mike Simpson	18	191	33	194	191.11	12.0	12.0	213	174	136
Jim Mosuly	18	189	34	199	188.11	12.0	12.0	206	185	197
Jake Warwick	18	211	16	204	211.83	12.0	12.0	242	189	194
Joe Simpson	12	186	37	184	186.17	6.0	10.0	214	134	183
Jamie Spicer	6	170	51	—	170.67	4.0	4.0			

8 - Door Mats Lane 16

Name	Gms	Avg	HDCP	Book Avg	True Average	Points Won	Points Lost	-1-	-2-	-3-
Mike Anderson	12	211	16	202	211.67	13.0	3.0			
Jerry Lowe	18	186	37	180	186.61	17.5	6.5	171	179	158
Matthew Bitler	18	196	28	206	196.83	14.0	10.0	217	225	212
Mike Brink	15	192	32	195	192.53	10.0	10.0	133	188	198
Mark Cliniff	9	237	0	—	237.11	10.0	2.0	239	247	266
Chuck Gatrell	0	0	0	—						

Bally's Classic - Lanes 17-18

Bally's
DOVER

Mid County Lanes
10-Pin Rule Factored in Top of Recap

Week 7 Date 10/19/23

27-Livin' On A Spare		Avg=705		Week 7 Lane 17			
Avg	Name	HDCP	1	2	3	H*3	Total
186	Rees Kennedy	37	216	213	163	111	
149	Bernie Connor	68	165	146	155	204	
177	Mickey Connor	45	187	158	150	135	
193	Eric Hamann	31	165	222	167	93	
185	Clint Welch	38				114	

Won	Total						
Lost	Handicap	181	181	181	181		
	HDCP Total		914	920	816		

Approved: Sally

24-Team 24		Avg=776		Week 7 Lane 18			
Avg	Name	HDCP	1	2	3	H*3	Total
190	Scott Howard	34	190	205	225	102	
180	Matt Hammond	42	192	187	171	126	
200	Pat Hogan	25	211	265	241	75	
206	Shawn Bey	20	201	260	108	60	
184	Shaqual Rouse	39				117	

Won	Total						
Lost	Handicap	121	121	121	121		
	HDCP Total		915	998	926		

Approved: Bernie Connor

Please turn in your scoresheets at the desk.

BLS2023b (c)2023 by CDE Software

Team Rosters

27 - Livin' On A Spare Lane 17

Name	Gms	Avg	HDCP	Book Avg	True Average	Points Won	Points Lost	-1-	-2-	-3-
Rees Kennedy	18	186	37	—	186.72	15.0	9.0	238	182	219
Bernie Connor	15	149	68	152	149.60	12.0	8.0	191	161	154
Mickey Connor	18	177	45	172	177.22	12.0	12.0	211	165	167
Eric Hamann	18	193	31	194	193.67	11.0	13.0	205	201	189
Clint Welch	3	bk185	38	185	170.33	3.0	1.0			

24 - Team 24 Lane 18

Name	Gms	Avg	HDCP	Book Avg	True Average	Points Won	Points Lost	-1-	-2-	-3-
Scott Howard	18	190	34	187	190.72	15.0	9.0	213	236	163
Matt Hammond	9	180	42	181	180.11	7.0	5.0			
Pat Hogan	18	200	25	210	197.00	8.0	16.0	243	211	236
Shawn Bey	15	206	20	189	206.07	10.0	10.0	203	202	254
Shaqual Rouse	12	184	39	193	184.58	9.0	7.0	190	213	187

Bally's Classic - Lanes 19-20

Bally's
DOVER

Mid County Lanes
10-Pin Rule Factored in Top of Recap

Week 7 Date 10/19/23

21-AARP		Avg=763		Week 7 Lane 19			
Avg	Name	HDCP	1	2	3	H*3	Total
146	Thea Stewart <i>Blind</i>	71	136	136	136	213	621
204	Kenny Armstrong	22				66	
207	Stefun Hawkins	19	230	198	213	57	698
206	Juston Yelverton	20	205	223	150	60	632
182	Ernest Anderson III	40	212	175	222	120	529
*Add to Roster Please							
Won 16	Total		783	732	721		2236
Lost 8	Handicap	156	150	150	150	450	450
	HDCP Total		933	882	870		2685
			5	2	4		5

Approved: *AK 6 m*

31-Sure 2 Win		Avg=748		Week 7 Lane 20			
Avg	Name	HDCP	1	2	3	H*3	Total
193	Charles Tilghman	31	159	171	165	93	588
155	Celeste Perry	63				189	
194	Keith Perry	30	177	196	214	90	677
206	Walt Parker	20	214	203	192	60	669
185	Jawara Jones	38				114	
188	Stephanie Jones	38	213	211	132	114	670
Won 8	Total	119	763	781	703		2247
Lost 16	Handicap	144	119	119	119	357	357
	HDCP Total		882	900	822		2604
			7	4	2		1

Approved: *AK*

Please turn in your scoresheets at the desk.

BLS2023b (c)2023 by CDE Software

Team Rosters

21 - AARP Lane 19

Name	Gms	Avg	HDCP	Book Avg	True Average	Points Won	Points Lost	-1-	-2-	-3-
Thea Stewart	12	146	71	130	146.00	8.0	8.0	207	133	136
Kenny Armstrong	17	204	22	205	204.82	15.0	8.0	229	212	211
Stefun Hawkins	18	207	19	210	207.94	14.0	10.0	203	194	147
Juston Yelverton	12	206	20	213	206.92	6.0	10.0	191	235	167

31 - Sure 2 Win Lane 20

Name	Gms	Avg	HDCP	Book Avg	True Average	Points Won	Points Lost	-1-	-2-	-3-
Charles Tilghman	18	193	31	188	193.33	18.0	6.0	180	183	193
Celeste Perry	6	bk155	63	155	141.67		8.0			
Keith Perry	18	194	30	193	194.39	14.5	9.5	170	226	174
Walt Parker	15	206	20	207	206.07	10.0	10.0	a196	a196	a196
Jawara Jones	12	185	38	183	185.17	9.5	6.5	192	189	142

Bally's Classic - Lanes 21-22

Bally's
DOVER

Mid County Lanes
10-Pin Rule Factored in Top of Recap

Week 7 Date 10/19/23

30-Underdogs		Avg=523		Week 7 Lane 21			
Avg	Name	HDCP	1	2	3	H*3	Total
103	Kendall Savage	107	113	117	118	321	348
153	Steve Taylor	65	121	168	159	195	448
110	Dave Savage	102	127	107	126	306	360
157	Shawn Blackburn	62				186	
189	Steve Wheeler	34	234	166	195	102	595

Won 6	Total		595	558	598		1751
	Handicap	336	308	308	308		924
Lost 18	HDCP Total		903	866	906		2675

☒ ☒ ☒ ☒

Approved: _____

19-Why You Mad??		Avg=896		Week 7 Lane 22			
Avg	Name	HDCP	1	2	3	H*3	Total
213	Robert Cook	14	205	196	193	42	594
211	Chang Kim	16	237	207	225	48	669
222	Rob LaBrake	6	211	300	193	18	704
250	Stevie Weber	0	258	247	279	0	785
210	Chuck Dixon	17				51	

Won 18	Total		912	950	890		2752
	Handicap	36	36	36	36		108
Lost 6	HDCP Total		948	986	926		2860

☒ ☒ ☒ ☒

Approved: _____

Please turn in your scoresheets at the desk.

BLS2023b (c)2023 by CDE Software

30 - Underdogs Lane 21

Name	Gms	Avg	HDCP	Book Avg	True Average	Points Won	Points Lost	-1-	-2-	-3-
Kendall Savage	18	103	107	93	103.06	5.0	19.0	101	82	113
Steve Taylor	18	153	65	139	153.94	13.5	10.5	154	127	153
Dave Savage	18	110	102	120	109.00	7.0	17.0	145	123	151
Shawn Blackburn	3	bk157	62	157	132.33		4.0			
Steve Wheeler	15	189	34	167	189.27	11.0	9.0	124	206	167

19 - Why You Mad?? Lane 22

Name	Gms	Avg	HDCP	Book Avg	True Average	Points Won	Points Lost	-1-	-2-	-3-
Robert Cook	18	213	14	218	213.06	15.0	9.0	201	256	185
Chang Kim	18	211	16	221	211.50	9.0	15.0	267	201	223
Rob LaBrake	18	222	6	232	215.50	10.0	14.0	226	246	182
Stevie Weber	12	250	0	237	250.50	13.0	3.0	279	238	258
Chuck Dixon	9	210	17	214	210.89	7.0	5.0			

Bally's Classic - Lanes 23-24

Bally's
DOVER

Mid County Lanes
10-Pin Rule Factored in Top of Recap

Week 7 Date 10/19/23

32-Mickey's 4 Sale		Avg=744		Week 7 Lane 23			
Avg	Name	HDCP	1	2	3	H*3	Total
180	Ramon Rodriguez	42	/	/	/	126	
176	Mickey Ortiz	45	139	151	128	135	418
193	Efrain Borges	31	222	191	165	93	578
195	Doug Williamson	29	184	196	184	87	565
	AUSTIN ONEAL	22	198	235	168	60	

Won	Total	127					
	Handicap	147	127	127	127		
Lost	HDCP Total		870	871	772		2513

Approved: _____

18-Tree Inc.		Avg=792		Week 7 Lane 24			
Avg	Name	HDCP	1	2	3	H*3	Total
188	Gene Messick	35	/	/	/	105	
191	Chris Birch Sr.	33	182	247	166	99	595
209	Michael Dyer	17	233	235	158	51	626
204	Steve Samluk Sr	22	200	181	172	66	553
192	Steve Samluk Jr	32	/	/	/	96	
204	WILL ISAACS	22	213	225	193	631	

Won	Total	94					
	Handicap	107	94	94	94		
Lost	HDCP Total		922	920	783		2625

Approved: _____

Please turn in your scoresheets at the desk.

BLS2023b (c)2023 by CDE Software

Team Rosters

32 - Mickey's 4 Sale Lane 23

Name	Gms	Avg	HDCP	Book Avg	True Average	Points Won	Points Lost	-1-	-2-	-3-
Ramon Rodriguez	15	180	42	190	175.53	7.0	13.0	a170	a170	a170
Mickey Ortiz	15	176	45	167	176.27	9.0	11.0	181	180	176
Efrain Borges	15	193	31	202	193.40	11.0	9.0	188	189	189
Doug Williamson	15	195	29	205	195.33	7.0	13.0			

18 - Tree Inc. Lane 24

Name	Gms	Avg	HDCP	Book Avg	True Average	Points Won	Points Lost	-1-	-2-	-3-
Gene G. Messick	18	188	35	194	188.00	13.0	11.0	183	204	194
Chris Birch Sr.	12	191	33	201	188.17	6.0	10.0	213	256	179
Michael Dyer	18	209	17	211	209.94	10.0	14.0	207	193	213
Steve D. Samluk Sr	18	204	22	205	204.61	17.0	7.0	268	236	217
Steve D. Samluk Jr	6	bk192	32	192	204.17	7.0	1.0			

Bally's Classic - Lanes 25-26

Bally's
DOVER

Mid County Lanes
10-Pin Rule Factored in Top of Recap

Week 7 Date 10/19/23

28-Jugs and Sticks		Avg=712		Week 7 Lane 25			
Avg	Name	HDCP	1	2	3	H*3	Total
153	Rebekah Taylor	65	140	148	114	195	402
186	Brian Holmes	37	235	244	193	111	672
179	Stefanie Rose	43	189	164	130	129	483
194	Bob Taylor	30	182	172	176	90	530
195	Will Parker	29				87	
Total			746	728	613		287
Handicap		175	175	175	175		525
HDCP Total			921	903	788		2612

Won 78
Lost 17/16

Approved:

29-Unholy Alliance		Avg=844		Week 7 Lane 26			
Avg	Name	HDCP	1	2	3	H*3	Total
207	Mark Butler	19				57	
214	Marilyn Alaniz	13				39	
205	Aaron Bey	21				63	
218	Adam Bruns	10				30	
223	Noah Wydeven	5	214	189	229	15	632
234	Danny Mitchell	0	230	254	218	0	708
184	Dylan Butler	73	187	122	122	219	431
184	Patty Farmer	39	192	197	212		601
Total			829	762	781		2372
Handicap		63	117	117	117		351
HDCP Total			946	879	898		2723

Won 17/16
Lost 7/8

Approved:

Please turn in your scoresheets at the desk.

BLS2023b (c)2023 by CDE Software

28 - Jugs and Sticks Lane 25

Name	Gms	Avg	HDCP	Book Avg	True Average	Points Won	Points Lost	-1-	-2-	-3-
Bekkah Taylor	18	153	65	147	153.61	11.0	13.0	155	116	135
Brian Holmes	18	186	37	184	186.28	12.5	11.5	198	187	212
Stefanie Rose	15	179	43	189	169.00	6.0	14.0			
Bob Taylor	18	194	30	192	194.06	19.0	5.0	234	255	186
Will Parker	15	195	29	187	195.00	14.0	6.0	214	204	191

29 - Unholy Alliance Lane 26

Name	Gms	Avg	HDCP	Book Avg	True Average	Points Won	Points Lost	-1-	-2-	-3-
Mark Butler	18	207	19	202	207.06	16.0	8.0	206	248	223
Marilyn Alaniz	15	214	13	224	214.53	12.5	7.5	279	246	184
Aaron Bey	6	bk205	21	205	200.00	5.0	3.0			
Adam Bruns	6	bk218	10	218	207.67	4.0	4.0			
Noah Wydeven	12	223	5	220	223.17	10.0	6.0			
Danny Mitchell	9	234	0	227	234.33	9.0	3.0	236	247	286


Bally's Classic - Lanes 27-28

Bally's
DOVER

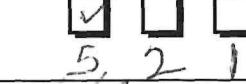
Mid County Lanes
10-Pin Rule Factored in Top of Recap

Week 7 Date 10/19/23

17-The Commission		Avg=804		Week 7 Lane 27			
Avg	Name	HDCP	1	2	3	H*3	Total
186	Kevin Woodruff	37	141	152	154	111	578
194	Mike Williams	30	142	170	211	90	553
213	Nathan Jackson	14	193	255	268	42	730
211	Eugene Wallace	16	210	263	226	48	715
Total			706	880	859		2389
Handicap		97	803	921	950		2411
HDCP Total							2680

Won 14
Lost 10
Approved:  ☐ ☒ ☒ ☒

25-Team 25		Avg=803		Week 7 Lane 28			
Avg	Name	HDCP	1	2	3	H*3	Total
190	Deena Koontz	34	237	193	188	102	627
188	Kayla Tam	35				105	
207	Lynne Dellis	19	191	166	211	57	574
218	Bruce Morris	10	173	193	218	30	614
171	Richie Casalvera	50	177	197	173	150	607
Total			728	749	790		2317
Handicap		98	891	862	903		3317
HDCP Total							3656

Won 10
Lost 14
Approved:  ☒ ☐ ☐ ☐

Please turn in your scoresheets at the desk.

BLS2023b (c)2023 by CDE Software

Team Rosters

17 - The Commission Lane 27

Name	Gms	Avg	HDCP	Book Avg	True Average	Points Won	Points Lost	-1-	-2-	-3-
Kevin Woodruff	18	186	37	176	186.33	15.0	9.0	200	157	182
Mike Williams	15	194	30	178	194.47	12.0	8.0			
Nathan Jackson	18	213	14	196	213.94	15.5	8.5	256	235	212
Eugene Wallace	18	211	16	210	211.28	13.0	11.0	266	236	233

25 - Team 25 Lane 28

Name	Gms	Avg	HDCP	Book Avg	True Average	Points Won	Points Lost	-1-	-2-	-3-
Deena Koontz	3	bk190	34	190	187.00		4.0			
Kayla Tam	15	188	35	189	188.73	8.5	11.5	212	198	151
Lynne Dellis	18	207	19	200	207.44	15.0	9.0	203	166	173
Bruce Morris	15	218	10	203	218.53	13.0	7.0	210	267	207
Richie Casalvera	15	171	50	178	171.53	10.0	10.0	182	172	205

Bally's Classic - Lanes 29-30

Bally's
DOVER

Mid County Lanes
10-Pin Rule Factored in Top of Recap

Week 7 Date 10/19/23

22-Strictly Bizness		Avg=785		Week 7 Lane 29			
Avg	Name	HDCP	1	2	3	H*3	Total
196	Tim Cambridge	28	191	148	179	84	602
198	Aaron Money	27	208	166	215	81	670
176	Kenny Guy	45	200	150	235	135	720
215	Andrew Timmons	12				36	
196	Jay Ayers	28	163	175	142	84	560
Total			762	639	771		2172
Handicap		112	128	128	128		384
HDCP Total			890	767	899		2556

Won 35
Lost 21

Approved:

26-Team 26		Avg=814		Week 7 Lane 30			
Avg	Name	HDCP	1	2	3	H*3	Total
202	Chuck Wallace	23	278	161	245	39	714
177	Lisa Carr	45	215	181	201	135	732
214	CJ Hurst	13	218	245	203	39	765
221	Ethan Gray	7	221	194	221	21	669
218	Eric Lindsey	10				30	
Total			938	778	876		2592
Handicap		88	88	98	98		284
HDCP Total			1013	856	950		2819

Won 21
Lost 35

Approved:

Please turn in your scoresheets at the desk.

BLS2023b (c)2023 by CDE Software

22 - Strictly Bizness Lane 29

Name	Gms	Avg	HDCP	Book Avg	True Average	Points Won	Points Lost	-1-	-2-	-3-
Tim Cambridge	18	196	28	206	167.56	4.0	20.0	186	215	176
Aaron Money	18	198	27	201	198.11	10.5	13.5	193	173	149
Kenny Guy	15	176	45	186	164.87	6.0	14.0	167	165	170
Andrew Timmons	15	215	12	212	215.60	10.0	10.0	200	213	181
Jay Ayers	3	bk196	28	196	205.67	3.0	1.0			

26 - Team 26 Lane 30

Name	Gms	Avg	HDCP	Book Avg	True Average	Points Won	Points Lost	-1-	-2-	-3-
Chuck Wallace	12	202	23	212	198.92	8.0	8.0			
Lisa Carr	18	177	45	186	177.33	8.5	15.5	174	172	161
CJ Hurst	18	214	13	224	207.72	10.0	14.0	217	225	226
Ethan Gray	15	221	7	219	221.87	11.0	9.0	216	266	201
Eric Lindsey	6	bk218	10	218	213.33	3.0	5.0			

Team Rosters

Lineup change
It needs to be
marked

Bally's Classic - Lanes 31-32

Bally's
DOVER

Mid County Lanes
10-Pin Rule Factored in Top of Recap

Week 7 Date 10/19/23

20-Team 20		Avg=759		Week 7 Lane 31			
Avg	Name	HDCP	1	2	3	H*3	Total
155	Vergenus Foltz	63				189	
208	Bobby Maxwell	18				54	
190	Tyrone Dallas	34	143	213	(188)	102	
206	T J Foltz	20	153	235	148	60	
160	James Farley	59	(161)	149	(162)	177	
	Desmo Nwabi		(163)	130	140		
Total			733	840	751	2324	
Handicap		135					
HDCP Total							

Won 3

Lost 21



Approved: _____

23-NutButton.com		Avg=835		Week 7 Lane 32			
Avg	Name	HDCP	1	2	3	H*3	Total
161	Sydney Delp	58	158	(174)	157	174	
231	Matthew Ward	0	213	(257)	(253)	0	
227	Ethan Driver	2	244	(257)	205	6	
216	Cade Williamson	11	(199)	254	(200)	33	
Total			855	1013	886	1784	
Handicap		71					
HDCP Total							

Won 21

Lost 3



Approved: _____

Please turn in your scoresheets at the desk.

BLS2023b (c)2023 by CDE Software

Team Rosters

20 - Team 20 Lane 31

Name	Gms	Avg	HDCP	Book Avg	True Average	Points Won	Points Lost	-1-	-2-	-3-
Vergenus Foltz	6	155	63	—	155.50	3.0	5.0			
Bobby Maxwell	11	208	18	188	208.45	10.0	5.0	218	233	215
Tyrone Dallas	18	190	34	184	190.28	11.0	13.0	227	147	235
T J Foltz	18	206	20	193	206.22	13.0	11.0	174	225	218
James Farley	12	160	59	—	160.75	8.5	7.5	153	195	166

23 - NutButton.com Lane 32

Name	Gms	Avg	HDCP	Book Avg	True Average	Points Won	Points Lost	-1-	-2-	-3-
Sydney Delp	18	161	58	—	161.28	12.0	12.0	139	150	180
Matthew Ward	18	231	0	221	231.56	12.5	11.5	247	216	257
Ethan Driver	18	227	2	225	227.78	16.5	7.5	177	220	196
Cade Williamson	18	216	11	226	210.56	13.0	11.0	189	187	202