


Mid County Lanes
****10-Pin Rule Factored in Top of Recap****

Week 4 Date 09/28/23

10-Team 10 Avg=643		Week 4 Lane 1					
Avg	Name	HDCP	1	2	3	H*3	Total
190	Jay Truby	34	179	188	149	102	618
126	Lynne Reiter-Truby	88	134	122	143	264	663
143	Dan Muirhead	73				219	
184	Ganob Carter	39	181	189	162	117	649
202	Danielle Subda	23	214	238	199	69	720
Total			708	737	653		2098
Handicap		234	184	184	184		552
HDCP Total			892	921	837		2650

25-Team 25 Avg=782		Week 4 Lane 2					
Avg	Name	HDCP	1	2	3	H*3	Total
190	Deena Koontz	34				102	
189	Kayla Tam	34	252	181	155	102	690
200	Lynne Dellis	25	226	228	195	75	724
203	Bruce Morris	22	185	228	227	66	706
178	Richie Casalvera	44	175	195	171	132	673
Total			838	832	748		2418
Handicap		115	125	125	125		375
HDCP Total			963	957	813		2793

Approved:  (4)

Approved:  (20)

Please turn in your scoresheets at the desk.

10 - Team 10 Lane 1

Name	Book Avg	True Average	Pins	Gms
1 Truby, Jay	189	190.00	1710	9
2 Reiter-Truby, Lynne	113	126.78	1141	9
3 Muirhead, Dan	145	143.56	1292	9
4 Carter, Ganob	194	183.67	1653	9

Team Rosters

25 - Team 25 Lane 2

Name	Book Avg	True Average	Pins	Gms
1 Koontz, Deena	190	187.00	561	3
2 Tam, Kayla	189	176.50	1059	6
3 Dellis, Lynne	200	200.00	1800	9
4 Morris, Bruce	203	208.17	1249	6
5 Casalvera, Richie	178	170.67	1024	6

Roster - Add

Danielle Subda bk avg 202

Mid County Lanes
****10-Pin Rule Factored in Top of Recap****

Week 4 Date 09/28/23

7-Lucky Strikes Avg=689		Week 4 Lane 3					
Avg	Name	HDCP	1	2	3	H*3	Total
159	Hermond Walker	60	104			180	
156	Cindy Bouwmans	62	183	156	184	186	709
180	Fran Duphily	42	172	187	168	126	649
194	Tom Reis	30	189	205	216	90	700
126	Maggie	88	104	118	123	264	609
	BEATTIE						
	(Add to						
	ROSTER)						

23-NutButton.com Avg=831		Week 4 Lane 4					
Avg	Name	HDCP	1	2	3	H*3	Total
157	Sydney Delp	62	201	175	214	186	726
226	Matthew Ward	3	217	225	277	9	728
232	Ethan Driver	0	278	235	222	0	735
216	Cade Williamson	11	199	201	216	33	643

W. 8
L. 16

Total		648	666	691		2005
Handicap	194	222	222	222		666
HDCP Total		870	888	913		2671

2 4 1 1

W 16
L 8

Total		895	786	923		2604
Handicap	76	76	76	76		228
HDCP Total		971	862	999		2832

4 2 5 5

Approved: Ethan Driver

Approved: C. J. Bouwmans

Please turn in your scoresheets at the desk.



7 - Lucky Strikes Lane 3

	Name	Book	True		
		Avg	Average	Pins	Gms
1	Walker, Hermond	146	159.89	1439	9
2	Bouwmans, Cindy	166	149.44	1345	9
3	Duphily, Fran	190	171.22	1541	9
4	Reis, Tom	190	194.56	1751	9

Team Rosters

23 - NutButton.com Lane 4

	Name	Book	True		
		Avg	Average	Pins	Gms
1	Delp, Sydney	---	157.67	1419	9
2	Ward, Matthew	221	226.56	2039	9
3	Driver, Ethan	225	232.22	2090	9
4	Williamson, Cade	226	214.44	1930	9

Bally's Classic - Lanes 5-6



Mid County Lanes
****10-Pin Rule Factored in Top of Recap****

Week 4 Date 09/28/23

31-Sure 2 Win Avg=743		Week 4 Lane 5					
Avg	Name	HDCP	1	2	3	H*3	Total
1	196 Charles Tilghman	28	162	232	225	84	703
2	155 Celeste Perry	63	169	155	128	189	641
3	191 Keith Perry	33	197	180	214	99	690
4	201 Walt Parker	24	194	259	190	72	715
	183 Jawara Jones	39	/	/	/	117	/

15-Team 15 Avg=789		Week 4 Lane 6					
Avg	Name	HDCP	1	2	3	H*3	Total
199	Rich Lucas	26	/	/	/	78	/
184	John Miller	39	232	279	176	117	804
198	Joe Dagg	27	255	226	190	81	752
208	James Bailey	18	210	278	178	54	720
197	Andy Snellings	28	225	188	212	84	709

won 6
lost 18

Total		722	826	757	2305
Handicap	148	148	148	148	444
HDCP Total		870	974	905	2749

won 18
lost 6

Total		922	971	756	2649
Handicap	110	112	112	112	336
HDCP Total		1034	1083	868	2985

Approved:

Approved:

Please turn in your scoresheets at the desk.

BLS2023b (c)2023 by CDE Software

31 - Sure 2 Win Lane 5

Name	Book Avg	True Average	Pins	Gms
1 Tilghman, Charles	188	196.33	1767	9
2 Perry, Celeste	155	132.67	398	3
3 Perry, Keith	193	191.89	1727	9
4 Parker, Walt	207	201.44	1813	9
5 Jones, Jawara	183	188.50	1131	6

Team Rosters

15 - Team 15 Lane 6

Name	Book Avg	True Average	Pins	Gms
1 Lucas, Rich	192	199.00	1791	9
2 Miller, John	184	181.33	1088	6
3 Dagg, Joe	198	191.50	1149	6
4 Bailey, James	214	208.89	1880	9
5 Snellings, Andy	197	190.50	1143	6

Bally's Classic - Lanes 7-8



Mid County Lanes
 10-Pin Rule Factored in Top of Recap

Week 4 Date 09/28/23

12-Team 12 Avg=856		Week 4 Lane 7				
Avg	Name	HDCP	1	2	3	H*3 Total
206	Morris Jackson	20	203	163	268	60 694
204	Vincent Myers	22	219	230	151	66 717
201	Ranee Jackson	24	176	230	214	72 699
245	Ray Smarsh	0	185	255	268	0 708

27-Livin' On A Spare Avg=693		Week 4 Lane 8				
Avg	Name	HDCP	1	2	3	H*3 Total
179	Rees Kennedy	43	144	168	214	129 655
152	Bernie Connor	66	123	158	160	198 639
174	Mickey Connor	47	195	186	178	141 700
188	Eric Hamann	35	214	194	185	105 698
185	Clint Welch	38				114

Total		833	886	901		2620
Handicap	66	66	66	66		198
HDCP Total		899	952	967		2818

Total		676	706	737		2119
Handicap	191	191	191	191		573
HDCP Total		867	897	928		2692

19

5

Approved: Bernie Connor

Approved: 25

Please turn in your scoresheets at the desk.

BLS2023b (c)2023 by CDE Software

Team Rosters

12 - Team 12 Lane 7

	Name	Book Avg	True Average	Pins	Gms
1	Jackson, Morris	199	206.11	1855	9
2	Myers, Vincent	204	205.17	1231	6
3	Jackson, Ranee	206	201.56	1814	9
4	Smarsh, Ray	235	245.78	2212	9

27 - Livin' On A Spare Lane 8


	Name	Book Avg	True Average	Pins	Gms
1	Kennedy, Rees	---	179.22	1613	9
2	Connor, Bernie	152	133.00	798	6
3	Connor, Mickey	172	174.33	1569	9
4	Hamann, Eric	194	188.44	1696	9
5	Welch, Clint	185	170.33	511	3


Mid County Lanes
****10-Pin Rule Factored in Top of Recap****

Week 4 Date 09/28/23

5-Bad Company Avg=648		Week 4 Lane 9					
Avg	Name	HDCP	1	2	3	H*3	Total
153	Matt Hecker	65	184	164	85	195	628
148	Dave Hecker	69	162	123	143	207	635
156	Anthony Ball	62	211	165	190	186	752
191	Kurt Hecker	33	201	204	220	99	724
Total			758	656	638		2052
Handicap		229					
HDCP Total			880	885	867		2632

22-Strictly Bizness Avg=783		Week 4 Lane 10					
Avg	Name	HDCP	1	2	3	H*3	Total
176	TIM ^{pay} Tim	28	141	167	177	185	569
196	Cambridge	13	160	237	159	84	595
199	Aaron Money	26	222	190	179	78	669
212	Andrew Timmons	15	202	235	225	45	707
196	Jay Ayers	28				84	
Total			725	829	740		2294
Handicap		114					
HDCP Total			807	911	822		2540

Approved: 

Approved: 

Please turn in your scoresheets at the desk.

BLS2023b (c)2023 by CDE Software

5 - Bad Company Lane 9

	Name	Book Avg	True Average	Pins	Gms
1	Hecker, Matt	159	153.78	1384	9
2	Hecker, Dave	152	148.56	1337	9
3	Ball, Anthony	156	164.33	986	6
4	Hecker, Kurt	195	191.89	1727	9

Team Rosters

22 - Strictly Bizness Lane 10

	Name	Book Avg	True Average	Pins	Gms
1	Guy, Kenny	186	165.44	1489	9
2	Cambridge, Tim	206	162.33	1461	9
3	Money, Aaron	201	199.00	1791	9
4	Timmons, Andrew	212	212.67	1276	6
5	Ayers, Jay	196	205.67	617	3

Mid County Lanes
****10-Pin Rule Factored in Top of Recap****

Week 4 Date 09/28/23

13-Lucky 13 Avg=712		Week 4 Lane 11					
Avg	Name	HDCP	1	2	3	H*3	Total
③	161 Shari Falkowski	58	145	146	134	174	599
①	181 Willie Parker	41	182	287	213	123	805
②	189 Ty Coffield	34	173	165	202	102	642
④	181 Ed Falkowski	41	181	161	205	123	670

29-Team 29 Avg=850		Week 4 Lane 12					
Avg	Name	HDCP	1	2	3	H*3	Total
①	203 Mark Butler	22	223	196	181	66	666
④	224 Marilyn Alaniz	5	235	221	146	15	617
	205 Aaron Bey	21				63	
	218 Adam Bruns	10				30	
②	220 Noah Wydeven	8	259	236	246	24	765
③	227 Danny Mitchell	2	215	227	265	6	716

9w	Total		681	759	754		2194
15L	Handicap	174	174	174	174	522	
	HDCP Total		855	933	928		2716

15w	Total		932	880	841		2653
9L	Handicap	58	37	37	37	111	
	HDCP Total		969	917	878		2764

Approved: M. Butler

Approved: _____

Please turn in your scoresheets at the desk.

BLS2023b (c)2023 by CDE Software

NEW TEAM NAME:

UNHOLY ALLIANCE

Team Rosters

13 - Lucky 13 Lane 11

	Name	Book Avg	True Average	Pins	Gms
1	Falkowski, Shari	154	161.00	1449	9
2	Parker, Willie	187	181.56	1634	9
3	Coffield, Ty	177	189.11	1702	9
4	Falkowski, Ed	191	164.89	1484	9

29 - Team 29 Lane 12

	Name	Book Avg	True Average	Pins	Gms
1	Butler, Mark	202	203.22	1829	9
2	Alaniz, Marilyn	224	221.33	1328	6
3	Bey, Aaron	205	208.00	624	3
4	Bruns, Adam	218	207.67	1246	6
5	Wydeven, Noah	220	217.33	1304	6
6	Mitchell, Danny	227	210.00	630	3

Bally's Classic - Lanes 13-14



Mid County Lanes
****10-Pin Rule Factored in Top of Recap****

Week 4 Date 09/28/23

19-Why You Mad?? Avg=892		Week 4 Lane 13					
Avg	Name	HDCP	1	2	3	H*3	Total
222	Robert Cook	6	199	167	162	18	546
211	Chang Kim	16	233	181	202	48	664
222	Rob LaBrake	6	217	178	213	18	626
237	Stevie Weber	0	267	279	252	0	798
214	Chuck Dixon	13				39	

4-We Hate Each Other Avg=777		Week 4 Lane 14					
Avg	Name	HDCP	1	2	3	H*3	Total
196	Mike Simpson	28	163	189	181	84	617
189	Jim Mosley	34	195	198	203	102	698
208	Jake Warwick	18	257	246	171	54	723
184	Joe Simpson	39	174	200	169	117	660
170	Jamie Spicer	51				153	

Total		916	805	829		2550
Handicap	28	28	28	28		84
HDCP Total		944	833	857		2634

Total		783	833	724		2340
Handicap	119	119	119	119		357
HDCP Total		902	952	843		2697

11
13

13
11

Approved: _____

Approved: _____

Please turn in your scoresheets at the desk.

BLS2023b (c)2023 by CDE Software

Team Rosters

19 - Why You Mad?? Lane 13

	Name	Book Avg	True Average	Pins	Gms
1	Cook, Robert	218	222.11	1999	9
2	Kim, Chang	221	208.22	1874	9
3	LaBrake, Rob	232	215.22	1937	9
4	Weber, Stevie	237	232.00	696	3
5	Dixon, Chuck	214	223.67	1342	6

4 - We Hate Each Other Lane 14

	Name	Book Avg	True Average	Pins	Gms
1	Simpson, Mike	194	196.22	1766	9
2	Mosley, Jim	199	180.67	1626	9
3	Warwick, Jake	204	208.56	1877	9
4	Simpson, Joe	184	206.33	619	3
5	Spicer, Jamie	---	170.67	1024	6

Handwritten mark resembling a large 'X' or scribble.

Mid County Lanes
****10-Pin Rule Factored in Top of Recap****

Week 4 Date 09/28/23

18-Tree Inc. Avg=788		Week 4 Lane 15					
Avg	Name	HDCP	1	2	3	H*3	Total
188	Gene Messick	35	213	187	180	105	575
191	Chris Birch Sr.	33				99	
212	Michael Dyer	15	238	234	150	45	672
197	Steve Samluk Sr	28	192	181	203	84	582
	STEVE SAMLUK JR		224	233	191		648
	ADD TO ROSTER						
Total			587	829	755		2471
Handicap		111	110	110	110		330
HDCP Total			997	939	865		2801

1-Team 1 Avg=688 BGN FATT		Week 4 Lane 16					
Avg	Name	HDCP	1	2	3	H*3	Total
177	Reggie Ennis	45	121	154	159	135	434
144	Steven McDaniel	73	134	137	105		219
182	Dwayne Parker	40	152	138	169	120	459
185	Mickey Ennis	38	178	149	210	114	537
Total			587	578	643		1808
Handicap		196	196	196	196		588
HDCP Total			983	774	839		2396

Approved: 

Approved: 

Please turn in your scoresheets at the desk.

BLS2023b (c)2023 by CDE Software

Team Rosters


18 - Tree Inc. Lane 15

Name	Book Avg	True Average	Pins	Gms
1 Messick, Gene G.	194	188.78	1699	9
2 Birch Sr., Chris	201	178.89	1610	9
3 Dyer, Michael	211	212.44	1912	9
4 Samluk Sr, Steve D.	205	197.67	1779	9

1 - Team 1 Lane 16

Name	Book Avg	True Average	Pins	Gms
1 Ennis, Reggie	174	177.33	1596	9
2 McDaniel, Steven	144	109.67	658	6
3 Parker, Dwayne	170	182.67	1644	9
4 Ennis, Mickey	185	193.67	1162	6

BOOK 2
 192



Mid County Lanes
****10-Pin Rule Factored in Top of Recap****

Week 4 Date 09/28/23

14-A\$\$HOLES Avg=827		Week 4 Lane 17					
Avg	Name	HDCP	1	2	3	H*3	Total
175	Kateri Elder	46	/	/	/	138	/
200	Tim Foltz	25	(245)	194	(268)	75	(782)
222	Drew Bowerson	6	(242)	(222)	(179)	18	(661)
230	Brian Elder	0	256	246	(265)	0	767
Add	Jim Briggs (1)	23	(215)	(180)	(217)	69	(681)

26-Team 26 Avg=815		Week 4 Lane 18					
Avg	Name	HDCP	1	2	3	H*3	Total
206	Chuck Wallace	20	184	160	185	60	589
176	Lisa Carr	45	223	(207)	170	135	735
214	CJ Hurst	13	210	169	153	39	571
219	Ethan Gray	9	(257)	(300)	224	27	(808)
218	Eric Lindsey	10	/	/	/	30	/

Total	958	842	929	2729	
Handicap	572	54	54	54	162
HDCP Total	(1012)	896	(955)	(2891)	

Total	874	836	732	2442	
Handicap	87	87	87	87	261
HDCP Total	961	(923)	819	2703	

5 2 6 5 (18)

1 4 - 1 (6)

Approved: 

Approved: 

Please turn in your scoresheets at the desk.

BLS2023b (c)2023 by CDE Software

Team Rosters

14 - A\$\$HOLES Lane 17

	Name	Book	True	Pins	Gms
		Avg	Average		
1	Elder, Kateri	185	157.22	1415	9
2	Foltz, Tim	210	189.33	1704	9
3	Bowerson, Drew	222	203.83	1223	6
4	Elder, Brian	232	230.22	2072	9

26 - Team 26 Lane 18

	Name	Book	True	Pins	Gms
		Avg	Average		
1	Wallace, Chuck	212	206.44	1858	9
2	Carr, Lisa	186	176.00	1584	9
3	Hurst, CJ	224	208.00	1872	9
4	Gray, Ethan	219	206.67	1240	6
5	Lindsey, Eric	218	205.00	615	3

Mid County Lanes
****10-Pin Rule Factored in Top of Recap****

Week 4 Date 09/28/23

2-Pocket Pounders Avg=601		Week 4 Lane 19					
Avg	Name	HDCP	1	2	3	H*3	Total
202	Carter Dillon	23	223	197	172	69	661
190	Kevin Roberts	34	182	172	220	102	676
209	Otha Demby	17	202	203	170	51	626
	Gerald Dillon	0					
212	Steve Rucker	15	254	191	217	45	707
	Chase Dillon	0					
Total			861	763	779		
Handicap		74	89	89	89		
HDCP Total			950	852	868		2670

24-Team 24 Avg=751		Week 4 Lane 20					
Avg	Name	HDCP	1	2	3	H*3	Total
181	Scott Howard (1)	41	207	181	190	123	701
181	Matt Hammond	41				123	
200	Pat Hogan (3)	25	200	168	226	75	669
189	Shawn Bey (4)	34	187	235	258	102	782
193	Shaqueal Rouse (2)	31	224	181	157	93	655
	Kokoszka-Morgan J	0					
Total			818	765	831		
Handicap		147	131	131	131		
HDCP Total			949	896	963		2807

Approved: _____

Approved: _____

Please turn in your scoresheets at the desk.

BLS2023b (c)2023 by CDE Software

Team Rosters

2 - Pocket Pounders Lane 19

Name	Book Avg	True Average	Pins	Gms
1 Dillon, Carter	199	202.56	1823	9
2 Roberts, Kevin	200	189.11	1702	9
3 Demby, Otha	201	209.89	1889	9
4 Dillon, Gerald	---		0	0
5 Rucker, Steve	222	187.22	1685	9
6 Dillon, Chase	---		0	0

24 - Team 24 Lane 20

Name	Book Avg	True Average	Pins	Gms
1 Howard, Scott	187	181.89	1637	9
2 Hammond, Matt	181	179.50	1077	6
3 Hogan, Pat	210	187.56	1688	9
4 Bey, Shawn	189	185.00	1110	6
5 Rouse, Shaqueal	193	177.17	1063	6
6 Jeremy, Kokoszka-Morg	---		0	0

Bally's Classic - Lanes 21-22



Mid County Lanes
****10-Pin Rule Factored in Top of Recap****

Week 4 Date 09/28/23

8-Door Mats Avg=767		Week 4 Lane 21					
Avg	Name	HDCP	1	2	3	H*3	Total
202	Mike Anderson	23	190	210	204	69	673
170	Jerry Lowe	51	198	212	218	153	781
196	Matthew Bitler	28	153	192	247	84	676
199	Mike Brink	26				78	
216	Mark Cliniff	11	252	278	202	33	965
	Chuck Gattrell	0					

32-Mickey's 4 Sale Avg=746		Week 4 Lane 22					
Avg	Name	HDCP	1	2	3	H*3	Total
180	Ramon Rodriguez	42	175	179	181	126	661
167	Mickey Ortiz	53	180	149	178	159	666
202	Efrain Borges	23				62	
197	Doug Williamson	28	160	159	175	84	578
	AUSTIN #3	13	232	204	187	39	662
	ONEAL						

WON 22	Total		793	892	871		2556
	Handicap	128	113	113	113		339
LOST 2	HDCP Total		906	1005	982		2893

WON 2	Total		747	691	721		2159
	Handicap	146	136	136	136		408
LOST 22	HDCP Total		883	827	857		2567

Approved: *[Signature]*

Approved: *[Signature]*

Please turn in your scoresheets at the desk.

BLS2023b (c)2023 by CDE Software

113
339

8 - Door Mats Lane 21

Name	Book Avg	True Average	Pins	Gms
1 Anderson, Mike	202	213.83	1283	6
2 Lowe, Jerry	180	170.44	1534	9
3 Bitler, Matthew	206	192.67	1734	9
4 Brink, Mike	195	199.89	1799	9
5 Cliniff, Mark	---	216.67	650	3
6 Gattrell, Chuck	---		0	0

Team Rosters

32 - Mickey's 4 Sale Lane 22

Name	Book Avg	True Average	Pins	Gms
1 Rodriguez, Ramon	190	177.56	1598	9
2 Ortiz, Mickey	167	180.17	1081	6
3 Borges, Efrain	202	202.44	1822	9
4 Williamson, Doug	205	197.67	1779	9

Bally's Classic - Lanes 23-24



Mid County Lanes
****10-Pin Rule Factored in Top of Recap****

Week 4 Date 09/28/23

9-Just Bowl Avg=751		Week 4 Lane 23					
Avg	Name	HDCP	1	2	3	H*3	Total
167	Aaron Wallace	53	257	183	167	159	766
159	Rich Owens	60	245	177	207	180	809
212	Mike Cline	15	235	222	194	45	696
213	Mike Beck	14	181	160	170	42	553

28-Jugs and Sticks Avg=709		Week 4 Lane 24					
Avg	Name	HDCP	1	2	3	H*3	Total
156	Rebekah Taylor	62	160	147	163	186	656
182	Brian Holmes	40	162	198	201	120	681
179	Stefanie Rose	43	163	160	153	129	605
192	Bob Taylor	32	136	154	191	96	577

Total		918	742	738		2398
Handicap	142	142	142	142		426
HDCP Total		1060	884	880		2824

Total		621	659	708		1988
Handicap	177	177	177	177		541
HDCP Total		798	836	885		2519

17

7

Approved:

Approved:

Please turn in your scoresheets at the desk.

BLS2023b (c)2023 by CDE Software

Team Rosters

9 - Just Bowl Lane 23

	Name	Book Avg	True Average	Pins	Gms
1	Wallace, Aaron	176	167.78	1510	9
2	Owens, Rich	159	159.78	1438	9
3	Cline, Mike	211	212.33	1911	9
4	Beck, Mike	207	213.67	1923	9

28 - Jugs and Sticks Lane 24

	Name	Book Avg	True Average	Pins	Gms
1	Taylor, Bekkah	147	156.33	1407	9
2	Holmes, Brian	184	182.67	1644	9
3	Rose, Stefanie	189	172.56	1553	9
4	Taylor, Bob	192	192.78	1735	9



Mid County Lanes
****10-Pin Rule Factored in Top of Recap****

Week 4 Date 09/28/23

21-AARP Avg=755		Week 4 Lane 25					
Avg	Name	HDCP	1	2	3	H*3	Total
130	Thea Stewart	85	149	140	147	255	691
205	Kenny Armstrong	21	234	186	193	63	676
207	Stefun Hawkins	19	176	217	194	57	704
213	Juston Yelverton	14	242	197	184	42	665

3-Take Frank's Money Avg=855		Week 4 Lane 26					
Avg	Name	HDCP	1	2	3	H*3	Total
183	Terri Sill	39	204	201	221	117	743
221	Frank Jones	7	238	228	236	21	723
236	Derrick Stanley	0	211	188	205	0	604
215	Jessica Stewart	12	211	181	160	36	588
	Tyler Jones	0					
	Don Steward Sr	0					

WON: 14
 LOST: 10

Total		801	800	718		
Handicap	139					
HDCP Total		940	931	857		2728

WON: 10
 LOST: 14

Total		864	798	822		
Handicap	58					
HDCP Total		922	856	880		2658

Approved: _____

Approved: _____

Please turn in your scoresheets at the desk.

BLS2023b (c)2023 by CDE Software

Team Rosters

21 - AARP Lane 25

	Name	Book Avg	True		
			Average	Pins	Gms
1	Stewart, Thea	130	140.00	840	6
2	Armstrong, Kenny	205	197.13	1577	8
3	Hawkins, Stefun	210	207.89	1871	9
4	Yelverton, Juston	213	215.00	645	3

3 - Take Frank's Money Lane 26

	Name	Book Avg	True		
			Average	Pins	Gms
1	Sill, Terri	186	183.56	1652	9
2	Jones, Frank	221	221.11	1990	9
3	Stanley, Derrick	---	236.44	2128	9
4	Stewart, Jessica	211	215.67	1941	9
5	Jones, Tyler	---		0	0
6	Steward Sr, Don	---		0	0

Mid County Lanes
****10-Pin Rule Factored in Top of Recap****

Week 4 Date 09/28/23

30-Underdogs Avg=527		Week 4 Lane 27					
Avg	Name	HDCP	1	2	3	H*3	Total
103	Kendall Savage	107	118	91	81	321	611
157	Steve Taylor	62	179	121	133	186	619
110	Dave Savage	102	88	133	116	306	543
157	Shawn Blackburn	62				186	
167	Steve Wheeler	53	167	189	197	159	712
	(Add to Roster)						
							1613

6-Thumb & Dumber Avg=844		Week 4 Lane 28					
Avg	Name	HDCP	1	2	3	H*3	Total
204	Larry Hall	22	206	266	236	66	714
189	Loren Johnston	34	166	170	181	102	619
216	Jacob Jensen	11	224	204	267	33	730
235	Matt Wozney	0	244	269	245	0	758

Total	324	532	534			2485
Handicap	333	324	324	324		972
HDCP Total		876	858			2585

Total		840	909	931		2680
Handicap	67	67	67	67		201
HDCP Total		902	976	998		2881

Approved: _____

Approved: _____

Please turn in your scoresheets at the desk.

Team Rosters

30 - Underdogs Lane 27

Name	Book Avg	True Average	Pins	Gms
1 Savage, Kendall	93	103.44	931	9
2 Taylor, Steve	139	157.11	1414	9
3 Savage, Dave	120	101.67	915	9
4 Blackburn, Shawn	157	132.33	397	3

6 - Thumb & Dumber Lane 28

Name	Book Avg	True Average	Pins	Gms
1 Hall, Larry	213	204.44	1840	9
2 Johnston, Loren	189	201.17	1207	6
3 Jensen, Jacob	205	216.44	1948	9
4 Wozney, Matt	229	235.89	2123	9

Steve Wheeler
 (Add to Roster)

Bally's Classic - Lanes 29-30



Mid County Lanes
****10-Pin Rule Factored in Top of Recap****

Week 4 Date 09/28/23

20-Team 20 Avg=748		Week 4 Lane 29					
Avg	Name	HDCP	1	2	3	H*3	Total
154	James Farley	64	183	114	192	192	
188	Bobby Maxwell	35				105	
201	Tyrone Dallas	24	176	160	192	72	
205	T J Foltz	21	164	209	258	63	
	<i>vergenus</i>		236	120	134		
Total			754	712			
Handicap		144	144	144	144		
HDCP Total			808	1356			

862

16-Probably Maybe Avg=781		Week 4 Lane 30					
Avg	Name	HDCP	1	2	3	H*3	Total
163	Alyssa Gray	56	188	178	193	168	
202	Shawn Rutter	23	170	80	158	69	
202	Rodney Smith	23	192	192	192	69	
214	Chad Whiteman	13	204	204	204	39	
Total			753	860	874	803	
Handicap		115	115	115	115		
HDCP Total			869	1513			

869

Approved: _____

Approved: _____

Please turn in your scoresheets at the desk.

BLS2023b (c)2023 by CDE Software

Team Rosters

20 - Team 20 Lane 29

	Name	Book Avg	True Average	Pins	Gms
1	Farley, James	---	154.33	926	6
2	Maxwell, Bobby	188	210.40	1052	5
3	Dallas, Tyrone	184	201.33	1812	9
4	Foltz, T J	193	205.22	1847	9

16 - Probably Maybe Lane 30

	Name	Book Avg	True Average	Pins	Gms
1	Gray, Alyssa	170	163.78	1474	9
2	Rutter, Shawn	198	202.44	1822	9
3	Smith, Rodney	212	189.89	1709	9
4	Whiteman, Chad	222	214.22	1928	9

Mid County Lanes
****10-Pin Rule Factored in Top of Recap****

Week 4 Date 09/28/23

17-The Commission		Avg=792		Week 4 Lane 31				
Avg	Name	HDCP	1	2	3	H*3	Total	
196	Kevin Woodruff	28	147	178	168	84	577	
196	Mike Williams	28	234	168	183	84	669	
200	Nathan Jackson	25	211	227	201	75	714	
200	Eugene Wallace	25	178	159	190	75	602	
Total			770	732	742			
Handicap		106	106	106	106			
HDCP Total			876	838	848		2902	

11-Team 11		Avg=780		Week 4 Lane 32				
Avg	Name	HDCP	1	2	3	H*3	Total	
140	Jennifer Simms	76	150	163	178	228	719	
197	Eric Simms	28	205	172	185	84	646	
199	Justice Simms	26	213	225	196	78	712	
244	Christion Simms	0	237	255	268	0	760	
Total			805	805	815	827		
Handicap		130	130	130	130			
HDCP Total			985	935	945	957	2837	

Approved: Kevin Woodruff

Approved: [Signature]

Please turn in your scoresheets at the desk.

BLS2023b (c)2023 by CDE Software

Team Rosters

17 - The Commission Lane 31

	Name	Book Avg	True Average	Pins	Gms
1	Woodruff, Kevin	176	196.22	1766	9
2	Williams, Mike	178	196.44	1768	9
3	Jackson, Nathan	196	200.44	1804	9
4	Wallace, Eugene	210	200.00	1800	9

11 - Team 11 Lane 32

	Name	Book Avg	True Average	Pins	Gms
1	Simms, Jennifer	---	140.11	1261	9
2	Simms, Eric	---	197.22	1775	9
3	Simms, Justice	---	199.44	1795	9
4	Simms, Christion	225	244.11	2197	9