

****10-Pin Rule Factored in Top of Recap****


Week 5 Date 10/05/23


24-Team 24		Avg=763	Week 5 Lane 1				
Avg	Name	HDCP	1	2	3	H*3	Total
184	Scott Howard	39	189	221	196	117	603
181	Matt Hammond	41	215	183	146	123	544
200	Pat Hogan	25	179	193	202	75	554
198	Shawn Bey	27	200	200	241	81	642
183	Shaqueal Rouse	39				117	
	Kokoszka-Morgan J	0					

3-Take Frank's Money		Avg=847	Week 5 Lane 2				
Avg	Name	HDCP	1	2	3	H*3	Total
189	Terri Sill	34	206	181	173	102	560
224	Frank Jones	5	277	176	227	15	680
227	Derrick Stanley	2				6	
207	Jessica Stewart	19	278	205	213	57	646
194	Tyler Jones	30	150	205	227		582
	Don Steward Sr	0					

Won 12	Total		783	718	785	2316
	Handicap	132	132	132	132	396
Lost 12	HDCP Total		915	930	917	2762

Won 12	Total		801	767	840	2408
	Handicap	60	88	88	88	264
Lost 12	HDCP Total		949	855	928	2732

Approved: 

Approved: 

Please turn in your scoresheets at the desk.

BLS2023b (c)2023 by CDE Software

Team Rosters

24 - Team 24 Lane 1

	Name	Book Avg	True Average	Pins	Gms
1	Howard, Scott	187	184.58	2215	12
2	Hammond, Matt	181	179.50	1077	6
3	Hogan, Pat	210	190.17	2282	12
4	Bey, Shawn	189	198.89	1790	9
5	Rouse, Shaqueal	193	180.56	1625	9
6	Jeremy, Kokoszka-Mor	---		0	0

83% of
230

3 - Take Frank's Money Lane 2

	Name	Book Avg	True Average	Pins	Gms
1	Sill, Terri	186	189.83	2278	12
2	Jones, Frank	221	224.33	2692	12
3	Stanley, Derrick	---	227.67	2732	12
4	Stewart, Jessica	211	207.75	2493	12
5	Jones, Tyler	---		0	0
6	Steward Sr, Don	---		0	0

****10-Pin Rule Factored in Top of Recap****


Week 5 Date 10/05/23


21-AARP		Avg=762		Week 5 Lane 3				
Avg	Name	HDCP	1	2	3	H*3	Total	
141	Thea Stewart	75	131	131	131	225	618	
199	Kenny Armstrong	26	220	219	201	78	718	
209	Stefun Hawkins	17	233	268	180	51	732	
213	Juston Yelverton	14	269	185	168	42	664	

9-Just Bowl		Avg=763		Week 5 Lane 4				
Avg	Name	HDCP	1	2	3	H*3	Total	
176	Aaron Wallace	45	161	154	151	135	671	
172	Rich Owens	49	203	179	188	147	717	
213	Mike Cline	14	216	234	219	42	711	
202	Mike Beck	23	226	256	258	69	770	

Won	9	Total		853	935	680		2776
		Handicap	132	132	132	132	396	
Lost	15	HDCP Total		985	1067	812		2732

Won	15	Total		806	994	876		2545
		Handicap	131	131	131	131	393	
Lost	9	HDCP Total		937	1125	1007		2938

Approved:  5 2 1 1

Approved:  1 4 5 5

Please turn in your scoresheets at the desk.

BLS2023b (c)2023 by CDE Software

Team Rosters

21 - AARP Lane 3

	Name	Book Avg	True Average	Pins	Gms
1	Stewart, Thea	130	141.78	1276	9
2	Armstrong, Kenny	205	199.09	2190	11
3	Hawkins, Stefun	210	209.83	2518	12
4	Yelverton, Juston	213	211.33	1268	6

9 - Just Bowl Lane 4

	Name	Book Avg	True Average	Pins	Gms
1	Wallace, Aaron	176	176.42	2117	12
2	Owens, Rich	159	172.25	2067	12
3	Cline, Mike	211	213.50	2562	12
4	Beck, Mike	207	202.83	2434	12

****10-Pin Rule Factored in Top of Recap****

Week 5 Date 10/05/23

11-Team 11		Avg=788		Week 5 Lane 5				
Avg	Name	HDCP	1	2	3	H*3	Total	
146	Jennifer Simms	71	142	136	125	213	616	
194	Eric Simms	30	121	212	227	90	560	
202	Justice Simms	23	204	234	254	69	692	
246	Christion Simms	0	236	237	236	0	709	
							616	
							650	
							761	
							708	
Won 17	Total		703	818	842		2163	
	Handicap	124					372	
Lost 7	HDCP Total		827	942	966		2735	

30-Underdogs		Avg=521		Week 5 Lane 6				
Avg	Name	HDCP	1	2	3	H*3	Total	
101	Kendall Savage	109	108	109	121	327	665	
153	Steve Taylor	65	170	170	143	195	683	
110	Dave Savage	102	81	97	113	306	597	
157	Shawn Blackburn	62				186		
194	Steve Wheeler	30	134	209	240	90	674	
Won 7	Total		444	541	623		1708	
	Handicap	338					918	
Lost 17	HDCP Total		800	897	929		2626	

(Permanent Roster Man)

Approved:  Approved: 

Please turn in your scoresheets at the desk.

BLS2023b (c)2023 by CDE Software

Team Rosters

11 - Team 11 Lane 5

	Name	Book Avg	True Average	Pins	Gms
1	Simms, Jennifer	---	146.00	1752	12
2	Simms, Eric	---	194.75	2337	12
3	Simms, Justice	---	202.42	2429	12
4	Simms, Christion	225	246.42	2957	12

30 - Underdogs Lane 6

	Name	Book Avg	True Average	Pins	Gms
1	Savage, Kendall	93	101.75	1221	12
2	Taylor, Steve	139	153.92	1847	12
3	Savage, Dave	120	104.33	1252	12
4	Blackburn, Shawn	157	132.33	397	3
5	Wheeler, Steve	167	194.78	1753	9

****10-Pin Rule Factored in Top of Recap****


Week 5 Date 10/05/23

32-Mickey's 4 Sale		Avg=753		Week 5 Lane 7			
Avg	Name	HDCP	1	2	3	H*3	Total
180	Ramon Rodriguez	42	172	190	138	126	626
176	Mickey Ortiz	45	179	167	173	135	
202	Efrain Borges	23	157	175	181	69	
195	Doug Williamson	29	249	193	215	87	
Total			757	725	707		2189
Handicap		139	139	139	139		417
HDCP Total			896	864	846		2606

6-Thumb & Dumber		Avg=863		Week 5 Lane 8			
Avg	Name	HDCP	1	2	3	H*3	Total
212	Larry Hall	15	183	213	244	45	685
191	Loren Johnston	33	203	193	210	99	711
220	Jacob Jensen (PLW)	8	210	210	210	24	684
240	Matt Wozney	0	259	238	270	0	776
Total			855	954	949		2658
Handicap		56	56	56	56		168
HDCP Total			911	910	1005		2826

Won 3
Lost 21

Won 21
Lost 3

Approved: 

Approved: 

Please turn in your scoresheets at the desk.

32 - Mickey's 4 Sale Lane 7

Team Rosters

Name	Book Avg	True Average	Pins	Gms
1 Rodriguez, Ramon	190	177.75	2133	12
2 Ortiz, Mickey	167	176.44	1588	9
3 Borges, Efrain	202	202.44	1822	9
4 Williamson, Doug	205	189.42	2273	12

Name	Book Avg	True Average	Pins	Gms
------	----------	--------------	------	-----

Name	Book Avg	True Average	Pins	Gms
------	----------	--------------	------	-----

6 - Thumb & Dumber Lane 8

Name	Book Avg	True Average	Pins	Gms
1 Hall, Larry	213	212.33	2548	12
2 Johnston, Loren	189	191.56	1724	9
3 Jensen, Jacob	205	220.42	2645	12
4 Wozney, Matt	229	240.08	2881	12

****10-Pin Rule Factored in Top of Recap****


Week 5 Date 10/05/23


8-Door Mats		Avg=784		Week 5 Lane 9			
Avg	Name	HDCP	1	2	3	H*3	Total
209	Mike Anderson	17	246	232	115	51	704
180	Jerry Lowe	42	232	235	222	126	815
196	Matthew Bitler	28	181	201	181	84	647
199	Mike Brink	26	192	201	177	78	648
230	Mark Cliniff	0				0	
	Chuck Gatrell	0					

28-Jugs and Sticks		Avg=702		Week 5 Lane 10			
Avg	Name	HDCP	1	2	3	H*3	Total
156	Rebekah Taylor	62	182	138	162	186	668
183	Brian Holmes	39	203	209	139	117	668
179	Stefanie Rose	43	164	155	187	129	635
184	Bob Taylor	39	198	212	192	117	719

Won 18	Total	851	869	755	2475
Lost 6	Handicap 113	113	113	113	339
	HDCP Total	964	983	868	2814

Won 6	Total	747	714	680	2141
Lost 18	Handicap 183	183	183	183	549
	HDCP Total	930	897	863	2690

Approved: 

Approved: 

Please turn in your scoresheets at the desk.

8 - Door Mats Lane 9

Name	Book Avg	True Average	Pins	Gms
1 Anderson, Mike	202	209.67	1887	9
2 Lowe, Jerry	180	180.17	2162	12
3 Bitler, Matthew	206	193.83	2326	12
4 Brink, Mike	195	199.89	1799	9
5 Cliniff, Mark	---	230.33	1382	6
6 Gatrell, Chuck	---		0	0

Team Rosters

Name	Book Avg	True Average	Pins	Gms
------	----------	--------------	------	-----

28 - Jugs and Sticks Lane 10

Name	Book Avg	True Average	Pins	Gms
1 Taylor, Bekkah	147	156.42	1877	12
2 Holmes, Brian	184	183.75	2205	12
3 Rose, Stefanie	189	169.08	2029	12
4 Taylor, Bob	192	184.67	2216	12

****10-Pin Rule Factored in Top of Recap****

Week 5 Date 10/05/23

16-Probably Maybe		Avg=779	Week 5 Lane 11				
Avg	Name	HDCP	1	2	3	H*3	Total
169	Alyssa Gray	51	160	164	147	153	604
194	Shawn Rutter	30	211	192	203	90	696
202	Rodney Smith	23	157	220	234	69	680
214	Chad Whiteman	13	204	204	204	39	651

17-The Commission		Avg=787	Week 5 Lane 12				
Avg	Name	HDCP	1	2	3	H*3	Total
188	Kevin Woodruff	35	182	188	186	105	660
196	Mike Williams	28	214	181	169	84	648
203	Nathan Jackson	22	257	201	247	66	771
200	Eugene Wallace	25	264	221	256	75	816

Won	Total	732	780	788		
	Handicap	117				
Lost	HDCP Total	849	877	905		2651

Won	Total	917	791			
	Handicap	110				
Lost	HDCP Total	1027	901			2596

0 2 1 = 3

6 4 5 = 1

Approved: Kevin Woodruff

Approved: _____

Please turn in your scoresheets at the desk.

Team Rosters

16 - Probably Maybe Lane 11

Name	Book Avg	True Average	Pins	Gms
1 Gray, Alyssa	170	169.42	2033	12
2 Rutter, Shawn	198	194.58	2335	12
3 Smith, Rodney	212	189.89	1709	9
4 Whiteman, Chad	222	214.22	1928	9

17 - The Commission Lane 12

Name	Book Avg	True Average	Pins	Gms
1 Woodruff, Kevin	176	188.25	2259	12
2 Williams, Mike	178	196.08	2353	12
3 Jackson, Nathan	196	203.58	2443	12
4 Wallace, Eugene	210	193.92	2327	12

****10-Pin Rule Factored in Top of Recap****

Week 5 Date 10/05/23


2-Pocket Pounders		Avg=596	Week 5 Lane 13				
Avg	Name	HDCP	1	2	3	H*3	Total
201	Carter Dillon (2)	24	216	187	244	72	719
190	Kevin Roberts	34				102	
205	Otha Demby (3)	21	169	269	203	63	704
	Gerald Dillon	0					
212	Steve Rucker (4)	15	213	226	167	45	651
182	Chase Dillon (1)	40	190	181	175	120	666

26-Team 26		Avg=822	Week 5 Lane 14				
Avg	Name	HDCP	1	2	3	H*3	Total
202	Chuck Wallace	23					69
182	Lisa Carr (2)	40	190	161	150	120	621
214	CJ Hurst (3)	13	244	234	189	39	706
224	Ethan Gray (4)	5	236	190	198	15	639
218	Eric Lindsey (1)	10	209	204	252	30	695

Won	16	Total	788	863	789		
		Handicap	79 100	100	100		
Lost	8	HDCP Total	888	963	889		2740

Won	8	Total	879	789	789		
		Handicap	81	68	68		
Lost	16	HDCP Total	947	857	857		2661

Approved:  [2] [6] [4] [4]

Approved:  [4] [0] [2] [2]

Please turn in your scoresheets at the desk.

Team Rosters

2 - Pocket Pounders Lane 13

	Name	Book Avg	True Average	Pins	Gms
1	Dillon, Carter	199	201.25	2415	12
2	Roberts, Kevin	200	189.67	2276	12
3	Demby, Otha	201	205.33	2464	12
4	Dillon, Gerald	—		0	0
5	Rucker, Steve	222	195.58	2347	12
6	Dillon, Chase	—		0	0

26 - Team 26 Lane 14

	Name	Book Avg	True Average	Pins	Gms
1	Wallace, Chuck	212	198.92	2387	12
2	Carr, Lisa	186	182.00	2184	12
3	Hurst, CJ	224	200.33	2404	12
4	Gray, Ethan	219	224.56	2021	9
5	Lindsey, Eric	218	205.00	615	3

Mid County Lanes
****10-Pin Rule Factored in Top of Recap****

Week 5 Date 10/05/23

14-A\$\$HOLES		Avg=823	Week 5 Lane 15				
Avg	Name	HDCP	1	2	3	H*3	Total
175	Kateri Elder	46	168	170	188	138	664
200	Tim Foltz	25	224	245	201	75	745
212	Drew Bowerson	15	193	213	221	45	672
236	Brian Elder	0	300	278	263	0	841
212	Jim Briggs	15				45	

20-Team 20		Avg=745	Week 5 Lane 16				
Avg	Name	HDCP	1	2	3	H*3	Total
157	James Farley	62	/	/	/	186	/
188	Bobby Maxwell	35	242	185	148	105	680
194	Tyrone Dallas	30	147	136	194	90	567
206	T J Foltz	20	201	192	224	60	677
163	Vergenus Foltz Baker	56	147	157	139	168	611

Won 23	Total		885	906	873		2664
	Handicap	86	86	86	86		258
Lost 1	HDCP Total		971	992	959		2922

Won 1	Total		737	620	205		2112
	Handicap	147	141	141	141		423
Lost 23	HDCP Total		878	811	846		2535

5 6 6 6

1 - - -

Approved: 

Approved: 

Please turn in your scoresheets at the desk.

BL52023b (c)2023 by CDE Software

Team Rosters

14 - A\$\$HOLES Lane 15

Name	Book Avg	True Average	Pins	Gms
1 Elder, Kateri	185	157.22	1415	9
2 Foltz, Tim	210	200.92	2411	12
3 Bowerson, Drew	222	207.33	1866	9
4 Elder, Brian	232	236.58	2839	12
5 Briggs, Jim	212	204.00	612	3

20 - Team 20 Lane 16

Name	Book Avg	True Average	Pins	Gms
1 Farley, James	---	157.22	1415	9
2 Maxwell, Bobby	188	210.40	1052	5
3 Dallas, Tyrone	184	194.92	2339	12
4 Foltz, T J	193	206.50	2478	12
5 Foltz, Vergenus	---	163.33	490	3

****10-Pin Rule Factored in Top of Recap****

Week 5 Date 10/05/23


19-Why You Mad??		Avg=880	Week 5 Lane 17				
Avg	Name	HDCP	1	2	3	H*3	Total
210	Robert Cook	17	252	179	235	51	
211	Chang Kim	16	200	212	214	48	
222	Rob LaBrake	6	278	220	182	18	
237	Stevie Weber	0	267	237	233	0	737
210	Chuck Dixon	17				51	

1-BG N FATT		Avg=666	Week 5 Lane 18				
Avg	Name	HDCP	1	2	3	H*3	Total
169	Reggie Ennis	51	154	149	186	153	
134	Steven McDaniel	81	127	160	116	243	
175	Dwayne Parker	46	174	125	181	138	
188	Mickey Ennis	35	188	184	170	105	

Won 22	Total	997	848	864	2709
	Handicap	39	39	39	117
Lost 2	HDCP Total	1036	887	903	2826

Won 2	Total	643	614	623	1880
	Handicap	213	213	213	639
Lost 22	HDCP Total	856	827	836	2519

Approved:  6 5 5 6

Approved:  0 1 1

Please turn in your scoresheets at the desk.

Team Rosters

19 - Why You Mad?? Lane 17

	Name	Book Avg	True Average	Pins	Gms
1	Cook, Robert	218	210.58	2527	12
2	Kim, Chang	221	207.50	2490	12
3	LaBrake, Rob	232	212.08	2545	12
4	Weber, Stevie	237	249.00	1494	6
5	Dixon, Chuck	214	210.89	1898	9

1 - BG N FATT Lane 18

	Name	Book Avg	True Average	Pins	Gms
1	Ennis, Reggie	174	169.17	2030	12
2	McDaniel, Steven	144	115.11	1036	9
3	Parker, Dwayne	170	175.25	2103	12
4	Ennis, Mickey	185	188.78	1699	9

****10-Pin Rule Factored in Top of Recap****

Week 5 Date 10/05/23

4-We Hate Each Other		Avg=776	Week 5 Lane 19				
Avg	Name	HDCP	1	2	3	H*3	Total
191	Mike Simpson (1)	33	235	193	190	99	618
189	Jim Mosuly (2)	34	236	178	162	102	576
212	Jake Warwick (3)	15	213	222	208	45	643
184	Joe Simpson (4)	39	184	158	199	117	541
170	Jamie Spicer	51	—	—	—	153	—

25-Team 25		Avg=786	Week 5 Lane 20				
Avg	Name	HDCP	1	2	3	H*3	Total
190	Deena Koontz	34	—	—	—	102	—
183	Kayla Tam (2)	39	211	196	216	117	623
204	Lynne Dellis (3)	22	264	235	244	66	743
209	Bruce Morris (4)	17	258	223	224	51	705
173	Richie Casalvera (1)	48	145	151	123	144	449

Won	Total		868	751	759		2378
	Handicap	121	121	121	121	363	563
Lost	HDCP Total		959	872	580		2411

Won	Total		878	838	807		2523
	Handicap	112	126	126	126	378	378
Lost	HDCP Total		1004	961	933		2898

Approved: [Signature]

Approved: [Signature]

Please turn in your scoresheets at the desk.

BLS2023b (c)2023 by CDE Software

Team Rosters

4 - We Hate Each Other Lane 19

	Name	Book Avg	True Average	Pins	Gms
1	Simpson, Mike	194	191.58	2299	12
2	Mosuly, Jim	199	185.17	2222	12
3	Warwick, Jake	204	212.08	2545	12
4	Simpson, Joe	184	193.67	1162	6
5	Spicer, Jamie	—	170.67	1024	6

25 - Team 25 Lane 20

	Name	Book Avg	True Average	Pins	Gms
1	Koontz, Deena	190	187.00	561	3
2	Tam, Kayla	189	183.00	1647	9
3	Dellis, Lynne	200	204.08	2449	12
4	Morris, Bruce	203	209.89	1889	9
5	Casalvera, Richie	178	173.89	1565	9

****10-Pin Rule Factored in Top of Recap****

Week 5 Date 10/05/23

5-Bad Company		Avg=666	Week 5 Lane 21				
Avg	Name	HDCP	1	2	3	H*3	Total
151	Matt Hecker	67	141	138	90	201	
147	Dave Hecker	70	177	120	124	210	
172	Anthony Ball	49	125	140	164	147	
196	Kurt Hecker	28				84	
	Hayden W	54	155	158	153	162	

27-Livin' On A Spare		Avg=687	Week 5 Lane 22				
Avg	Name	HDCP	1	2	3	H*3	Total
178	Rees Kennedy	44	245	171	167	132	
142	Bernie Connor	74	160	149	190	222	
177	Mickey Connor	45	160	170	189	135	
190	Eric Hamann	34	201	191	210	102	
185	Clint Welch	38				114	

Won	Total					
	Handicap	214				
Lost	HDCP Total					

Won	Total					
	Handicap	197				
Lost	HDCP Total					

Approved: Bernie Connor

Approved: [Signature]

Please turn in your scoresheets at the desk.

BLS2023b (c)2023 by CDE Software

Please add as 5th bowler

Team Rosters

5 - Bad Company Lane 21

	Name	Book Avg	True Average	Pins	Gms
1	Hecker, Matt	159	151.42	1817	12
2	Hecker, Dave	152	147.08	1765	12
3	Ball, Anthony	156	172.44	1552	9
4	Hecker, Kurt	195	196.00	2352	12

27 - Livin' On A Spare Lane 22

	Name	Book Avg	True Average	Pins	Gms
1	Kennedy, Rees	---	178.25	2139	12
2	Connor, Bernie	152	137.67	1239	9
3	Connor, Mickey	172	177.33	2128	12
4	Hamann, Eric	194	190.75	2289	12
5	Welch, Clint	185	170.33	511	3

****10-Pin Rule Factored in Top of Recap****

Week 5 Date 10/05/23

22-Strictly Bizness		Avg=785	Week 5 Lane 23				
Avg	Name	HDCP	1	2	3	H*3	Total
2	196 Tim Cambridge	28	190	157	146	84	577
3	198 Aaron Money	27	244	203	222	81	750
1	176 Kenny Guy	45	173	168	141	135	617
4	215 Andrew Timmons	12	235	199	268	36	738
	196 Jay Ayers	28				84	

7-Lucky Strikes		Avg=691	Week 5 Lane 24				
Avg	Name	HDCP	1	2	3	H*3	Total
	159 Hermond Walker	60	159	161	140	180	640
	156 Cindy Bouwmans	62	180	169	190	186	725
	180 Fran Duphily	42	141	191	125	126	573
	196 Tom Reis	28	168	172	202	84	626
	126 Maggie Beattie	88				264	

Won $\frac{15}{11}$	Total		842	839	889		2310
	Handicap	112					
Lost $\frac{9}{10}$	HDCP Total		954	839	889		2682

Won $\frac{9}{15}$	Total		648	835	657		1988
	Handicap	192					
Lost $\frac{15}{9}$	HDCP Total		849	825	849		2523

Approved: C.J. Bouwmans

Approved: [Signature]

Please turn in your scoresheets at the desk.

BLS2023b (c)2023 by CDE Software

Kenny Guy did not win game 2.

Team Rosters

22 - Strictly Bizness Lane 23

	Name	Book Avg	True Average	Pins	Gms
1	Cambridge, Tim	206	162.17	1946	12
2	Money, Aaron	201	198.50	2382	12
3	Guy, Kenny	186	165.44	1489	9
4	Timmons, Andrew	212	215.33	1938	9
5	Ayers, Jay	196	205.67	617	3

7 - Lucky Strikes Lane 24

	Name	Book Avg	True Average	Pins	Gms
1	Walker, Hermond	146	159.89	1439	9
2	Bouwmans, Cindy	166	155.67	1868	12
3	Duphily, Fran	190	172.33	2068	12
4	Reis, Tom	190	196.75	2361	12
5	Beattie, Maggie	126	115.00	345	3

We Don't Care

Week 5 Date 10/05/23

We Don't Care

****10-Pin Rule Factored in Top of Recap****

23-NutButton.com		Avg=843	Week 5 Lane 25				
Avg	Name	HDCP	1	2	3	H*3	Total
163	Sydney Delp 1	56	183	156	136	168	643
229	Matthew Ward 2	0	213	223	254	0	690
235	Ethan Driver 3	0	238	231	213	0	682
216	Cade Williamson 4	11	277	226	169	33	705

10-Team 10		Avg=640	Week 5 Lane 26				
Avg	Name	HDCP	1	2	3	H*3	Total
185	Jay Truby 1	38	181	161	171	114	627
128	Lynne Reiter-Truby 2	86	169	144	135	258	706
143	Dan Muirhead	73				219	
184	Ganob Carter 4	39	243	157	148	117	665
	Austin O'neal 3	13	204	180	159	39	582

Won <u>18</u>	Total	911	836	772	2519
<u>19</u>	Handicap	67	67	67	201
Lost <u>6</u>	HDCP Total	978	903	839	2720
<u>3</u>					

Won <u>65</u>	Total	797	642	613	2052
<u>18</u>	Handicap	236 176	176	176	528
<u>19</u>	HDCP Total	973	818	789	2580

Approved: [Signature]

Approved: [Signature]

Please turn in your scoresheets at the desk.

Ethan won game 3
M2

We Don't Care

Team Rosters

23 - NutButton.com Lane 25

Name	Book Avg	True Average	Pins	Gms
1 Delp, Sydney	—	163.25	1959	12
2 Ward, Matthew	221	229.83	2758	12
3 Driver, Ethan	225	235.42	2825	12
4 Williamson, Cade	226	211.67	2540	12

10 - Team 10 Lane 26 We Don't Care

Name	Book Avg	True Average	Pins	Gms
1 Truby, Jay	189	185.50	2226	12
2 Reiter-Truby, Lynne	113	128.33	1540	12
3 Muirhead, Dan	145	143.56	1292	9
4 Carter, Ganob	194	182.08	2185	12

****10-Pin Rule Factored in Top of Recap****

Week 5 Date 10/05/23

12-Team 12		Avg=862		Week 5 Lane 27				
Avg	Name	HDCP	1	2	3	H*3	Total	
207	Morris Jackson	19	133	184	996	57	570	
209	Vincent Myers	17	168	212	161	51	592	
203	Ranee Jackson	22	212	170	196	66	644	
243	Ray Smarsh	0	257	213	267	0	737	

31-Sure 2 Win		Avg=750		Week 5 Lane 28				
Avg	Name	HDCP	1	2	3	H*3	Total	
198	Charles Tilghman	27	155	184	199	81	619	
155	Celeste Perry	63	191			188		
193	Keith Perry	31	226	184	201	93	704	
204	Walt Parker	22	169	226	244	66	701	
183	Jawara Jones	39	173	211	184	117	685	

Won <u>3</u>	Total		770	779	820		2369
	Handicap	58	58	58	58		174
Lost <u>21</u>	HDCP Total		828	837	878		2543

Won <u>22</u>	Total		723	801	828		2352
	Handicap	143	119	119	119		357
Lost <u>3</u>	HDCP Total		812	920	947		2709

Approved: 2

Approved: 22

Please turn in your scoresheets at the desk.

BLS2023b (c)2023 by CDE Software

Team Rosters

12 - Team 12 Lane 27

	Name	Book Avg	True Average	Pins	Gms
1	Jackson, Morris	199	207.42	2489	12
2	Myers, Vincent	204	209.11	1882	9
3	Jackson, Ranee	206	203.42	2441	12
4	Smarsh, Ray	235	243.33	2920	12

31 - Sure 2 Win Lane 28

	Name	Book Avg	True Average	Pins	Gms
1	Tilghman, Charles	188	198.83	2386	12
2	Perry, Celeste	155	141.67	850	6
3	Perry, Keith	193	193.17	2318	12
4	Parker, Walt	207	204.67	2456	12
5	Jones, Jawara	183	188.50	1131	6

****10-Pin Rule Factored in Top of Recap****

Week 5 Date 10/05/23

18-Tree Inc.		Avg=791		Week 5 Lane 29				
Avg	Name	HDCP	1	2	3	H*3	Total	
189	Gene Messick	34	160	200	169	102	529	
191	Chris Birch Sr.	33	1			99		
215	Michael Dyer	12	249	159	174	36	582	
196	Steve Samluk Sr	28	115	208	134	84	607	
192	Steve Samluk Jr	32	188	102	194	96	577	
							573	

13-Lucky 13		Avg=716		Week 5 Lane 30				
Avg	Name	HDCP	1	2	3	H*3	Total	
156	Shari Falkowski	62					186	
193	Willie Parker	31					93	
186	Ty Coffield	37					111	
181	Ed Falkowski	41					123	
190	Rob Teat	34	155	169	137	102	461	
201	Shane Foskey	24	162	132	222	72	516	
198	Forrest Watson	27	165	222	125	81	562	
228	Ken Mitchell <i>PenT.</i>	11	208	198	256	33	659	

Won	Total		953	769	571		2293
	Handicap	107	104	106	106		318
Lost	HDCP Total		861	595	877		2333

Won	Total		687	721	790		2198
	Handicap	171	96	96	94		286
Lost	HDCP Total		783	817	886		2486

Approved: 4 6 4 2 5

Approved: 2 4 1

Please turn in your scoresheets at the desk.

BLS2023b (c)2023 by CDE Software

Keep Ken on roster. *m2*

Team Rosters

18 - Tree Inc. Lane 29

Name	Book Avg	True Average	Pins	Gms
Messick, Gene G.	194	189.50	2274	12
Birch Sr., Chris	201	178.89	1610	9
Dyer, Michael	211	215.33	2584	12
Samluk Sr, Steve D.	205	196.25	2355	12
Samluk Jr, Steve D.	192	216.00	648	3

13 - Lucky 13 Lane 30

Name	Book Avg	True Average	Pins	Gms
Falkowski, Shari	154	156.17	1874	12
Parker, Willie	187	193.00	2316	12
Coffield, Ty	177	186.83	2242	12
Falkowski, Ed	191	169.25	2031	12
Teat, Rob	190		0	0
Foskey, Shane	201		0	0
Watson, Forrest	198		0	0
Mitchell, Ken	228		0	0

****10-Pin Rule Factored in Top of Recap****

Week 5 Date 10/05/23

15-Team 15		Avg=810		Week 5 Lane 31				
Avg	Name	HDCP	1	2	3	H*3	Total	
1	199 Rich Lucas	26	186	150	163	78	577	
2	197 John Miller	28	193	184	179	84	640	
3	202 Joe Dagg	23	184	172	230	69	662	
	212 James Bailey Sr	15				45		
4	196 Andy Snellings	28	191	223	225	84	723	
Total			754	729	804		2287	
Handicap		92	105	105	105	315		
HDCP Total			859	834	909		2602	

29-Unholy Alliance		Avg=839		Week 5 Lane 32				
Avg	Name	HDCP	1	2	3	H*3	Total	
1	202 Mark Butler	23	193	214	214	69	690	
4	214 Marilyn Alaniz	13	214	204	161	39	618	
2	205 Aaron Bey	21	234	180	162	63	639	
	218 Adam Bruns	10				30		
	227 Noah Wydeven	2	170	216	247	6	639	
	227 Danny Mitchell	-2				-6		
Total			811	814	784		2409	
Handicap		67	59	59	59	177		
HDCP Total			870	873	843		2586	

Won 13
Lost 11

Won 11
Lost 13

1 2 3 5

5 4 1 1

Approved: M. Butler

Approved: Rich

Please turn in your scoresheets at the desk.

15 - Team 15 Lane 31

Team Rosters

Name	Book Avg	True Average	Pins	Gms
1 Lucas, Rich	192	199.00	1791	9
2 Miller, John	184	197.22	1775	9
3 Dagg, Joe	198	202.22	1820	9
4 Bailey Sr, James	214	212.17	2546	12
5 Snellings, Andy	197	196.44	1768	9

Name	Book Avg	True Average	Pins	Gms
------	----------	--------------	------	-----

29 - Unholy Alliance Lane 32

Name	Book Avg	True Average	Pins	Gms
1 Butler, Mark	202	202.42	2429	12
2 Alaniz, Marilyn	224	214.44	1930	9
3 Bey, Aaron	205	208.00	624	3
4 Bruns, Adam	218	207.67	1246	6
5 Wydeven, Noah	220	227.22	2045	9
6 Mitchell, Danny	227	223.33	1340	6