

Mid County Lanes
Please circle wins!

Week 2 Date 09/14/23


23-Team 23 Avg=829		Week 2 Lane 1					
Avg	Name	HDCP	1	2	3	H*3	Total
157	Sydney Delp	62	147	153	147	186	633
221	Matthew Ward	7	279	235	193	21	728
225	Ethan Driver	4	253	209	258	12	732
226	Cade Williamson	3	181	241	225	9	656

17-The Commission Avg=760		Week 2 Lane 2					
Avg	Name	HDCP	1	2	3	H*3	Total
176	Kevin Woodruff	45	210	186	186	135	717
178	Mike Williams	44	155	212	243	132	742
196	Nathan Jackson	28	166	185	175	84	610
210	Eugene Wallace	17	208	216	164	51	639


Won 11 1/2	Total		860	838	823		2521
	Handicap	76	76	76	76		228
Lost 12 1/2	HDCP Total		936	914	899		2749

Won 12 1/2	Total		739	799	768		2306
	Handicap	134	134	134	134		402
Lost 11 1/2	HDCP Total		873	933	902		2708

Approved: 

Approved: 

Please turn in your scoresheets at the desk.





Team Rosters

23 - Team 23 Lane 1

Name	Pins	Gms	Avg	Book Avg
Sydney Delp	472	3	157	—
Matthew Ward	627	3	bk221	221
Ethan Driver	743	3	bk225	225
Cade Williamson	630	3	bk226	226

17 - The Commission Lane 2

Name	Pins	Gms	Avg	Book Avg
Kevin Woodruff	547	3	bk176	176
Mike Williams	651	3	bk178	178
Nathan Jackson	647	3	bk196	196
Eugene Wallace	596	3	bk210	210

Mid County Lanes
Please circle wins!

Week 2 Date 09/14/23

20-Team 20 Avg=718		Week 2 Lane 3					
Avg	Name	HDCP	1	2	3	H*3	Total
153	James Farley	65	143	192	204	195	
188	Bobby Maxwell	35	178	192	204	105	574
184	Tyrone Dallas	39	178	214	155	117	547
193	T J Foltz	31	204	211	203	93	618
	Mike Maxwell	65	189	189	190		522
	<u>INVALID</u>						

22-Strictly Bizness Avg=805		Week 2 Lane 4					
Avg	Name	HDCP	1	2	3	H*3	Total
186	Kenny Guy	37	118	161	202	111	481
206	Tim Cambridge	20	134	257	154	60	545
201	Aaron Money	24	188	215	221	72	624
212	Andrew Timmons	15	230	193	216	45	629

19	Won	5	Total	873	976	922	2771
	Lost	5	Handicap	170			
			HDCP Total				

	Won	5	Total	766	922	889	2577
	Lost	19	Handicap	96			
			HDCP Total				

Approved: [Signature]

Approved: [Signature]

Please turn in your scoresheets at the desk.

BLS2023b (c)2023 by CDE Software

[Signature]

[Signature]

Team Rosters

20 - Team 20 Lane 3

Name	Pins	Gms	Avg	Book Avg
James Farley	461	3	153	—
Bobby Maxwell	656	3	bk188	188
Tyrone Dallas	689	3	bk184	184
T J Foltz	676	3	bk193	193

22 - Strictly Bizness Lane 4

Name	Pins	Gms	Avg	Book Avg
Kenny Guy	492	3	bk186	186
Tim Cambridge	401	3	bk206	206
Aaron Money	559	3	bk201	201
Andrew Timmons	637	3	bk212	212

you cannot have a sub after frame 4 gm 1. Mike Maxwell scores are invalid. James Farley blind was used.

Mid County Lanes
Please circle wins!

Week 2 Date 09/14/23

21-AARP Avg=758		Week 2 Lane 5					
Avg	Name	HDCP	1	2	3	H*3	Total
130	Thea Stewart (4)	85	177	123	114	255	669
205	Kenny Armstrong (2)	21	240	169	195	63	667
210	Stefun Hawkins (3)	17	191	195	210	51	647
213	Juston Yelverton	14				42	
182	Ernest Anderson (1)	40	156	186	257	120	719

29-Team 29 Avg=849		Week 2 Lane 6					
Avg	Name	HDCP	1	2	3	H*3	Total
202	Mark Butler (1)	23	179	177	208	69	633
224	Marilyn Alaniz (3)	5	226	181	234	15	656
205	Aaron Bey	21	—	—	—	63	—
218	Adam Bruns	10	—	—	—	30	—
227	DANNY MITCHELL (4)	2	209	204	217	6	636
220	NOAH WYDEVEN (2)	8	195	193	223	24	635

Won 17	Total		764	673	776		
	Handicap	-137	163	163	163	489	
Lost 7	HDCP Total	163	927	836	939	2702	

Won 7	Total		809	755	882		
	Handicap	59	38	38	38	114	
Lost 17	HDCP Total		847	793	920		2560

Approved: *[Signature]*

Approved: *[Signature]*

Please turn in your scoresheets at the desk.

Team Rosters

21 - AARP Lane 5

29 - Team 29 Lane 6

Name	Pins	Gms	Avg	Book Avg
Thea Stewart	426	3	bk130	130
Kenny Armstrong	555	3	bk205	205
Stefun Hawkins	589	3	bk210	210
Juston Yelverton	0	0	bk213	213

Name	Pins	Gms	Avg	Book Avg
Mark Butler	629	3	bk202	202
Marilyn Alaniz	0	0	bk224	224
Aaron Bey	624	3	bk205	205
Adam Bruns	671	3	bk218	218

KENNY BLIND GAME #3

NOAH WYDEVEN
DANNY MITCHELL
→ ADD TO ROSTER PLEASE

MATCHUPS

- ERNEST - MARK
- KENNY - NOAH
- STEFUN - MARILYN
- THEA - DANNY

Mid County Lanes
Please circle wins!

Week 2 Date 09/14/23

24-Team 24 Avg=767		Week 2 Lane 7					
Avg	Name	HDCP	1	2	3	H*3	Total
187	Scott Howard	36	154	189	160	108	503
181	Matt Hammond	41				123	
210	Pat Hogan	17	222	179	178	51	579
189	Shawn Bey	34	201	209	175	102	585
193	Shaqued Rouse	31	144	226	190		560
	Jeremy Maignon						

31-Sure 2 Win Avg=743		Week 2 Lane 8					
Avg	Name	HDCP	1	2	3	H*3	Total
188	Charles Tilghman	35	190	166	192	105	548
155	Celeste Perry	63				189	
193	Keith Perry	31	143	268	199	93	610
207	Walt Parker	19	225	221	213	57	666
183	Jawaraq Jones	39	167	189	216		572

Won 3	Total	723	803	703		2229
Lost 21	Handicap	128	118	118	118	354
	HDCP Total	84	192	182		258

Won 21	Total	725	824	820		2369
Lost 3	Handicap	148	124	124	124	372
	HDCP Total	84	94	94		272

Approved:

Approved:

Please turn in your scoresheets at the desk.

BLS2023b (c)2023 by CDE Software

24 - Team 24 Lane 7

Name	Pins	Gms	Avg	Book Avg
Scott Howard	620	3	bk187	187
Matt Hammond	547	3	bk181	181
Pat Hogan	531	3	bk210	210
Shawn Bey	525	3	bk189	189

Team Rosters

31 - Sure 2 Win Lane 8

Name	Pins	Gms	Avg	Book Avg
Charles Tilghman	613	3	bk188	188
Celeste Perry	398	3	bk155	155
Keith Perry	517	3	bk193	193
Walt Parker	485	3	bk207	207

Mid County Lanes
Please circle wins!

Week 2 Date 09/14/23

26-Team 26 Avg=841		Week 2 Lane 9					
Avg	Name	HDCP	1	2	3	H*3	Total
212	Chuck Wallace	15	244	277	169	45	735
186	Lisa Carr	37	152	170	151	111	584
224	CJ Hurst	5	202	215	196	15	628
219	Ethan Gray	9	167	215	218	27	627
	Eric Lindsey						
	Eric Lindsey						2376

27-Livin' On A Spare Avg=681		Week 2 Lane 10					
Avg	Name	HDCP	1	2	3	H*3	Total
163	Rees Kennedy	56	174	156	172	168	670
152	Bernie Connor	66	136	109	145	198	588
172	Mickey Connor	49	168	149	150	147	614
194	Eric Hamann	30	218	189	194	90	691
	Eric Lindsey						
	Eric Lindsey						1960

13 Won 15	Total	765	877	734	2574
11 Lost 9	Handicap	66	66	66	198
	HDCP Total	831	943	800	2574

11 Won 9	Total	696	603	661	2574
13 Lost 15	Handicap	201	201	201	603
	HDCP Total	897	804	862	2574 25

Approved: Bernie Connor

Approved: Lisa

Please turn in your scoresheets at the desk.

BLS2023b (c)2023 by CDE Software

1 4
2 2
1 6 2 6 15

3 2
2 2
5 0 4 0
9

Team Rosters

26 - Team 26 Lane 9

Name	Pins	Gms	Avg	Book Avg
Chuck Wallace	661	3	bk212	212
Lisa Carr	605	3	bk186	186
CJ Hurst	647	3	bk224	224
Ethan Gray	640	3	bk219	219

27 - Livin' On A Spare Lane 10

Name	Pins	Gms	Avg	Book Avg
Rees Kennedy	490	3	163	—
Bernie Connor	408	3	bk152	152
Mickey Connor	532	3	bk172	172
Eric Hamann	550	3	bk194	194

Don't forget series points!

Mid County Lanes
Please circle wins!

Week 2 Date 09/14/23

18-Tree Inc. Avg=811				Week 2 Lane 11			
Avg	Name	HDCP	1	2	3	H*3	Total
194	Gene Messick	30	171	171	172	90	519
201	Chris Birch Sr.	24	194	194	193	72	581
211	Michael Dyer	16	218	198	158	48	634
205	Steve Samluk Sr	21	235	235	202	63	672
			4	4	1		1

28-Jugs and Sticks Avg=712				Week 2 Lane 12			
Avg	Name	HDCP	1	2	3	H*3	Total
147	Rebekah Taylor	70	153	138	165	210	456
184	Brian Holmes	39	193	154	217	117	564
189	Stefanie Rose	34	192	191	143	102	526
192	Bob Taylor	32	222	204	198	96	624
			2	2	5		5

Won	Total		828	798	670		2344
	Handicap	91	91	91	91		273
Lost	HDCP Total		969	889	761		2619

Won	Total		765	687	723		2175
	Handicap	175	175	175	175		525
Lost	HDCP Total		940	862	898		2700

Approved: [Signature]

Approved: [Signature]

Please turn in your scoresheets at the desk.

BLS2023b (c)2023 by CDE Software

[Signature]

[Signature]

Team Rosters

18 - Tree Inc. Lane 11

Name	Pins	Gms	Avg	Book Avg
Gene G. Messick	603	3	bk194	194
Chris Birch Sr.	549	3	bk201	201
Michael Dyer	622	3	bk211	211
Steve D. Samluk Sr	519	3	bk205	205

28 - Jugs and Sticks Lane 12

Name	Pins	Gms	Avg	Book Avg
Rebekah Taylor	469	3	bk147	147
Brian Holmes	502	3	bk184	184
Stefanie Rose	455	3	bk189	189
Bob Taylor	507	3	bk192	192

Mid County Lanes
Please circle wins!

Week 2 Date 09/14/23

25-Team 25 Avg=782		Week 2 Lane 13					
Avg	Name	HDCP	1	2	3	H*3	Total
190	Deena Koontz	34					102
189	Kayla Tam	34					102
3 200	Lynne Dellis	25	193	170	233	75	673
203	Bruce Morris	22					66
1 178	Richie Casalvera	44	203	145	162	132	642
2	Ben Helton	39	190	174	181	117	662
4	Patrick Connor	17	246	212	211	51	720

30-Underdogs Avg=509		Week 2 Lane 14					
Avg	Name	HDCP	1	2	3	H*3	Total
93	Kendall Savage	116	95	103	138	348	684
139	Steve Taylor	77	137	146	145	231	659
120	Dave Savage	93	91	121	114	279	605
157	Shawn Blackburn	62					186
167	Steve Wheeler	53	160	204	206	159	729

Won 11	Total	125	832	701	789		2322
	Handicap	115	125	125	125	375	375
Lost 13	HDCP Total		957	826	914		2697

Won 13	Total	339	483	574	603		2099
	Handicap	348	339	339	339	1017	1017
Lost 11	HDCP Total		822	913	942		2677

Approved: Approved:

Please turn in your scoresheets at the desk.

BLS2023b (c)2023 by CDE Software

25 - Team 25 Lane 13

Name	Pins	Gms	Avg	Book Avg
Deena Koontz	561	3	bk190	190
Kayla Tam	553	3	bk189	189
Lynne Dellis	561	3	bk200	200
Bruce Morris	607	3	bk203	203
Richie Casalvera	0	0	bk178	178

Team Rosters

30 - Underdogs Lane 14

Name	Pins	Gms	Avg	Book Avg
Kendall Savage	279	3	bk93	93
Steve Taylor	474	3	bk139	139
Dave Savage	228	3	bk120	120
Shawn Blackburn	397	3	bk157	157

Mid County Lanes
Please circle wins!

Week 2 Date 09/14/23

32-Mickey's 4 Sale Avg=764		Week 2 Lane 15					
Avg	Name	HDCP	1	2	3	H*3	Total
190	Ramon Rodriguez	34	163	180	148	102	593
167	Mickey Ortiz	53	180	176	189	159	604
202	Efrain Borges	23	210	205	195	69	679
205	Doug Williamson	21	190	222	200	63	675
			743				2258

19-Why You Mad?? Avg=907		Week 2 Lane 16					
Avg	Name	HDCP	1	2	3	H*3	Total
219	Robert Cook	10	239	263	213	27	745
221	Chang Kim	7	267	216	207	21	711
232	Rob LaBrake	0	208	223	190	0	621
235	Stevie Weber	0	227	227	227	0	681
	Chuck Dixon	13	239	177	231	39	686
			953	879	841		

Won	9	Total		874	783	732	2673
		Handicap	131	131	131	131	393
Lost	15	HDCP Total		874	914	863	2651

Won	15	Total		883	879		2673
		Handicap	16	30	30	30	90
Lost	9	HDCP Total		983	909	858	2763

1
 5
 2
 1

5
 6
 8
 7
 5

Approved: _____

Approved: _____

Please turn in your scoresheets at the desk.

BLS2023b (c)2023 by CDE Software

(Handwritten signature)

(Handwritten signature)

Team Rosters

32 - Mickey's 4 Sale Lane 15		Book			
Name	Pins	Gms	Avg	Book Avg	
Ramon Rodriguez	500	3	bk190	190	
Mickey Ortiz	536	3	bk167	167	
Efrain Borges	589	3	bk202	202	
Doug Williamson	590	3	bk205	205	

19 - Why You Mad?? Lane 16		Book			
Name	Pins	Gms	Avg	Book Avg	
Robert Cook	678	3	bk219	219	
Chang Kim	645	3	bk221	221	
Rob LaBrake	701	3	bk232	232	
Stevie Weber	696	3	bk235	235	

Adjust book averages
 R. Cook 219 → 218
 S. Weber 235 → 237

(Handwritten signature)

Mid County Lanes
Please circle wins!

Week 2 Date 09/14/23

2-Pocket Pounders Avg=576		Week 2 Lane 17				
Avg	Name	HDCP	1	2	3	H*3 Total
199	Carter Dillon	26	223	181	178	78 660
176	Kevin Roberts	45	203	169	181	135 628
201	Otha Demby	24	201	192	162	72 627
	Gerald Dillon	0				
222	Steve Rucker	6	133	200	211	18 562
	Chase Dillon	0				

12-Team 12 Avg=819		Week 2 Lane 18				
Avg	Name	HDCP	1	2	3	H*3 Total
199	Morris Jackson	26	193	223	159	78 653
206	Ranee Jackson	20	279	188	177	60 704
179	Arthur Singleton	43				129
235	Ray Smarsh	0	280	300	256	0 836
204	Vincent Myers	22	149	219	218	66 652

Won 5	Total	760	742	732	
	Handicap	81	81	81	
Lost 19	HDCP Total	841	823	813	2477

Won 19	Total	901	930	810	
	Handicap	68	68	68	
Lost 5	HDCP Total	969	998	878	2845

Check first week Kevin 200

2 1 1 4

4 5 5 5

Approved: *[Signature]*

Approved: Gerald Dillon

Please turn in your scoresheets at the desk.

BLS2023b (c)2023 by CDE Software

[Signature]

[Signature]

Team Rosters

2 - Pocket Pounders Lane 17

Name	Pins	Gms	Avg	Book Avg
Carter Dillon	625	3	bk199	199
Kevin Roberts	528	3	176 200	200
Otha Demby	655	3	bk201	201
Gerald Dillon	0	0	0	—
Steve Rucker	597	3	bk222	222
Chase Dillon	0	0	0	—

12 - Team 12 Lane 18

Name	Pins	Gms	Avg	Book Avg
Morris Jackson	656	3	bk199	199
Ranee Jackson	589	3	bk206	206
Arthur Singleton	538	3	179	—
Ray Smarsh	696	3	bk235	235
Vincent Myers	0	0	bk204	204

Error on Kevin Roberts
Book average is actually 200
Handicap tonight is 25 pins/gm

-M2

Mid County Lanes
Please circle wins!

Week 2 Date 09/14/23

15-Team 15 Avg=788		Week 2 Lane 19					
Avg	Name	HDCP	1	2	3	H*3	Total
192	Rich Lucas	32	165	201	171	96	633
184	John Miller	39				117	
198	Joe Dagg	27	208	198	174	81	651
214	James Bailey	13	194	258	211	39	702
197	Andy Snellings	280	160	214	152	84	610

3-Take Frank's Money Avg=848		Week 2 Lane 20					
Avg	Name	HDCP	1	2	3	H*3	Total
186	Terri Sill	37	150	193	168	111	622
221	Frank Jones	7	194	215	235	21	665
230	Derrick Stanley	0	258	256	244	0	758
211	Jessica Stewart	16	173	208	236	48	665
	Tyler Jones	0					
	Don Steward Sr	0					

Won 9	Total		727	861	708		
	Handicap	111	100	100	100		
Lost 15	HDCP Total		827	961	808		2596


Won 15	Total		775	872	888		
	Handicap	60	60	60	60		
Lost 9	HDCP Total		835	932	943		2710

Approved:  [2] [5] [0] [2]

Approved:  [4] [1] [6] [4]

Please turn in your scoresheets at the desk.

BLS2023b (c)2023 by CDE Software

Team Rosters

15 - Team 15 Lane 19

Name	Pins	Gms	Avg	Book Avg
Rich Lucas	586	3	bk192	192
John Miller	568	3	bk184	184
Joe Dagg	579	3	bk198	198
James Bailey	658	3	bk214	214
Andy Snellings	0	0	0	—

3 - Take Frank's Money Lane 20

Name	Pins	Gms	Avg	Book Avg
Terri Sill	548	3	bk186	186
Frank Jones	684	3	bk221	221
Derrick Stanley	690	3	230	—
Jessica Stewart	678	3	bk211	211
Tyler Jones	0	0	0	—
Don Steward Sr	0	0	0	—

Mid County Lanes
Please circle wins!

Week 2 Date 09/14/23

6-Team 6 Avg=836		Week 2 Lane 21					
Avg	Name	HDCP	1	2	3	H*3	Total
213	Larry Hall	14	186	197	175	42	600
205	Loren Johnston	21	195	195	195	63	648
189	Jacob Jensen	34	274	262	226	102	864
229	Matt Wozney	0	203	257	269	0	729

4-We Hate Each Other Avg=781		Week 2 Lane 22					
Avg	Name	HDCP	1	2	3	H*3	Total
194	Mike Simpson	30	232	213	139	90	675
199	Jim Mosley	26	238	193	148	78	655
204	Jake Warwick	22	188	203	184	66	641
184	Joe Simpson	39	-	-	-	117	
175	JAMIE SPICER	46	166	169	190	138	663

Won	15	Total	858	911	865	2634
Lost	9	Handicap	69	69	69	207
		HDCP Total	927	980	934	2841

Won	9	Total	824	718	661	2263
Lost	15	Handicap	117	124	124	372
		HDCP Total	948	902	785	2635

Approved: *[Signature]*

Approved: *[Signature]*

Please turn in your scoresheets at the desk.

6 - Team 6 Lane 21

Name	Pins	Gms	Avg	Book
Larry Hall	669	3	bk213	213
Loren Johnston	607	3	bk205	205
Jacob Jensen	626	3	bk189	189
Matt Wozney	676	3	bk229	229

Team Rosters

4 - We Hate Each Other Lane 22

Name	Pins	Gms	Avg	Book
Mike Simpson	564	3	bk194	194
Jim Mosley	538	3	bk199	199
Jake Warwick	642	3	bk204	204
Joe Simpson	619	3	bk184	184

Team Name: The Thumbless & The Intelligent

Mid County Lanes
Please circle wins!

DOOR MATS

Week 2 Date 09/14/23


8-Team 8 Avg=783		226 Week 2 Lane 23					
Avg	Name	HDCP	1	2	3	H*3	Total
202	Mike Anderson	23	226	213	214	69	622
180	Jerry Lowe	42	150	156	164	126	596
206	Matthew Bitler	20	200	215	170	60	645
195	Mike Brink	29	212	185	212	87	696
	MARK CLINIFF						
	CHUCK GATRELL						

1-Team 1 Avg=673		Week 2 Lane 24					
Avg	Name	HDCP	1	2	3	H*3	Total
174	Reggie Ennis	47	175	177	179	141	672
144	Steven McDaniel	73	135	96	116	219	546
170	Dwayne Parker	51	184	125	214	153	676
185	Mickey Ennis	38	156	233	164	114	667


Won 187	Total	788	769	760	2317
	Handicap 114	114	114	114	342
Lost 67	HDCP Total	902	883	874	2659
		4	5	3	12

Won 67	Total	650	631	673	1954
	Handicap 209	209	209	209	627
Lost 181	HDCP Total	859	840	882	2581
		2	1	3	6

Approved:  6

Approved:  6

Please turn in your scoresheets at the desk.




Team Rosters

8 - Team 8 Lane 23

Name	Pins	Gms	Avg	Book Avg
Mike Anderson	630	3	bk202	202
Jerry Lowe	566	3	bk180	180
Matthew Bitler	618	3	bk206	206
Mike Brink	621	3	bk195	195

1 - Team 1 Lane 24

Name	Pins	Gms	Avg	Book Avg
Reggie Ennis	522	3	bk174	174
Steven McDaniel	311	3	bk144	144
Dwayne Parker	520	3	bk170	170
Mickey Ennis	609	3	bk185	185

Mid County Lanes
Please circle wins!

Week 2 Date 09/14/23

9-Just Bowl Avg=753		Week 2 Lane 25					
Avg	Name	HDCP	1	2	3	H*3	Total
176	Aaron Wallace	45	182	143	160	135	620
159	Rich Owens	60	134	172	155	180	641
211	Mike Cline	16	211	221	204	48	684
207	Mike Beck	19	216	202	185	57	660

13-Team 13 Avg=709		Week 2 Lane 26					
Avg	Name	HDCP	1	2	3	H*3	Total
154	Shari Falkowski	64	171	194	168	192	725
187	Willie Parker	36	244	157	189	108	698
177	Ty Coffield	45	191	180	162	135	668
191	Ed Falkowski	33	157	192	172	99	620

Won 6	Total		743	744	704		2191
	Handicap	140	140	140	140	420	
Lost 18	HDCP Total		883	884	844		2611

Won 18	Total		763	723	691		2177
	Handicap	178	178	178	178	534	
Lost 6	HDCP Total		941	901	869		2711

Approved: 


Approved: 

1 2 1 2

5 4 5 4

Please turn in your scoresheets at the desk.

BLS2023b (c)2023 by CDE Software

Team Rosters

9 - Just Bowl Lane 25

Name	Pins	Gms	Avg	Book Avg
Aaron Wallace	500	3	bk176	176
Rich Owens	477	3	bk159	159
Mike Cline	629	3	bk211	211
Mike Beck	671	3	bk207	207

13 - Team 13 Lane 26

Name	Pins	Gms	Avg	Book Avg
Shari Falkowski	451	3	bk154	154
Willie Parker	510	3	bk187	187
Ty Coffield	566	3	bk177	177
Ed Falkowski	533	3	bk191	191

Mid County Lanes
Please circle wins!

Week 2 Date 09/14/23

10-Team 10 Avg=641		Week 2 Lane 27					
Avg	Name	HDCP	1	2	3	H*3	Total
189	Jay Truby	34	177	212	233	102	724
113	Lynne Reiter-Truby	99	111	101	146	297	655
145	Dan Muirhead	72	135	148	144	216	643
194	Ganob Carter	30	178	201	176	90	645

11-Team 11 Avg=773		Week 2 Lane 28					
Avg	Name	HDCP	1	2	3	H*3	Total
150	Jennifer Simms	68	130	136	128	204	598
211	Eric Simms	16	245	189	183	48	665
187	Justice Simms	36	211	203	182	108	704
225	Christion Simms	4	244	161	207	12	624



Won 13	Total		601	662	699		1962
	Handicap	235	235	235	235		705
Lost 11	HDCP Total		836	899	939		2667

Won 11	Total		830	689	700		2219
	Handicap	124	124	124	124		372
Lost 13	HDCP Total		954	813	824		2591

Approved: Justice Simms 4

Approved: Jay Truby

Please turn in your scoresheets at the desk.



Team Rosters

10 - Team 10 Lane 27

Name	Pins	Gms	Avg	Book Avg
Jay Truby	556	3	bk189	189
Lynne Reiter-Truby	375	3	bk113	113
Dan Muirhead	426	3	bk145	145
Ganob Carter	579	3	bk194	194

11 - Team 11 Lane 28

Name	Pins	Gms	Avg	Book Avg
Jennifer Simms	452	3	150	—
Eric Simms	633	3	211	—
Justice Simms	563	3	187	—
Christion Simms	828	3	bk225	225

Mid County Lanes
Please circle wins!

Week 2 Date 09/14/23

5-Bad Company Avg=662		Week 2 Lane 29					
Avg	Name	HDCP	1	2	3	H*3	Total
159	Matt Hecker	60	171	158	130	180	639
152	Dave Hecker	66	116	126	109	198	549
156	Anthony Ball	62	159	179	172	186	696
195	Kurt Hecker	29	158	166	134	87	545

14-A\$\$HOLES Avg=849		Week 2 Lane 30					
Avg	Name	HDCP	1	2	3	H*3	Total
185	Kateri Elder	38	198	132	163	114	607
210	Tim Foltz	17	224	231	195	51	701
222	Drew Bowerson	6	216	198	190	18	622
232	Brian Elder	0	236	247	247	0	730

Won 5	Total		604	629	545		1778
	Handicap	217	217	217	217		651
Lost 19	HDCP Total		821	846	762		2429

Won 19	Total		874	808	795		2477
	Handicap	61	61	61	61		183
Lost 5	HDCP Total		935	869	856		2660

Approved: 0 2 1 2

Approved: 2 4 5 4

Please turn in your scoresheets at the desk.

BLS2023b (c)2023 by CDE Software

5 - Bad Company Lane 29

Name	Pins	Gms	Avg	Book Avg
Matt Hecker	423	3	bk159	159
Dave Hecker	514	3	bk152	152
Anthony Ball	476	3	bk156	156
Kurt Hecker	619	3	bk195	195

Team Rosters

14 - A\$\$HOLES Lane 30

Name	Pins	Gms	Avg	Book Avg
Kateri Elder	431	3	bk185	185
Tim Foltz	480	3	bk210	210
Drew Bowerson	619	3	bk222	222
Brian Elder	679	3	bk232	232


Mid County Lanes
Please circle wins!

Week 2 Date 09/14/23

7-Lucky Strikes Avg=692		Week 2 Lane 31					
Avg	Name	HDCP	1	2	3	H*3	Total
146	Hermond Walker	71	175	155	167	213	710
166	Cindy Bouwmans	54	141	151	168	162	623
190	Fran Duphily	34	148	146	142	102	538
190	Tom Reis	34	164	201	211	102	678
			678	653	689		
Won 11	Total		28				1970
	Handicap	193	193	193	193		579
Lost 13	HDCP Total		821	846	882		2549

16-Probably Maybe Avg=802		Week 2 Lane 32					
Avg	Name	HDCP	1	2	3	H*3	Total
170	Alyssa Gray	51	165	147	146	153	611
198	Shawn Rutter	27	185	179	188	81	633
212	Rodney Smith	15	244	181	178	45	648
222	Chad Whiteman	6	258	225	233	18	734
			852	732	745	2329	
Won 13	Total		852	732	745		
	Handicap	99	99	99	99		297
Lost 11	HDCP Total		851	831	844		2626

Approved:  1 4 5 7

Approved:  951 1 2 3 4

Please turn in your scoresheets at the desk.




Team Rosters

7 - Lucky Strikes Lane 31

Name	Pins	Gms	Avg	Book Avg
Hermond Walker	439	3	bk146	146
Cindy Bouwmans	444	3	bk166	166
Fran Duphily	572	3	bk190	190
Tom Reis	553	3	bk190	190

16 - Probably Maybe Lane 32

Name	Pins	Gms	Avg	Book Avg
Alyssa Gray	501	3	bk170	170
Shawn Rutter	683	3	bk198	198
Rodney Smith	578	3	bk212	212
Chad Whiteman	641	3	bk222	222